


City Clerk Date Stamp
RECEIVED OFFICE OF
CITY CLERK
EL CAJON CA
2008 JAN -2 P 4:48

City of El Cajon

MEETING: Jan. 8, 2008



General Information "B"

Agenda Report

DATE: December 28, 2007

TO: Mayor Lewis, Mayor Pro Tem Hanson-Cox, Council Members Kendrick, McClellan and Ramos

FROM: Director of Public Works

SUBJECT: Quarterly Report - Red Light Camera System

RECOMMENDATION: That the City Council review the Ran Red Light Camera System quarterly report. These reports were previously presented to the Traffic Commission and are now being forwarded to the City Council for your information.

BACKGROUND: The attached reports detail the activity at all ten (10) red light camera locations and include information related to the number of incidents recorded and a listing of various reasons why citations were not issued from the original incident. These include both the uncontrollable factors, as well as, those incidents that were rejected by the Police Department for the various reasons listed. This report covers the quarter of incidents dating from July 1, 2007 to September 30, 2007.

PREPARED BY:

Rob Turner
DIRECTOR OF PUBLIC WORKS

APPROVED BY:

Kathi J. Henry
CITY MANAGER

Attachment

Customer Management Report (El Cajon) Redlight Incidents

01-Jul-2007 to 30-Sep-2007

Operator Id: %


	EC-BRMO-01	EC-FLMA-01	EC-FLMA-03	EC-FLMA-05	EC-JAMA-01	EC-MAMA-01	EC-MAMA-03	EC-MAMO-01	EC-WAEC-01	EC-WAMO-01	TOTAL
Total Violations	74	146	715	394	450	338	356	960	203	376	4012
Less Uncontrollable Factors											
Obstruction	3	15	26	59	23	14	12	49	24	23	248
Driver Obstruction/Duckers	0	1	0	0	0	1	4	1	0	0	7
Motor Cycle Helmet	9	12	14	27	18	21	6	15	18	17	157
Plate Obstruction	0	0	0	0	0	0	0	3	0	1	4
Signal Obstruction	0	2	0	3	1	1	1	8	7	3	26
Vehicle Obstruction	0	0	0	0	0	0	1	0	0	0	1
Citation Issued manually	0	0	0	0	0	0	0	0	0	0	0
Emergency Vehicle (PD)	0	0	0	0	0	0	0	0	1	0	1
Incorrect Plate on Vehicle	0	0	0	0	0	1	0	1	0	2	4
Incorrect/incomplete DMV	1	1	8	1	4	7	3	10	1	2	38
Invalid Offense	0	0	0	0	0	0	0	2	0	0	2
Multiple vehicles in frame	0	0	0	0	0	0	0	0	0	1	1
Plate Unidentifiable	1	0	0	3	1	0	0	2	0	0	7
Police Discretion	0	1	12	3	2	2	6	14	4	1	45
Safe Turn On Red	0	0	1	0	1	0	0	11	0	0	13
Policy/Weather	0	0	2	2	1	3	0	0	0	0	8
Extended Vehicle	19	45	94	85	93	7	32	165	47	63	650
Sun Glare	0	1	3	0	1	0	0	2	1	1	9
Weather/Nature	0	0	1	1	0	0	0	1	0	0	3
Can Not Identify State	0	1	2	2	4	2	2	6	0	3	22
Out of Country Plate	2	4	24	12	19	9	18	37	4	15	144
Paper Plates	0	0	1	0	0	1	2	5	0	0	9
Wrong or No DMV	35	83	188	198	168	69	87	332	107	132	1399
Total	39	63	527	196	282	269	269	628	96	244	2613
Sub Total Violations	0	0	0	0	0	0	0	0	0	0	0
Less in Progress											

Available For Prosecution	39	63	527	196	282	269	269	628	96	244	2613
Less Rejects											
Camera Malfunction	0 000%	0 000%	0 000%	0 000%	0 000%	0 000%	0 000%	1 000%	0 000%	0 000%	1 000%
Digital Distortion	0 000%	0 000%	1 000%	0 000%	0 000%	1 000%	0 000%	0 000%	0 000%	1 000%	3 000%
Face Camera Flash	0 000%	0 000%	2 000%	4 002%	7 002%	1 000%	1 000%	0 000%	6 006%	1 000%	22 001%
Face Camera Focus Blurry	0 000%	0 000%	3 001%	5 003%	0 000%	1 000%	2 001%	9 001%	1 001%	0 000%	21 001%
Face Not in Frame	0 000%	0 000%	0 000%	0 000%	0 000%	0 000%	20 007%	1 000%	0 000%	1 000%	22 001%
Image Missing	0 000%	0 000%	0 000%	0 000%	0 000%	0 000%	2 001%	3 000%	0 000%	11 005%	16 001%
Misc Camera Issue	1 003%	2 003%	2 000%	1 001%	0 000%	0 000%	1 000%	0 000%	1 001%	1 000%	9 000%
Plate Burn Out	0 000%	4 006%	0 000%	0 000%	0 000%	0 000%	0 000%	0 000%	0 000%	1 000%	5 000%
Plate Not in Frame	0 000%	0 000%	0 000%	2 001%	0 000%	1 000%	1 000%	0 000%	1 001%	11 005%	16 001%
Rear Plate Camera Blurry	0 000%	0 000%	0 000%	0 000%	0 000%	0 000%	0 000%	0 000%	3 003%	0 000%	4 000%
Rear Plate Flash Inappropriate	0 000%	0 000%	0 000%	2 001%	0 000%	0 000%	0 000%	0 000%	0 000%	1 000%	3 000%
Scene Image Flash Inappropriate	1 003%	0 000%	0 000%	6 003%	0 000%	0 000%	0 000%	0 000%	0 000%	1 000%	8 000%
Scene Image No Flash	1 003%	1 002%	6 001%	4 002%	5 002%	1 000%	0 000%	3 000%	1 001%	3 001%	25 001%
Driver Unidentifiable images poor	0 000%	0 000%	0 000%	1 001%	8 003%	1 000%	0 000%	44 007%	0 000%	0 000%	54 002%
Incorrect Speed	0 000%	0 000%	0 000%	0 000%	0 000%	0 000%	0 000%	0 000%	0 000%	1 000%	1 000%
No Video	1 003%	1 002%	7 001%	1 001%	0 000%	0 000%	0 000%	0 000%	0 000%	1 000%	20 001%
Red-light not visible in	0 000%	0 000%	1 000%	0 000%	0 000%	1 000%	1 000%	2 000%	0 000%	2 001%	7 000%
Sun Glare	1 003%	0 000%	0 000%	17 009%	1 000%	0 000%	0 000%	0 000%	0 000%	0 000%	19 001%
Undeclared Scene Image	1 003%	1 002%	4 001%	2 001%	2 001%	11 004%	1 000%	8 001%	3 003%	1 000%	34 001%
Vehicle On or Passed Stop Line	0 000%	0 000%	0 000%	0 000%	0 000%	0 000%	0 000%	0 000%	0 000%	4 002%	4 000%
Too Old	6 015%	9 014%	26 005%	45 023%	23 008%	18 007%	30 011%	80 013%	16 017%	41 017%	294 011%
Process Issues	33 085%	54 086%	501 095%	151 077%	259 092%	251 093%	239 089%	548 087%	80 089%	203 083%	2319 089%
Total											
Notices Printed											

City Clerk Date Stamp
RECEIVED OFFICE OF
CITY CLERK
EL CAJON CA
2008 APR -2 A 11: 34

City of El Cajon

MEETING: April 8, 2008




General Information "A"


Agenda Report

DATE: March 31, 2008
TO: Mayor Lewis, Mayor Pro Tem Hanson-Cox,
Councilmembers Kendrick, McClellan and Ramos
FROM: Director of Public Works
SUBJECT: Quarterly Report - Red Light Camera System

RECOMMENDATION: That the City Council review the Ran Red Light Camera System quarterly report. These reports were previously presented to the Traffic Commission and are now being forwarded to the City Council for information purposes.

BACKGROUND: The attached reports detail the activity at all ten (10) red light camera locations and includes information related to the number of incidents recorded and a listing of various reasons why citations were not issued from the original incident. These include both the uncontrollable factors, as well as, those incidents that were rejected by the Police Department for the various reasons listed. This report covers the quarter of incidents dating from October 1, 2007 to December 31, 2007.

PREPARED BY:

Rob Turner
DIRECTOR OF PUBLIC WORKS

APPROVED BY:

Kathi J. Henry
CITY MANAGER

Attachment

**CUSTOMER MANAGEMENT REPORT REDLIGHT INCIDENTS
RED LIGHT CAMERA LOCATIONS BY CODE
APRIL 2008**

EC-BRMO-01 - Westbound Broadway at Mollison (thru/right turn)
EC-FLMA-01 - Eastbound Fletcher Parkway at Magnolia (thru lanes)
EC-FLMA-03 - Eastbound Fletcher Parkway at Magnolia (thru/right turn)
EC-FLMA-05 - Westbound Fletcher Parkway at Magnolia (thru/right turn)
EC-JAMA-01 - Northbound Jamacha at Main (thru/right turn)
EC-MAMA-01 - Southbound Magnolia at Madison (thru/right turn)
EC-MAMA-03 - Northbound Magnolia at Madison (thru/right turn)
EC-MAMO-01 - Westbound Main at Mollison (thru/right turn)
EC-WAEC-01 - Westbound Washington at El Cajon Blvd. (thru/left turn)
EC-WAMO-01 - Eastbound Washington at Mollison (thru/left turn)

Customer Management Report (El Cajon) Redlight Incidents

01-Oct-2007 to 31-Dec-2007

Operator Id: %

	EC-BRMO-01	EC-FLMA-01	EC-FLMA-03	EC-FLMA-05	EC-JAMA-01	EC-MAMA-01	EC-MAMA-03	EC-MAMO-01	EC-WAEC-01	EC-WAMO-01	TOTAL
Total Violations	65	197	775	484	342	294	376	579	174	367	3653
Less Uncontrollable Factors											
Obstruction	6	15	38	95	22	9	20	33	25	21	284
Driver Obstruction/Duckers	0	1	1	0	0	2	1	2	0	0	7
Motor Cycle Helmet	6	20	7	25	11	15	4	8	10	21	127
Plate Obstruction	0	4	7	12	6	1	6	5	1	4	46
Vehicle Obstruction	0	0	0	1	0	0	1	0	0	0	2
Emergency Vehicle (PD)	0	0	0	1	0	0	0	0	0	0	4
Incorrect Plate on Vehicle	1	5	11	6	6	3	5	9	0	7	53
Incorrect/Incomplete DMV	0	0	0	0	0	0	0	0	0	0	1
Invalid Offense	0	0	1	0	1	0	0	0	0	0	2
Plate Obstruction (PD)	0	1	1	0	0	0	0	0	0	0	2
Plate Unidentifiable	1	4	23	3	6	3	11	12	5	7	75
Police Discretion	0	0	0	0	0	0	0	1	0	0	1
Safe Turn On Red	2	2	1	5	2	2	0	2	0	1	17
Policy/Weather	6	14	20	53	61	7	27	21	31	38	278
Extended Vehicle	0	0	3	7	5	1	2	10	4	5	37
Sun Glare	0	0	0	1	0	0	0	1	0	0	2
Weather/Nature	0	0	2	2	1	1	0	1	0	0	8
Yellow with Red Light	0	0	12	3	4	2	2	13	2	3	41
Can Not Identify State	5	3	28	15	13	12	17	20	8	9	130
Out of Country Plate	0	0	2	1	1	2	0	0	1	1	8
Paper Plates	27	69	157	230	139	60	96	140	87	120	1125
Wrong or No DMV	38	128	618	254	203	234	280	439	87	247	2528
Sub Total Violations	0	0	0	0	0	0	0	0	0	0	0
Less in Progress	38	128	618	254	203	234	280	439	87	247	2528
Available For Prosecution											

Category	0 000%	11 009%	0 000%	0 000%	0 000%	0 000%	0 000%	0 000%	0 000%	2 000%	0 000%	0 000%	13 001%
Less Rejects													
Camera	0 000%	0 000%	0 000%	0 000%	0 000%	0 000%	0 000%	0 000%	0 000%	0 000%	0 000%	0 000%	6 000%
Malfunction	0 000%	0 000%	0 000%	0 000%	0 000%	0 000%	0 000%	0 000%	0 000%	0 000%	0 000%	0 000%	21 001%
Face Camera Flash	0 000%	1 001%	1 000%	2 001%	8 004%	2 001%	0 000%	0 000%	0 000%	2 000%	3 003%	0 000%	6 000%
Face Camera Focus Blurry	0 000%	0 000%	5 001%	1 000%	0 000%	0 000%	0 000%	0 000%	0 000%	0 000%	0 000%	0 000%	10 000%
Face Camera No Flash	0 000%	0 000%	0 000%	0 000%	0 000%	0 000%	4 001%	2 000%	2 000%	2 002%	2 001%	0 000%	30 001%
Face Not in Frame	0 000%	0 000%	16 003%	12 005%	0 000%	0 000%	0 000%	0 000%	2 000%	0 000%	0 000%	0 000%	21 001%
Image Missing	7 018%	10 008%	1 000%	1 000%	0 000%	0 000%	0 000%	0 000%	0 000%	0 000%	0 000%	0 000%	8 000%
Misc Camera Issue	1 003%	0 000%	1 000%	2 001%	3 001%	0 000%	0 000%	0 000%	0 000%	0 000%	0 000%	0 000%	11 000%
Plate Burn Out	0 000%	4 003%	0 000%	4 002%	0 000%	1 000%	0 000%	0 000%	0 000%	0 000%	0 000%	0 000%	4 000%
Plate Not in Frame	1 003%	0 000%	1 000%	1 000%	0 000%	0 000%	0 000%	0 000%	0 000%	0 000%	0 000%	0 000%	4 000%
Rear Plate Camera Blurry	0 000%	1 001%	0 000%	2 001%	0 000%	0 000%	0 000%	0 000%	0 000%	0 000%	1 001%	0 000%	2 000%
Rear Plate Flash Inappropriate	0 000%	0 000%	0 000%	0 000%	0 000%	0 000%	0 000%	0 000%	0 000%	0 000%	0 000%	0 000%	13 001%
Scene Image Flash Inappropriate	2 005%	0 000%	0 000%	10 004%	0 000%	0 000%	0 000%	0 000%	0 000%	0 000%	0 000%	0 000%	11 000%
Scene Image No Flash	1 003%	0 000%	0 000%	5 002%	1 000%	0 000%	0 000%	0 000%	3 001%	0 000%	0 000%	0 000%	50 002%
Driver Unidentifiable images poor	0 000%	0 000%	2 000%	0 000%	0 000%	0 000%	0 000%	0 000%	48 011%	0 000%	0 000%	0 000%	1 000%
Incorrect Speed	0 000%	1 001%	0 000%	0 000%	0 000%	0 000%	0 000%	0 000%	0 000%	0 000%	0 000%	0 000%	1 000%
Red-light not visible in	2 005%	0 000%	1 000%	6 002%	0 000%	0 000%	0 000%	0 000%	0 000%	0 000%	0 000%	0 000%	9 000%
Sun Glare	0 000%	1 001%	9 001%	1 000%	4 002%	5 002%	1 000%	3 001%	3 003%	2 001%	2 001%	2 001%	29 001%
Vehicle On or Passed Stop Line	1 003%	1 001%	16 003%	2 001%	4 002%	5 002%	3 001%	17 004%	3 003%	26 011%	3 003%	26 011%	78 003%
Too Old	15 039%	30 023%	53 009%	49 019%	25 012%	14 006%	8 003%	81 018%	12 014%	40 016%	327 013%	327 013%	
Process Issues	23 061%	98 077%	565 091%	205 081%	178 088%	220 094%	272 097%	358 082%	75 086%	207 084%	2201 087%	2201 087%	
Total													

Notices Printed

96

City Clerk Date Stamp

RECEIVED OFFICE OF
CITY CLERK
EL CAJON CA

2008 JUL -1 P 4: 33

City of El Cajon

MEETING: July 8, 2008



General Information "A"

Agenda Report

DATE: June 30, 2008

TO: Mayor Lewis, Mayor Pro Tem Hanson-Cox,
Councilmembers Kendrick, McClellan and Ramos

FROM: Director of Public Works

SUBJECT: Quarterly Report - Red Light Camera System

RECOMMENDATION: That the City Council review the Ran Red Light Camera System quarterly report. These reports were previously presented to the Traffic Commission and are now being forwarded to the City Council for information purposes.

BACKGROUND: The attached reports detail the activity at all ten (10) red light camera locations and includes information related to the number of incidents recorded and a listing of various reasons why citations were not issued from the original incident. These include both the uncontrollable factors, as well as, those incidents that were rejected by the Police Department for the various reasons listed. This report covers the quarter of incidents dating from January 1, 2008 to March 31, 2008.

PREPARED BY:

Rob Turner

Rob Turner
DIRECTOR OF PUBLIC WORKS

APPROVED BY:

Kathi J. Henry

Kathi J. Henry
CITY MANAGER

Attachment

<u>LOCATION CODE</u>	<u>INTERSECTION</u>	<u>DIRECTION ENFORCED</u>
EC-BRMO-01	Broadway and Mollison	Westbound through/right
EC-FLMA-01	Fletcher and Magnolia	Eastbound through lanes
EC-FLMA-03	Fletcher and Magnolia	Eastbound through/right
EC-FLMA-05	Fletcher and Magnolia	Westbound through/right
EC-JAMA-01	Jamacha and Main	Northbound through/right
EC-MAMA-01	Magnolia and Madison	Southbound through
EC-MAMA-03	Magnolia and Madison	Northbound though/right
EC-MAMO-01	Main and Mollison	Westbound through/right
EC-WAEC-01	El Cajon Blvd. and Washington/Marshall	Westbound through/left
EC-WAMO-01	Washington and Mollison	Eastbound through/left/right

Customer Management Report (El Cajon) Redlight Incidents

01-Jan-2008 to 31-Mar-2008

Operator Id: %

	54	105	705	442	340	233	359	681	123	307	3349
	TOTAL										
	EC-BRMO-01	EC-FLMA-01	EC-FLMA-03	EC-FLMA-05	EC-JAMA-01	EC-MAMA-01	EC-MAMA-03	EC-MAMO-01	EC-WAEC-01	EC-WAMO-01	
Total Violations	54	105	705	442	340	233	359	681	123	307	3349
Less Uncontrollable Factors											
Obstruction	6	7	21	89	19	7	11	32	13	18	223
Driver Obstruction/Duckers	0	1	1	1	0	2	0	0	0	0	5
Motor Cycle Helmet	3	5	7	22	7	13	8	10	7	24	106
Plate Obstruction	0	0	0	0	0	0	0	1	0	0	1
Signal Obstruction	0	1	1	5	4	0	4	9	0	1	25
Vehicle Obstruction	0	0	0	0	0	0	0	0	2	0	2
Emergency Vehicle (PD)	1	0	12	6	0	4	7	8	0	4	42
Incorrect/Incomplete DMV	0	0	0	0	0	0	0	4	0	0	4
Invalid Offense	0	0	0	1	0	1	0	0	0	0	2
Multiple vehicles in frame	0	0	0	0	0	0	0	1	0	0	1
Plate Obstruction (PD)	3	2	34	6	9	5	9	39	1	10	118
Police Discretion	0	1	0	2	2	0	0	0	0	2	7
Policy/Weather	7	6	16	34	75	2	24	32	13	23	232
Extended Vehicle	1	0	9	9	7	1	3	9	3	2	44
Sun Glare	0	0	0	2	2	0	1	2	0	0	7
Weather/Nature	0	0	15	2	1	0	3	13	0	1	35
Can Not Identify State	0	5	28	11	9	11	18	18	7	9	116
Out of Country Plate	0	1	1	0	0	1	0	3	1	0	7
Paper Plates	21	29	145	190	135	47	88	181	47	94	977
Wrong or No DMV	33	76	560	252	205	186	271	500	76	213	2372
Sub Total Violations	0	0	0	0	0	0	0	0	0	0	0
Less in Progress	33	76	560	252	205	186	271	500	76	213	2372
Available For Prosecution	0	0	0	0	0	0	0	0	0	0	0
Less Rejects	0	0	0	0	1	0	0	3	0	0	4
Camera Malfunction	0	0	0	0	0	0	0	0	0	0	0
Digital Distortion	0	0	0	0	0	0	0	0	0	0	0

155

City Clerk Date Stamp

RECEIVED OFFICE OF
CITY CLERK
EL CAJON, CA

2008 OCT 15 P 2:17

City of El Cajon

MEETING: Oct. 21, 2008



General Information "B"

Agenda Report

DATE: October 10, 2008

TO: Mayor Lewis, Mayor Pro Tem Hanson-Cox,
Councilmembers Kendrick, McClellan and Ramos

FROM: Director of Public Works

SUBJECT: Quarterly Report - Red Light Camera System

RECOMMENDATION: That the City Council review the Ran Red Light Camera System quarterly report. These reports were previously presented to the Traffic Commission and are now being forwarded to the City Council for information purposes.

BACKGROUND: The attached reports detail the activity at all ten (10) red light camera locations and includes information related to the number of incidents recorded and a listing of various reasons why citations were not issued from the original incident. These include both the uncontrollable factors, as well as, those incidents that were rejected by the Police Department for the various reasons listed. This report covers the quarter of incidents dating from April 1, 2008 to June 30, 2008.

PREPARED BY:

Rob Turner
DIRECTOR OF PUBLIC WORKS

APPROVED BY:

Kathi J. Henry
CITY MANAGER

Attachment

<u>LOCATION CODE</u>	<u>INTERSECTION</u>	<u>DIRECTION ENFORCED</u>
EC-BRMO-01	Broadway and Mollison	Westbound through/right
EC-FLMA-01	Fletcher and Magnolia	Eastbound through lanes
EC-FLMA-03	Fletcher and Magnolia	Eastbound through/right
ECFLMA-05	Fletcher and Magnolia	Westbound through/right
EC-JAMA-01	Jamacha and Main	Northbound through/right
EC-MAMA-01	Magnolia and Madison	Southbound through
EC-MAMA-03	Magnolia and Madison	Northbound through/right
ECMAMO-01	Main and Mollison	Westbound through/right
EC-WAEC-01	El Cajon Blvd. and Washington/Mollison	Westbound through/left
EC-WAMO-01	Washington and Mollison	Eastbound through/right/left


Customer Management Report (El Cajon) Redlight Incidents

01-Apr-2008 to 30-Jun-2008

Operator Id: %

	EC-BRMO-01	EC-FLMA-01	EC-FLMA-03	EC-FLMA-05	EC-JAMA-01	EC-MAMA-01	EC-MAMA-03	EC-MAMO-01	EC-WAEC-01	EC-WAMO-01	TOTAL
Total Violations	88	149	906	561	347	289	356	845	126	303	3970
Less Uncontrollable Factors											
Obstruction	4	9	15	91	6	5	5	26	8	3	172
Driver Obstruction/Duckers											
Motor Cycle Helmet	1	0	1	0	0	0	0	3	1	0	6
Plate Obstruction	2	6	7	15	14	9	5	8	9	13	88
Signal Obstruction	0	0	0	1	0	0	0	0	0	0	1
Vehicle Obstruction	0	2	5	7	6	0	2	5	2	2	31
Emergency Vehicle (PD)	0	0	0	0	1	0	2	1	0	1	5
Incorrect/Incomplete DMV	2	0	25	3	3	7	9	8	0	6	63
Invalid Offense	0	0	0	0	0	0	0	2	0	0	2
Multiple vehicles in frame	0	0	1	0	0	0	0	0	0	0	1
Plate Obstruction (PD)	0	0	1	0	0	0	0	1	0	2	4
Plate Unidentifiable	0	0	1	0	0	1	1	1	0	2	6
Police Discretion	3	3	52	10	12	9	9	56	4	17	175
Safe Turn On Red	0	0	1	0	0	0	0	2	0	0	3
Policy/Weather	0	2	1	1	1	0	0	1	1	0	7
Extended Vehicle											
Sun Glare	24	39	130	132	78	4	36	133	45	58	679
Weather/Nature	4	7	40	31	14	1	8	22	1	11	139
Registration Issues	0	1	17	6	7	0	1	14	2	3	51
Out of Country Plate											
Paper Plates	3	8	29	17	11	9	14	21	1	6	119
Wrong or No DMV	0	1	3	0	0	1	0	0	0	0	5
Total	43	78	329	314	153	46	92	304	74	124	1557
Sub Total Violations	45	71	577	247	194	243	264	541	52	179	2413
Less in Progress	0	0	0	0	0	0	0	0	0	0	0
Available For Prosecution	45	71	577	247	194	243	264	541	52	179	2413
Less Rejects											

143



City of El Cajon



MEETING: Jan. 13, 2009

ITEM NO: GENERAL INFO

“C”

Agenda Report

DATE: January 2, 2009

TO: Mayor Lewis, Mayor Pro Tem Wells,
Councilmembers Hanson-Cox, Kendrick, and McClellan

FROM: Director of Public Works


SUBJECT: Quarterly Report - Red Light Camera System


RECOMMENDATION: That the City Council review the Ran Red Light Camera System quarterly report. These reports were previously presented to the Traffic Commission and are now being forwarded to the City Council for information purposes.

BACKGROUND: The attached reports detail the activity at all ten (10) red light camera locations and includes information related to the number of incidents recorded and a listing of various reasons why citations were not issued from the original incident. These include both the uncontrollable factors, as well as, those incidents that were rejected by the Police Department for the various reasons listed. This report covers the quarter of incidents dating from July 1, 2008 to September 30, 2008.

PREPARED BY:

APPROVED BY:


 Rob Turner
 DIRECTOR OF PUBLIC WORKS


 Kathi J. Henry
 CITY MANAGER

Attachment

<u>LOCATION CODE</u>	<u>INTERSECTION</u>	<u>DIRECTION ENFORCED</u>
EC-BRMO-01	Broadway and Mollison	Westbound through/right
EC-FLMA-01	Fletcher and Magnolia	Eastbound through lanes
EC-FLMA-03	Fletcher and Magnolia	Eastbound through/right
EC-FLMA-05	Fletcher and Magnolia	Westbound through/right
EC-JAMA-01	Jamacha and Main	Northbound through/right
EC-MAMA-01	Magnolia and Madison	Southbound through
EC-MAMA-03	Magnolia and Madison	Northbound though/right
EC-MAMO-01	Main and Mollison	Westbound through/right
EC-WAEC-01	El Cajon Blvd. and Washington/Marshall	Westbound through/left
EC-WAMO-01	Washington and Mollison	Eastbound through/left/right

Customer Management Report (El Cajon) All Detection Types

01-Jul-2008 to 30-Sep-2008

Operator Id: %

	EC-BRMO-01	EC-FLMA-01	EC-FLMA-03	EC-FLMA-05	EC-JAMA-01	EC-MAMA-01	EC-MAMA-03	EC-MAMO-01	EC-WAEC-01	EC-WAMO-01	TOTAL
Total Violations	108	136	805	720	381	260	276	869	139	324	4018
Less Uncontrollable Factors											
Obstruction	5	8	10	111	16	6	11	22	12	13	214
Driver Obstruction/Duckers	0	0	0	0	0	4	0	0	0	0	4
Motor Cycle Helmet	5	9	4	25	9	11	6	7	5	16	97
Plate Obstruction	1	0	0	1	0	0	0	0	0	0	2
Signal Obstruction	3	5	3	16	4	0	2	10	6	2	51
Vehicle Obstruction	0	1	2	4	1	0	0	0	0	2	10
Emergency Vehicle (PD)	0	1	1	3	2	0	1	0	0	0	8
Face Obstruction	0	0	3	0	1	0	1	0	0	2	7
Incorrect Plate on Vehicle	0	1	22	9	5	8	7	11	0	4	67
Incorrect/Incomplete DMV	0	0	0	0	0	0	1	1	0	2	4
Invalid Offense	0	0	2	1	1	0	0	0	0	0	4
Plate Obstruction (PD)	0	0	0	0	1	0	0	1	0	1	3
Plate Unidentifiable	4	2	51	12	10	11	24	81	1	19	215
Police Discretion	0	0	0	0	0	0	0	1	0	0	1
Safe Turn On Red	0	1	0	2	1	2	1	1	0	1	9
Extended Vehicle	23	31	70	145	78	5	28	126	40	17	563
Policy/Weather	0	0	5	5	4	2	0	6	0	3	25
Sun Glare	0	1	0	2	0	1	1	1	0	0	6
Weather/Nature	1	0	12	5	9	0	0	12	0	1	40
Can Not Identify State	3	3	16	20	20	6	14	31	10	6	129
Out of Country Plate	1	0	2	4	0	2	4	4	0	1	18
Paper Plates	46	63	203	365	162	58	101	315	74	90	1477
Wrong or No DMV	62	73	602	355	219	202	175	554	65	234	2541
Sub Total Violations	0	0	0	0	0	0	0	0	0	0	0
Less in Progress											

