



REDFLEX
TRAFFIC SYSTEMS

CUSTOMER MANAGEMENT SUMMARY REPORT

Customer Management Report (Lynwood) Redlight Incidents

01-Mar-2012 to 30-Mar-2012

| | <u>PROCESSED</u> <u>INCIDENTS</u> | <u>REJECTED</u> <u>INCIDENTS</u> | <u>IN PROGRESS</u> | <u>AVAILABLE FOR</u> <u>PROSECUTION</u> | <u>REJECTED</u> <u>VIOLATIONS</u> | <u>APPROVED</u> <u>VIOLATIONS</u> | <u>TOTAL NOTICES</u> <u>PRINTED</u> | <u>ISSUANCE</u> <u>RATE</u> |
|-------------|--------------------------------------|-------------------------------------|--------------------|--|--------------------------------------|--------------------------------------|--|--------------------------------|
| LYN-IMAT-01 | 341 | 188 | 0 | 153 | 7 | 146 | 146 | 95% |
| LYN-IMLB-01 | 187 | 81 | 0 | 106 | 2 | 104 | 104 | 98% |
| TOTAL | 528 | 269 | 0 | 259 | 9 | 250 | 250 | 97% |

Generated By: JPAAR

Generated On: 4/18/2012 3:53:58 PM



REDFLEX
TRAFFIC SYSTEMS

CUSTOMER MANAGEMENT SUMMARY REPORT

Customer Management Report (Lynwood) Redlight Incidents

01-Jan-2012 to 31-Jan-2012

| | <u>PROCESSED</u> <u>INCIDENTS</u> | <u>REJECTED</u> <u>INCIDENTS</u> | <u>IN PROGRESS</u> | <u>AVAILABLE FOR</u> <u>PROSECUTION</u> | <u>REJECTED</u> <u>VIOLATIONS</u> | <u>APPROVED</u> <u>VIOLATIONS</u> | <u>TOTAL NOTICES</u> <u>PRINTED</u> | <u>ISSUANCE</u> <u>RATE</u> |
|-------------|--------------------------------------|-------------------------------------|--------------------|--|--------------------------------------|--------------------------------------|--|--------------------------------|
| LYN-IMAT-01 | 336 | 142 | 0 | 194 | 37 | 157 | 157 | 81% |
| LYN-IMLB-01 | 160 | 52 | 0 | 108 | 50 | 58 | 58 | 54% |
| TOTAL | 496 | 194 | 0 | 302 | 87 | 215 | 215 | 71% |

Generated By: JPAAR

Generated On: 4/18/2012 3:52:23 PM



REDFLEX
TRAFFIC SYSTEMS

CUSTOMER MANAGEMENT SUMMARY REPORT

Customer Management Report (Lynwood) Redlight Incidents

01-Apr-2011 to 01-Apr-2011

| | <u>PROCESSED</u> <u>INCIDENTS</u> | <u>REJECTED</u> <u>INCIDENTS</u> | <u>IN PROGRESS</u> | <u>AVAILABLE FOR</u> <u>PROSECUTION</u> | <u>REJECTED</u> <u>VIOLATIONS</u> | <u>APPROVED</u> <u>VIOLATIONS</u> | <u>TOTAL NOTICES</u> <u>PRINTED</u> | <u>ISSUANCE</u> <u>RATE</u> |
|-------------|--------------------------------------|-------------------------------------|--------------------|--|--------------------------------------|--------------------------------------|--|--------------------------------|
| LYN-IMAT-01 | 11 | 6 | 0 | 5 | 0 | 5 | 5 | 100% |
| LYN-IMLB-01 | 2 | 0 | 0 | 2 | 0 | 2 | 2 | 100% |
| TOTAL | 13 | 6 | 0 | 7 | 0 | 7 | 7 | 100% |

Generated By: JPAAR

Generated On: 4/18/2012 3:48:10 PM



REDFLEX
TRAFFIC SYSTEMS

CUSTOMER MANAGEMENT SUMMARY REPORT

Customer Management Report (Lynwood) Redlight Incidents

01-Dec-2011 to 31-Dec-2011

| | <u>PROCESSED</u> <u>INCIDENTS</u> | <u>REJECTED INCIDENTS</u> | <u>IN PROGRESS</u> | <u>AVAILABLE FOR</u> <u>PROSECUTION</u> | <u>REJECTED</u> <u>VIOLATIONS</u> | <u>APPROVED</u> <u>VIOLATIONS</u> | <u>TOTAL NOTICES</u> <u>PRINTED</u> | <u>ISSUANCE</u> <u>RATE</u> |
|-------------|--------------------------------------|---------------------------|--------------------|--|--------------------------------------|--------------------------------------|--|--------------------------------|
| LYN-IMAT-01 | 335 | 160 | 0 | 175 | 20 | 155 | 155 | 89% |
| LYN-IMLB-01 | 197 | 90 | 0 | 107 | 39 | 68 | 68 | 64% |
| TOTAL | 532 | 250 | 0 | 282 | 59 | 223 | 223 | 79% |

Generated By: JPAAR

Generated On: 4/18/2012 3:51:34 PM



REFLEX
TRAFFIC SYSTEMS

CUSTOMER MANAGEMENT SUMMARY REPORT

Customer Management Report (Lynwood) Redlight Incidents

01-Oct-2011 to 31-Oct-2011

| | <u>PROCESSED</u> <u>INCIDENTS</u> | <u>REJECTED</u> <u>INCIDENTS</u> | <u>IN PROGRESS</u> | <u>AVAILABLE FOR</u> <u>PROSECUTION</u> | <u>REJECTED</u> <u>VIOLATIONS</u> | <u>APPROVED</u> <u>VIOLATIONS</u> | <u>TOTAL NOTICES</u> <u>PRINTED</u> | <u>ISSUANCE</u> <u>RATE</u> |
|-------------|--------------------------------------|-------------------------------------|--------------------|--|--------------------------------------|--------------------------------------|--|--------------------------------|
| LYN-IMAT-01 | 466 | 247 | 0 | 219 | 16 | 203 | 203 | 93% |
| LYN-IMLB-01 | 207 | 72 | 0 | 135 | 48 | 87 | 87 | 64% |
| TOTAL | 673 | 319 | 0 | 354 | 64 | 290 | 290 | 82% |

Generated By: JPAAR

Generated On: 4/18/2012 3:50:15 PM



REDFLEX
TRAFFIC SYSTEMS

CUSTOMER MANAGEMENT SUMMARY REPORT

Customer Management Report (Lynwood) Redlight Incidents

01-Jul-2011 to 30-Jul-2011

| | <u>PROCESSED</u> <u>INCIDENTS</u> | <u>REJECTED</u> <u>INCIDENTS</u> | <u>IN PROGRESS</u> | <u>AVAILABLE FOR</u> <u>PROSECUTION</u> | <u>REJECTED</u> <u>VIOLATIONS</u> | <u>APPROVED</u> <u>VIOLATIONS</u> | <u>TOTAL NOTICES</u> <u>PRINTED</u> | <u>ISSUANCE</u> <u>RATE</u> |
|-------------|--------------------------------------|-------------------------------------|--------------------|--|--------------------------------------|--------------------------------------|--|--------------------------------|
| LYN-IMAT-01 | 294 | 159 | 0 | 135 | 100 | 35 | 35 | 26% |
| LYN-IMLB-01 | 117 | 70 | 0 | 47 | 22 | 25 | 25 | 53% |
| TOTAL | 411 | 229 | 0 | 182 | 122 | 60 | 60 | 33% |

Generated By: JPAAR

Generated On: 4/18/2012 3:48:43 PM



REDFLEX
TRAFFIC SYSTEMS

CUSTOMER MANAGEMENT SUMMARY REPORT

Customer Management Report (Lynwood) Redlight Incidents

01-Jan-2011 to 31-Jan-2011

| | <u>PROCESSED INCIDENTS</u> | <u>REJECTED INCIDENTS</u> | <u>IN PROGRESS</u> | <u>AVAILABLE FOR PROSECUTION</u> | <u>REJECTED VIOLATIONS</u> | <u>APPROVED VIOLATIONS</u> | <u>TOTAL NOTICES PRINTED</u> | <u>ISSUANCE RATE</u> |
|-------------|----------------------------|---------------------------|--------------------|----------------------------------|----------------------------|----------------------------|------------------------------|----------------------|
| LYN-IMAT-01 | 219 | 102 | 0 | 117 | 32 | 85 | 85 | 73% |
| LYN-IMLB-01 | 105 | 28 | 0 | 77 | 22 | 55 | 55 | 71% |
| TOTAL | 324 | 130 | 0 | 194 | 54 | 140 | 140 | 72% |

Generated By: JPAAR

Generated On: 4/18/2012 3:47:36 PM



REDFLEX
TRAFFIC SYSTEMS

CUSTOMER MANAGEMENT SUMMARY REPORT

Customer Management Report (Lynwood) Redlight Incidents

01-Oct-2010 to 31-Oct-2010

| | <u>PROCESSED</u> <u>INCIDENTS</u> | <u>REJECTED</u> <u>INCIDENTS</u> | <u>IN PROGRESS</u> | <u>AVAILABLE FOR</u> <u>PROSECUTION</u> | <u>REJECTED</u> <u>VIOLATIONS</u> | <u>APPROVED</u> <u>VIOLATIONS</u> | <u>TOTAL NOTICES</u> <u>PRINTED</u> | <u>ISSUANCE</u> <u>RATE</u> |
|-------------|--------------------------------------|-------------------------------------|--------------------|--|--------------------------------------|--------------------------------------|--|--------------------------------|
| LYN-IMAT-01 | 124 | 113 | 0 | 11 | 9 | 2 | 2 | 18% |
| LYN-IMLB-01 | 102 | 51 | 0 | 51 | 12 | 39 | 39 | 76% |
| TOTAL | 226 | 164 | 0 | 62 | 21 | 41 | 41 | 66% |

Generated By: JPAAR

Generated On: 4/18/2012 3:46:26 PM



REDFLEX
TRAFFIC SYSTEMS

CUSTOMER MANAGEMENT SUMMARY REPORT

Customer Management Report (Lynwood) Redlight Incidents

12-Jul-0010 to 30-Jul-2010

| | <u>PROCESSED</u> <u>INCIDENTS</u> | <u>REJECTED</u> <u>INCIDENTS</u> | <u>IN PROGRESS</u> | <u>AVAILABLE FOR</u> <u>PROSECUTION</u> | <u>REJECTED</u> <u>VIOLATIONS</u> | <u>APPROVED</u> <u>VIOLATIONS</u> | <u>TOTAL NOTICES</u> <u>PRINTED</u> | <u>ISSUANCE</u> <u>RATE</u> |
|-------------|--------------------------------------|-------------------------------------|--------------------|--|--------------------------------------|--------------------------------------|--|--------------------------------|
| LYN-IMAT-01 | 20122 | 11146 | 0 | 8976 | 1745 | 7231 | 7231 | 81% |
| LYN-IMLB-01 | 3088 | 1491 | 0 | 1597 | 327 | 1270 | 1270 | 80% |
| TOTAL | 23210 | 12637 | 0 | 10573 | 2072 | 8501 | 8501 | 80% |

Generated By: JPAAR

Generated On: 4/18/2012 3:45:41 PM



REDFLEX
TRAFFIC SYSTEMS

CUSTOMER MANAGEMENT SUMMARY REPORT

Customer Management Report (Lynwood) Redlight Incidents

01-Apr-2010 to 30-Apr-2010

| | <u>PROCESSED</u> <u>INCIDENTS</u> | <u>REJECTED INCIDENTS</u> | <u>IN PROGRESS</u> | <u>AVAILABLE FOR</u> <u>PROSECUTION</u> | <u>REJECTED</u> <u>VIOLATIONS</u> | <u>APPROVED</u> <u>VIOLATIONS</u> | <u>TOTAL NOTICES</u> <u>PRINTED</u> | <u>ISSUANCE</u> <u>RATE</u> |
|-------------|--------------------------------------|---------------------------|--------------------|--|--------------------------------------|--------------------------------------|--|--------------------------------|
| LYN-IMAT-01 | 273 | 126 | 0 | 147 | 32 | 115 | 115 | 78% |
| LYN-IMLB-01 | 73 | 35 | 0 | 38 | 12 | 26 | 26 | 68% |
| TOTAL | 346 | 161 | 0 | 185 | 44 | 141 | 141 | 76% |

Generated By: JPAAR

Generated On: 4/18/2012 3:44:57 PM



REDFLEX
TRAFFIC SYSTEMS

CUSTOMER MANAGEMENT SUMMARY REPORT

Customer Management Report (Lynwood) Redlight Incidents

01-Jan-2010 to 31-Jan-2010

| | <u>PROCESSED</u> <u>INCIDENTS</u> | <u>REJECTED INCIDENTS</u> | <u>IN PROGRESS</u> | <u>AVAILABLE FOR</u> <u>PROSECUTION</u> | <u>REJECTED</u> <u>VIOLATIONS</u> | <u>APPROVED</u> <u>VIOLATIONS</u> | <u>TOTAL NOTICES</u> <u>PRINTED</u> | <u>ISSUANCE</u> <u>RATE</u> |
|-------------|--------------------------------------|---------------------------|--------------------|--|--------------------------------------|--------------------------------------|--|--------------------------------|
| LYN-IMAT-01 | 299 | 111 | 0 | 188 | 30 | 158 | 158 | 84% |
| LYN-IMLB-01 | 89 | 45 | 0 | 44 | 19 | 25 | 25 | 57% |
| TOTAL | 388 | 156 | 0 | 232 | 49 | 183 | 183 | 79% |

Generated By: JPAAR

Generated On: 4/18/2012 3:44:08 PM

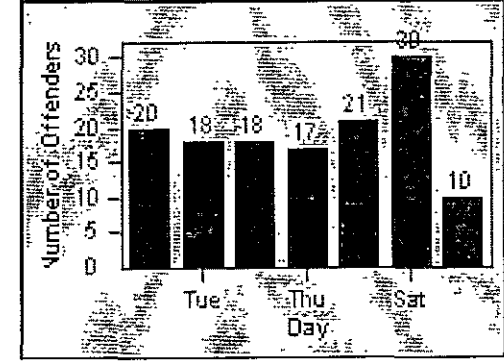
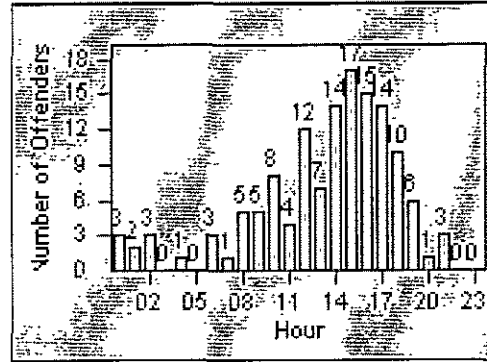
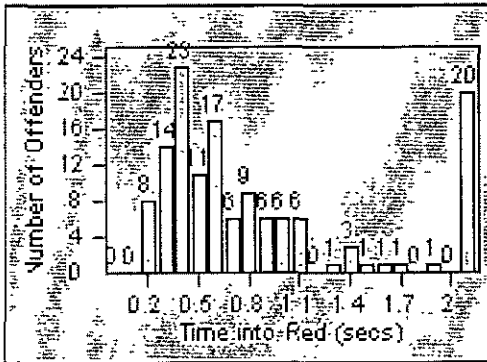
Redflex Redlight Offender Statistics

CONTRACT: Lynwood
 DATE FROM: 01-Mar-2012

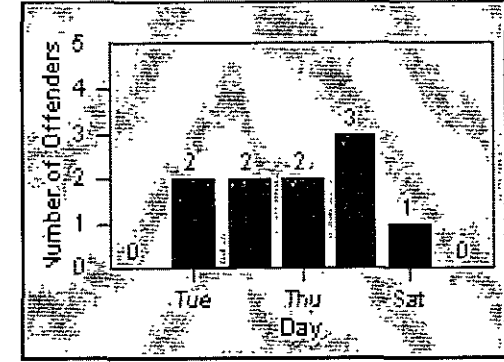
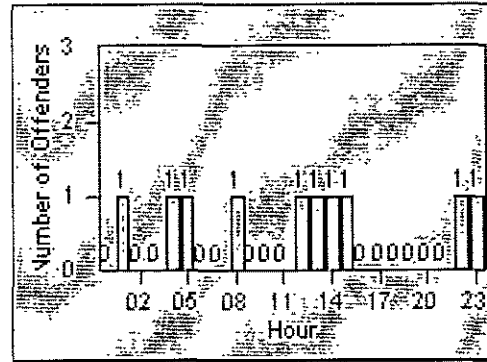
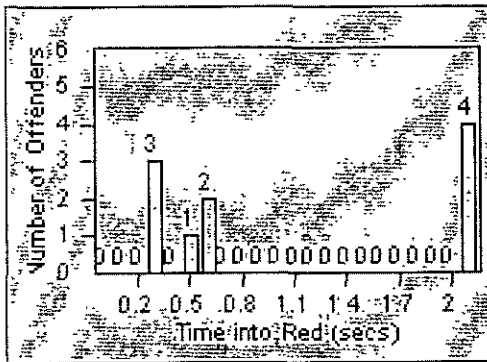
LOCATION: LYN-IMAT-01 Intersection of Imperial Hwy / Atlantic Ave
 DATE TO: 31-Mar-2012



LANE 1



LANE 2

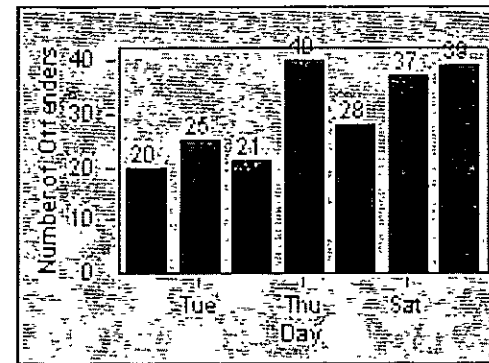
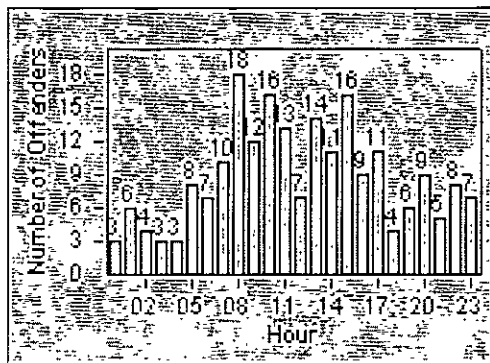
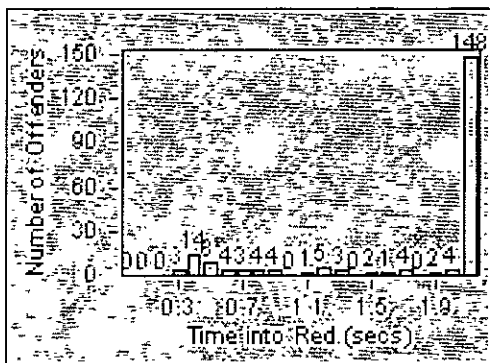


LANE 3

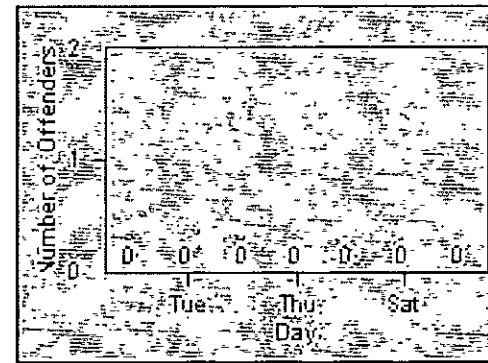
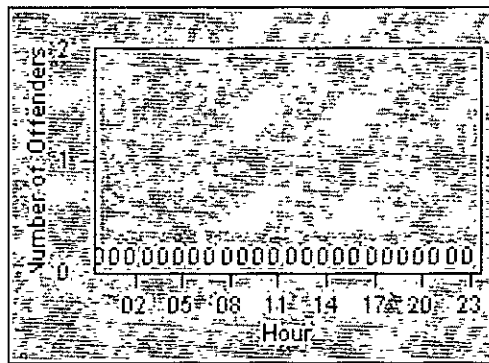
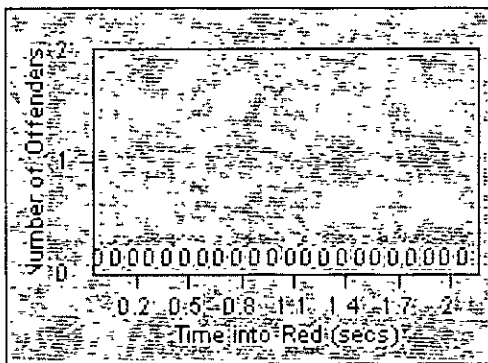
Redflex Redlight Offender Statistics

CONTRACT. Lynwood
 DATE FROM: 01-Mar-2012

LOCATION: LYN-IMAT-01 Intersection of Imperial Hwy / Atlantic Ave
 DATE TO: 31-Mar-2012



LANE 4



LANE TOTAL

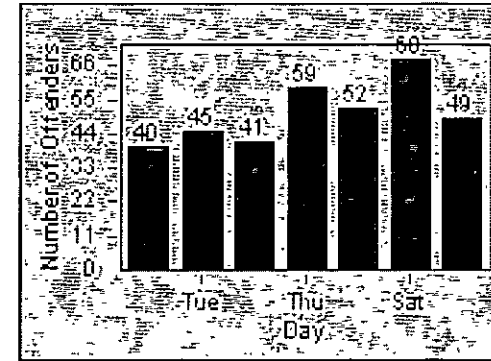
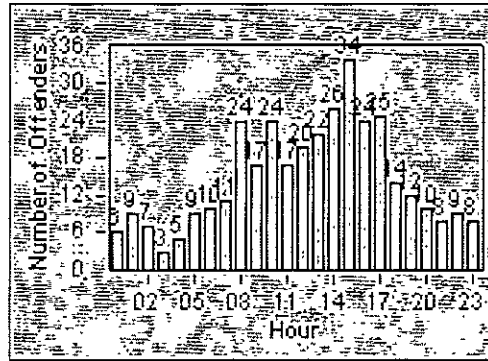
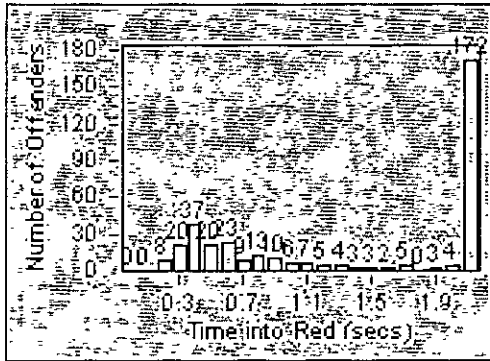
Redflex Redlight Offender Statistics

CONTRACT: Lynwood

LOCATION: LYN-IMAT-01 Intersection of Imperial Hwy / Atlantic Ave

DATE FROM: 01-Mar-2012

DATE TO: 31-Mar-2012



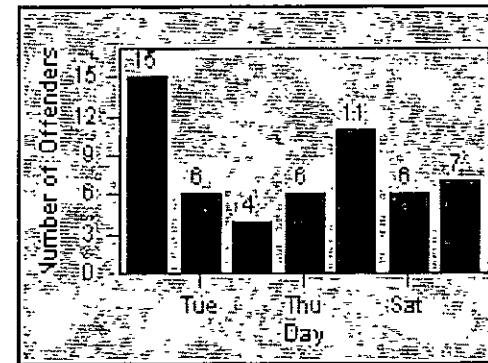
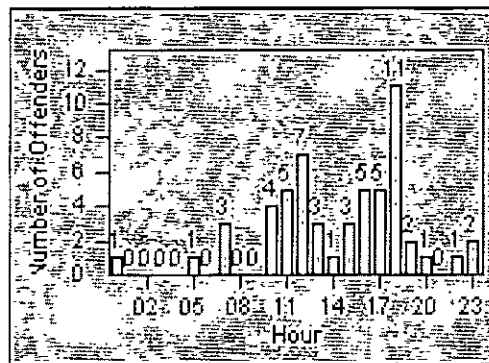
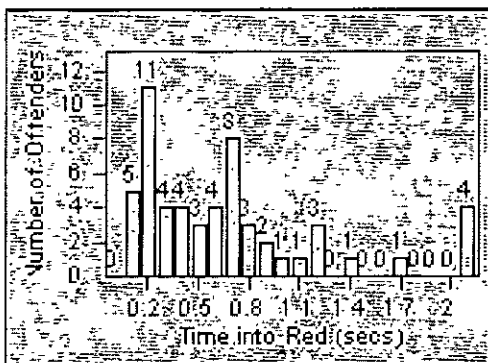
Redflex Redlight Offender Statistics

CONTRACT: Lynwood
 DATE FROM: 01-Mar-2012

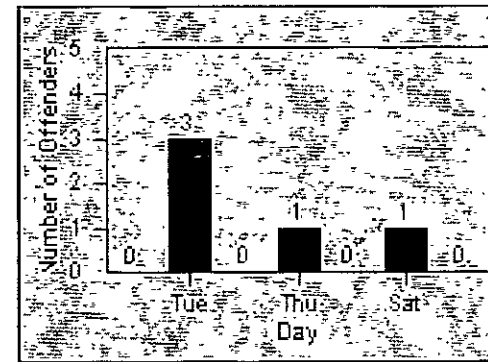
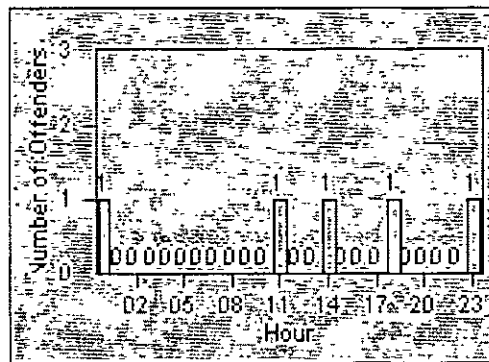
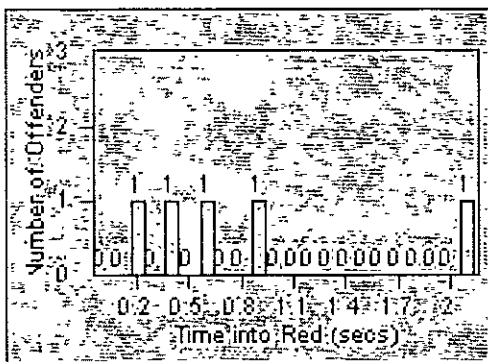
LOCATION: LYN-IMLB-01 Imperial Hwy and Long Beach Blvd
 DATE TO: 31-Mar-2012



LANE 1



LANE 2



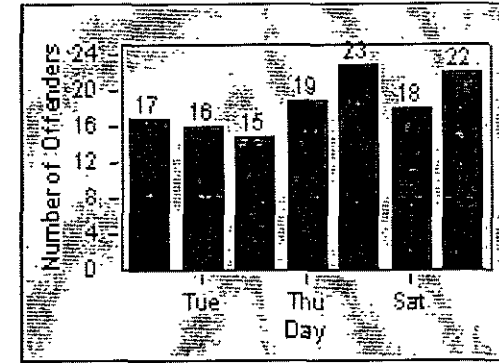
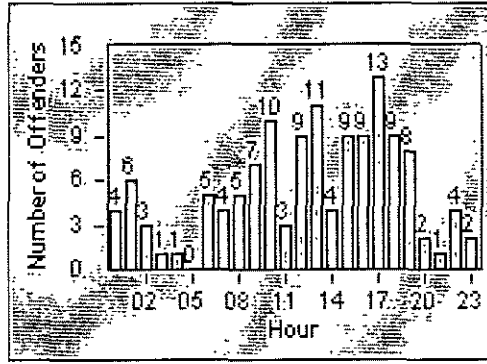
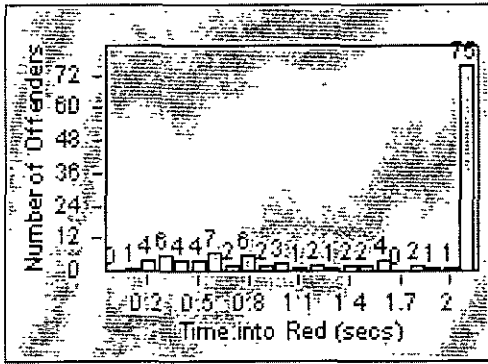
LANE 3

Redflex Redlight Offender Statistics

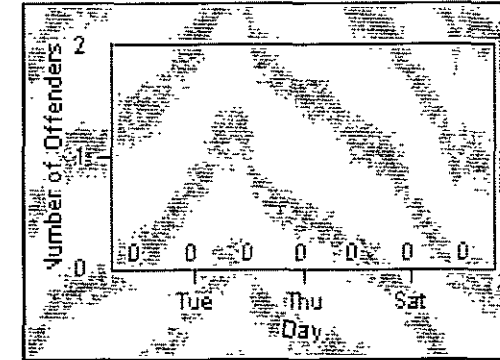
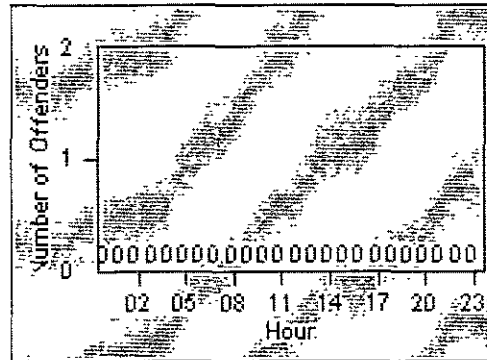
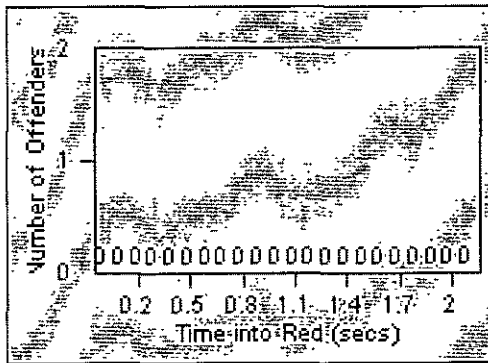


CONTRACT: Lynwood
 DATE FROM: 01-Mar-2012

LOCATION: LYN-IMLB-01 Imperial Hwy and Long Beach Blvd
 DATE TO: 31-Mar-2012



LANE 4



LANE TOTAL

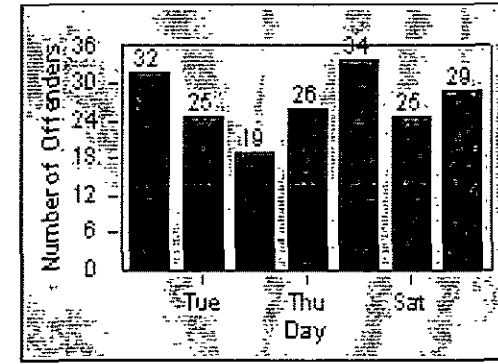
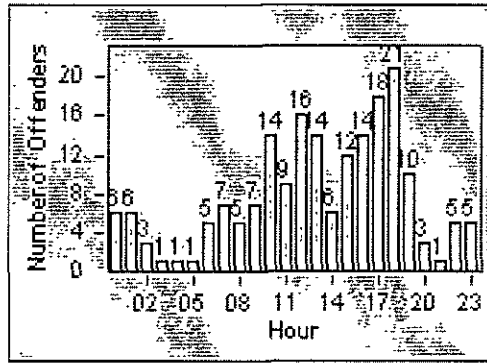
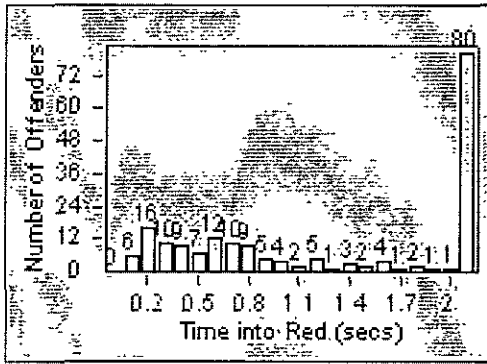
Redflex Redlight Offender Statistics

CONTRACT: Lynwood

LOCATION: LYN-IMLB-01 Imperial Hwy and Long Beach Blvd

DATE FROM: 01-Mar-2012

DATE TO: 31-Mar-2012





City of Lynwood
 11330 Bullis Road
 Lynwood, CA 90262
 Contact: Johonna Howard
 (310) 603-0220, Ext. 431



**C
i
t
y
o
f
L
y
n
w
o
o
d**

PRESS RELEASE

FOR IMMEDIATE RELEASE

City To Implement Red Light Photo Enforcement Program

The Lynwood City Council recently approved the implementation of a red light photo enforcement system as part of an increased public safety program. The program is designed to decrease the amount of accidents and improve traffic safety, due to the fact that most collisions occur when motorists run red lights.

Through the program, traffic signal cameras will be installed at seven intersections in the community. Atlantic Avenue and Imperial Highway is one location, and the others have yet to be determined. The use of the cameras will support the safety of traffic in the community through a complete community safety program in which no funding is required from the City.

The City of Lynwood's ratings for collisions according to the State Office of Traffic Safety are as follows:

- 3rd for hit and run collisions
- 9th for alcohol-involved collisions
- 19th for nighttime collisions
- 20th for total fatal and injury collisions among the 92 cities in California
- 1st for fatal and injured pedestrian victims involving children under the age of 15
- 2nd for total pedestrian collisions among the 92 cities in California with similar populations

-Endit-

12/18/03



Contact Information:

Deborah L. Jackson
Neighborhood Services Department
City of Lynwood
Office: (310) 603-0220 ext. 501
www.lynwood.ca.us

FOR IMMEDIATE RELEASE

**Lynwood Expands Its Red Light Photo Enforcement Program,
Provides 30-day Warning Period**

On Friday, July 18, 2008 the City of Lynwood will expand its current Red Light Photo Enforcement Program in an effort to continue to decrease the amount of accidents and improve traffic safety.

Imperial Highway at Long Beach Boulevard has been chosen as the second intersection in the City for placement of traffic signal cameras to cite vehicles that drive through red lights.

For the first 30 days cameras will be operating but no traffic violation will be issued, only written warnings via mail. But after 30 days, vehicles that drive through the red light at this intersection will be cited and receive notification of the violation also by mail.

The Lynwood City Council approved the implementation of a red light photo enforcement system in late 2003, as part of an increase public safety program for the community. For more information contact the Neighborhood Services Department at (310) 603-0220, ext. 501.

###