

CUSTOMER MANAGEMENT SUMMARY REPORT

REFLEX
TRAFFIC SYSTEMS

Customer Management Report (Sacramento) All Detection Types

01-Jan-2016 to 31-Dec-2016

	<u>PROCESSED INCIDENTS</u>	<u>REJECTED INCIDENTS</u>	<u>IN PROGRESS</u>	<u>AVAILABLE FOR PROSECUTION</u>	<u>REJECTED VIOLATIONS</u>	<u>APPROVED VIOLATIONS</u>	<u>TOTAL NOTICES PRINTED</u>	<u>ISSUANCE RATE</u>
SAC-CA99-01	3869	2223	0	1646	421	1225	1225	74%
SAC-HOFO-01	336	250	0	86	38	48	48	56%
SAC-ARCH-01	11139	9144	0	1995	688	1307	1307	66%
SAC-FOHO-01	692	479	0	213	114	99	99	46%
SAC-ELDJ-01A	14	0	0	14	8	6	6	43%
SAC-MACE-01	5338	4553	0	785	266	519	519	66%
SAC-MACY-01	3127	2008	0	1119	199	920	920	82%
SAC-JSAL-01	3793	2946	0	847	396	451	451	53%
SAC-FLEA-01	2484	1628	0	856	153	703	703	82%
SAC-ELDJ-01	1415	1035	0	380	115	265	265	70%
SAC-ECEV-01	6794	4811	0	1983	221	1762	1762	89%
SAC-HOHU-01	3351	2545	0	806	241	565	565	70%
SAC-AUGA-01	7	1	0	6	6	0	0	0%
SAC-MAVH-01	2121	1744	0	377	136	241	241	64%
SAC-FOWA-01	3884	2861	0	1023	336	687	687	67%
SAC-FLFR-01	5936	4453	0	1483	592	891	891	60%
SAC-BR21-01	3038	2259	0	779	176	603	603	77%
SAC-WAFO-01	6534	4508	0	2026	386	1640	1640	81%
SAC-FLLI-01	1754	1315	0	439	124	315	315	72%
SAC-47ML-01	2091	1538	0	553	131	422	422	76%
SAC-MADA-01	3193	2070	0	1123	263	860	860	77%
SAC-HOFL-01	5249	3929	0	1320	285	1035	1035	78%
SAC-ISFI-01	9963	7498	0	2465	490	1975	1975	80%
SAC-16WS-01	3611	2383	0	1228	364	864	864	70%
SAC-MASU-01	2314	1420	0	894	466	428	428	48%
SAC-ARWA-01	3226	2415	0	811	296	515	515	64%

Generated By: SHRABAK

Generated On: 7/18/2017 7:47:16 AM

	<u>PROCESSED INCIDENTS</u>	<u>REJECTED INCIDENTS</u>	<u>IN PROGRESS</u>	<u>AVAILABLE FOR PROSECUTION</u>	<u>REJECTED VIOLATIONS</u>	<u>APPROVED VIOLATIONS</u>	<u>TOTAL NOTICES PRINTED</u>	<u>ISSUANCE RATE</u>
SAC-ECEA-01	1654	1351	0	303	113	190	190	63%
TOTAL	96927	71367	0	25560	7024	18536	18536	73%

Generated By: SHRABAK
Generated On: 7/18/2017 7:47:16 AM



CUSTOMER MANAGEMENT SUMMARY REPORT

REDFLEX
TRAFFIC SYSTEMS


Customer Management Report (Sacramento) All Detection Types

01-Jul-2017 to 31-Jul-2017

	<u>PROCESSED INCIDENTS</u>	<u>REJECTED INCIDENTS</u>	<u>IN PROGRESS</u>	<u>AVAILABLE FOR PROSECUTION</u>	<u>REJECTED VIOLATIONS</u>	<u>APPROVED VIOLATIONS</u>	<u>TOTAL NOTICES PRINTED</u>	<u>ISSUANCE RATE</u>
SAC-CA99-01	278	151	0	127	43	84	84	66%
SAC-HOFO-01	217	140	0	77	53	24	24	31%
SAC-ARCH-01	1083	847	0	236	122	114	114	48%
SAC-FOHO-01	425	243	0	182	139	43	43	24%
SAC-ELDJ-01A	0	0	0	0	0	0	0	100%
SAC-MACE-01	503	442	0	61	23	38	38	62%
SAC-MACY-01	261	166	0	95	21	74	74	78%
SAC-JSAL-01	356	298	0	58	17	41	41	71%
SAC-FLEA-01	343	225	0	118	36	82	82	69%
SAC-ELDJ-01	123	79	0	44	11	33	33	75%
SAC-ECEV-01	743	554	0	189	30	159	159	84%
SAC-HOHU-01	372	282	0	90	34	56	56	62%
SAC-AUGA-01	0	0	0	0	0	0	0	100%
SAC-MAVH-01	278	198	0	80	37	43	43	54%
SAC-FOWA-01	293	220	0	73	27	46	46	63%
SAC-FLFR-01	658	512	0	146	69	77	77	53%
SAC-BR21-01	284	232	0	52	9	43	43	83%
SAC-WAFO-01	725	510	0	215	36	179	179	83%
SAC-FLLI-01	174	139	0	35	20	15	15	43%
SAC-47ML-01	116	90	0	26	7	19	19	73%
SAC-MADA-01	287	202	0	85	19	66	66	78%
SAC-HOFL-01	530	407	0	123	24	99	99	80%
SAC-ISFI-01	720	574	0	146	39	107	107	73%
SAC-16WS-01	194	136	0	58	12	46	46	79%
SAC-MASU-01	254	160	0	94	49	45	45	48%
SAC-ARWA-01	445	346	0	99	31	68	68	69%
SAC-ECEA-01	157	135	0	22	9	13	13	59%
TOTAL	9819	7288	0	2531	917	1614	1614	64%

Generated By: SHRABAK

Generated On: 8/21/2017 1:49:22 PM



CUSTOMER MANAGEMENT SUMMARY REPORT

REFLEX
TRAFFIC SYSTEMS

Customer Management Report (Sacramento) All Detection Types

01-Jun-2017 to 30-Jun-2017

	<u>PROCESSED INCIDENTS</u>	<u>REJECTED INCIDENTS</u>	<u>IN PROGRESS</u>	<u>AVAILABLE FOR PROSECUTION</u>	<u>REJECTED VIOLATIONS</u>	<u>APPROVED VIOLATIONS</u>	<u>TOTAL NOTICES PRINTED</u>	<u>ISSUANCE RATE</u>
SAC-CA99-01	258	135	0	123	42	81	81	66%
SAC-HOFO-01	196	123	0	73	54	19	19	26%
SAC-ARCH-01	1137	930	0	207	68	139	139	67%
SAC-FOHO-01	521	264	0	257	201	56	56	22%
SAC-ELDJ-01A	0	0	0	0	0	0	0	100%
SAC-MACE-01	536	470	0	66	39	27	27	41%
SAC-MACY-01	288	187	0	101	17	84	84	83%
SAC-JSAL-01	374	273	0	101	70	31	31	31%
SAC-FLEA-01	306	189	0	117	46	71	71	61%
SAC-ELDJ-01	118	86	0	32	20	12	12	38%
SAC-ECEV-01	664	498	0	166	21	145	145	87%
SAC-HOHU-01	320	236	0	84	29	55	55	65%
SAC-AUGA-01	0	0	0	0	0	0	0	100%
SAC-MAVH-01	447	302	0	145	78	67	67	46%
SAC-FOWA-01	387	284	0	103	46	57	57	55%
SAC-FLFR-01	595	468	0	127	48	79	79	62%
SAC-BR21-01	501	350	0	151	38	113	113	75%
SAC-WAFO-01	658	456	0	202	38	164	164	81%
SAC-FLLI-01	162	129	0	33	19	14	14	42%
SAC-47ML-01	155	112	0	43	22	21	21	49%
SAC-MADA-01	249	158	0	91	35	56	56	62%
SAC-HOFL-01	545	413	0	132	46	86	86	65%
SAC-ISFI-01	806	621	0	185	54	131	131	71%
SAC-16WS-01	184	123	0	61	16	45	45	74%
SAC-MASU-01	303	189	0	114	65	49	49	43%
SAC-ARWA-01	444	339	0	105	42	63	63	60%


Generated By: SHRABAK

Generated On: 7/17/2017 5:13:19 PM

	<u>PROCESSED INCIDENTS</u>	<u>REJECTED INCIDENTS</u>	<u>IN PROGRESS</u>	<u>AVAILABLE FOR PROSECUTION</u>	<u>REJECTED VIOLATIONS</u>	<u>APPROVED VIOLATIONS</u>	<u>TOTAL NOTICES PRINTED</u>	<u>ISSUANCE RATE</u>
SAC-ECEA-01	134	108	0	26	8	18	18	69%
TOTAL	10288	7443	0	2845	1162	1683	1683	59%

Generated By: SHRABAK

Generated On: 7/17/2017 5:13:19 PM



CUSTOMER MANAGEMENT SUMMARY REPORT

REDFLEX
TRAFFIC SYSTEMS

Customer Management Report (Sacramento) All Detection Types

01-May-2017 to 31-May-2017

	<u>PROCESSED INCIDENTS</u>	<u>REJECTED INCIDENTS</u>	<u>IN PROGRESS</u>	<u>AVAILABLE FOR PROSECUTION</u>	<u>REJECTED VIOLATIONS</u>	<u>APPROVED VIOLATIONS</u>	<u>TOTAL NOTICES PRINTED</u>	<u>ISSUANCE RATE</u>
SAC-CA99-01	233	141	0	92	25	67	67	73%
SAC-HOFO-01	203	119	0	84	55	29	29	35%
SAC-ARCH-01	1039	901	0	138	41	97	97	70%
SAC-FOHO-01	659	337	0	322	267	55	55	17%
SAC-ELDJ-01A	0	0	0	0	0	0	0	100%
SAC-MACE-01	515	465	0	50	16	34	34	68%
SAC-MACY-01	338	227	0	111	10	101	101	91%
SAC-JSAL-01	407	360	0	47	12	35	35	74%
SAC-FLEA-01	297	176	0	121	43	78	78	64%
SAC-ELDJ-01	90	65	0	25	15	10	10	40%
SAC-ECEV-01	672	527	0	145	16	129	129	89%
SAC-HOHU-01	309	224	0	85	12	73	73	86%
SAC-AUGA-01	0	0	0	0	0	0	0	100%
SAC-MAVH-01	137	62	0	75	71	4	4	5%
SAC-FOWA-01	250	196	0	54	16	38	38	70%
SAC-FLFR-01	601	480	0	121	46	75	75	62%
SAC-BR21-01	409	304	0	105	26	79	79	75%
SAC-WAFO-01	311	231	0	80	13	67	67	84%
SAC-FLLI-01	167	133	0	34	20	14	14	41%
SAC-47ML-01	234	183	0	51	6	45	45	88%
SAC-MADA-01	246	181	0	65	13	52	52	80%
SAC-HOFL-01	537	423	0	114	15	99	99	87%
SAC-ISFI-01	752	613	0	139	39	100	100	72%
SAC-16WS-01	101	71	0	30	11	19	19	63%
SAC-MASU-01	150	98	0	52	25	27	27	52%
SAC-ARWA-01	448	365	0	83	31	52	52	63%

Generated By: SHRABAK

Generated On: 7/17/2017 5:12:33 PM


	<u>PROCESSED INCIDENTS</u>	<u>REJECTED INCIDENTS</u>	<u>IN PROGRESS</u>	<u>AVAILABLE FOR PROSECUTION</u>	<u>REJECTED VIOLATIONS</u>	<u>APPROVED VIOLATIONS</u>	<u>TOTAL NOTICES PRINTED</u>	<u>ISSUANCE RATE</u>
SAC-ECEA-01	133	98	0	35	21	14	14	40%
TOTAL	9238	6980	0	2258	865	1393	1393	62%

Generated By: SHRABAK

Generated On: 7/17/2017 5:12:33 PM

2 of 2

© Redflex Traffic Systems, Inc.



CUSTOMER MANAGEMENT SUMMARY REPORT

REDFLEX
TRAFFIC SYSTEMS

Customer Management Report (Sacramento) All Detection Types

01-Apr-2017 to 30-Apr-2017

	<u>PROCESSED INCIDENTS</u>	<u>REJECTED INCIDENTS</u>	<u>IN PROGRESS</u>	<u>AVAILABLE FOR PROSECUTION</u>	<u>REJECTED VIOLATIONS</u>	<u>APPROVED VIOLATIONS</u>	<u>TOTAL NOTICES PRINTED</u>	<u>ISSUANCE RATE</u>
SAC-CA99-01	249	123	0	126	66	60	60	48%
SAC-HOFO-01	286	135	0	151	138	13	13	9%
SAC-ARCH-01	834	600	0	234	163	71	71	30%
SAC-FOHO-01	737	407	0	330	240	90	90	27%
SAC-ELDJ-01A	6	0	0	6	6	0	0	0%
SAC-MACE-01	462	347	0	115	77	38	38	33%
SAC-MACY-01	298	181	0	117	56	61	61	52%
SAC-JSAL-01	344	272	0	72	45	27	27	38%
SAC-FLEA-01	298	180	0	118	45	73	73	62%
SAC-ELDJ-01	110	74	0	36	24	12	12	33%
SAC-ECEV-01	598	389	0	209	87	122	122	58%
SAC-HOHU-01	320	202	0	118	68	50	50	42%
SAC-AUGA-01	0	0	0	0	0	0	0	100%
SAC-MAVH-01	0	0	0	0	0	0	0	100%
SAC-FOWA-01	234	130	0	104	71	33	33	32%
SAC-FLFR-01	545	376	0	169	115	54	54	32%
SAC-BR21-01	378	237	0	141	90	51	51	36%
SAC-WAFO-01	562	280	0	282	178	104	104	37%
SAC-FLLI-01	160	112	0	48	34	14	14	29%
SAC-47ML-01	239	147	0	92	52	40	40	43%
SAC-MADA-01	291	173	0	118	56	62	62	53%
SAC-HOFL-01	448	289	0	159	95	64	64	40%
SAC-ISFI-01	776	541	0	235	143	92	92	39%
SAC-16WS-01	96	40	0	56	33	23	23	41%
SAC-MASU-01	251	134	0	117	72	45	45	38%
SAC-ARWA-01	439	270	0	169	122	47	47	28%

Generated By: SHRABAK

Generated On: 7/17/2017 5:10:54 PM

	<u>PROCESSED INCIDENTS</u>	<u>REJECTED INCIDENTS</u>	<u>IN PROGRESS</u>	<u>AVAILABLE FOR PROSECUTION</u>	<u>REJECTED VIOLATIONS</u>	<u>APPROVED VIOLATIONS</u>	<u>TOTAL NOTICES PRINTED</u>	<u>ISSUANCE RATE</u>
SAC-ECEA-01	111	80	0	31	23	8	8	26%
TOTAL	9072	5719	0	3353	2099	1254	1254	37%

Generated By: SHRABAK

Generated On: 7/17/2017 5:10:54 PM

2 of 2

© Redflex Traffic Systems, Inc.



CUSTOMER MANAGEMENT SUMMARY REPORT

REDFLEX
TRAFFIC SYSTEMS

Customer Management Report (Sacramento) All Detection Types

01-Mar-2017 to 31-Mar-2017

	<u>PROCESSED INCIDENTS</u>	<u>REJECTED INCIDENTS</u>	<u>IN PROGRESS</u>	<u>AVAILABLE FOR PROSECUTION</u>	<u>REJECTED VIOLATIONS</u>	<u>APPROVED VIOLATIONS</u>	<u>TOTAL NOTICES PRINTED</u>	<u>ISSUANCE RATE</u>
SAC-CA99-01	321	191	0	130	27	103	103	79%
SAC-HOFO-01	0	0	0	0	0	0	0	100%
SAC-ARCH-01	1056	941	0	115	24	91	91	79%
SAC-FOHO-01	0	0	0	0	0	0	0	100%
SAC-ELDJ-01A	0	0	0	0	0	0	0	100%
SAC-MACE-01	521	473	0	48	5	43	43	90%
SAC-MACY-01	290	189	0	101	17	84	84	83%
SAC-JSAL-01	370	315	0	55	8	47	47	85%
SAC-FLEA-01	282	188	0	94	9	85	85	90%
SAC-ELDJ-01	115	92	0	23	3	20	20	87%
SAC-ECEV-01	554	405	0	149	8	141	141	95%
SAC-HOHU-01	327	255	0	72	18	54	54	75%
SAC-AUGA-01	0	0	0	0	0	0	0	100%
SAC-MAVH-01	0	0	0	0	0	0	0	100%
SAC-FOWA-01	333	256	0	77	21	56	56	73%
SAC-FLFR-01	522	430	0	92	29	63	63	68%
SAC-BR21-01	380	304	0	76	7	69	69	91%
SAC-WAFO-01	495	348	0	147	27	120	120	82%
SAC-FLLI-01	175	150	0	25	6	19	19	76%
SAC-47ML-01	254	203	0	51	8	43	43	84%
SAC-MADA-01	313	209	0	104	12	92	92	88%
SAC-HOFL-01	460	361	0	99	16	83	83	84%
SAC-ISFI-01	773	605	0	168	23	145	145	86%
SAC-16WS-01	146	96	0	50	8	42	42	84%
SAC-MASU-01	214	151	0	63	20	43	43	68%
SAC-ARWA-01	397	311	0	86	35	51	51	59%
SAC-ECEA-01	131	112	0	19	4	15	15	79%
TOTAL	8429	6585	0	1844	335	1509	1509	82%

Generated By: SHRABAK

Generated On: 7/17/2017 5:02:03 PM



CUSTOMER MANAGEMENT SUMMARY REPORT


REDFLEX
TRAFFIC SYSTEMS

Customer Management Report (Sacramento) All Detection Types

01-Feb-2017 to 28-Feb-2017

	<u>PROCESSED INCIDENTS</u>	<u>REJECTED INCIDENTS</u>	<u>IN PROGRESS</u>	<u>AVAILABLE FOR PROSECUTION</u>	<u>REJECTED VIOLATIONS</u>	<u>APPROVED VIOLATIONS</u>	<u>TOTAL NOTICES PRINTED</u>	<u>ISSUANCE RATE</u>
SAC-CA99-01	313	201	0	112	11	101	101	90%
SAC-HOFO-01	0	0	0	0	0	0	0	100%
SAC-ARCH-01	1039	912	0	127	23	104	104	82%
SAC-FOHO-01	0	0	0	0	0	0	0	100%
SAC-ELDJ-01A	0	0	0	0	0	0	0	100%
SAC-MACE-01	431	396	0	35	5	30	30	86%
SAC-MACY-01	172	104	0	68	52	16	16	24%
SAC-JSAL-01	356	309	0	47	14	33	33	70%
SAC-FLEA-01	171	121	0	50	1	49	49	98%
SAC-ELDJ-01	95	81	0	14	5	9	9	64%
SAC-ECEV-01	412	325	0	87	1	86	86	99%
SAC-HOHU-01	279	221	0	58	10	48	48	83%
SAC-AUGA-01	0	0	0	0	0	0	0	100%
SAC-MAVH-01	0	0	0	0	0	0	0	100%
SAC-FOWA-01	250	197	0	53	11	42	42	79%
SAC-FLFR-01	434	356	0	78	29	49	49	63%
SAC-BR21-01	262	207	0	55	7	48	48	87%
SAC-WAFO-01	451	337	0	114	14	100	100	88%
SAC-FLLI-01	123	99	0	24	8	16	16	67%
SAC-47ML-01	148	125	0	23	4	19	19	83%
SAC-MADA-01	280	186	0	94	19	75	75	80%
SAC-HOFL-01	372	303	0	69	20	49	49	71%
SAC-ISFI-01	506	413	0	93	13	80	80	86%
SAC-16WS-01	140	92	0	48	23	25	25	52%
SAC-MASU-01	147	97	0	50	11	39	39	78%
SAC-ARWA-01	289	235	0	54	19	35	35	65%
SAC-ECEA-01	114	106	0	8	1	7	7	88%
TOTAL	6784	5423	0	1361	301	1060	1060	78%

Generated By: SHRABAK
Generated On: 7/17/2017 5:01:37 PM



CUSTOMER MANAGEMENT SUMMARY REPORT

REDFLEX
TRAFFIC SYSTEMS


Customer Management Report (Sacramento) All Detection Types

01-Jan-2017 to 31-Jan-2017

	<u>PROCESSED INCIDENTS</u>	<u>REJECTED INCIDENTS</u>	<u>IN PROGRESS</u>	<u>AVAILABLE FOR PROSECUTION</u>	<u>REJECTED VIOLATIONS</u>	<u>APPROVED VIOLATIONS</u>	<u>TOTAL NOTICES PRINTED</u>	<u>ISSUANCE RATE</u>
SAC-CA99-01	323	187	0	136	51	85	85	62%
SAC-HOFO-01	0	0	0	0	0	0	0	100%
SAC-ARCH-01	1395	1211	0	184	84	100	100	54%
SAC-FOHO-01	0	0	0	0	0	0	0	100%
SAC-ELDJ-01A	0	0	0	0	0	0	0	100%
SAC-MACE-01	490	457	0	33	4	29	29	88%
SAC-MACY-01	238	179	0	59	2	57	57	97%
SAC-JSAL-01	396	356	0	40	9	31	31	78%
SAC-FLEA-01	315	214	0	101	8	93	93	92%
SAC-ELDJ-01	85	61	0	24	9	15	15	62%
SAC-ECEV-01	494	356	0	138	13	125	125	91%
SAC-HOHU-01	232	187	0	45	15	30	30	67%
SAC-AUGA-01	0	0	0	0	0	0	0	100%
SAC-MAVH-01	0	0	0	0	0	0	0	100%
SAC-FOWA-01	216	174	0	42	18	24	24	57%
SAC-FLFR-01	490	390	0	100	35	65	65	65%
SAC-BR21-01	237	185	0	52	8	44	44	85%
SAC-WAFO-01	476	353	0	123	26	97	97	79%
SAC-FLLI-01	139	99	0	40	13	27	27	68%
SAC-47ML-01	155	118	0	37	10	27	27	73%
SAC-MADA-01	276	175	0	101	27	74	74	73%
SAC-HOFL-01	340	269	0	71	20	51	51	72%
SAC-ISFI-01	650	509	0	141	32	109	109	77%
SAC-16WS-01	260	167	0	93	53	40	40	43%
SAC-MASU-01	176	119	0	57	25	32	32	56%
SAC-ARWA-01	322	241	0	81	50	31	31	38%
SAC-ECEA-01	85	72	0	13	5	8	8	62%
TOTAL	7790	6079	0	1711	517	1194	1194	70%

Generated By: SHRABAK

Generated On: 7/17/2017 5:01:10 PM



CUSTOMER MANAGEMENT SUMMARY REPORT

REDFLEX
TRAFFIC SYSTEMS

Customer Management Report (Sacramento) All Detection Types

01-Dec-2016 to 31-Dec-2016

	<u>PROCESSED INCIDENTS</u>	<u>REJECTED INCIDENTS</u>	<u>IN PROGRESS</u>	<u>AVAILABLE FOR PROSECUTION</u>	<u>REJECTED VIOLATIONS</u>	<u>APPROVED VIOLATIONS</u>	<u>TOTAL NOTICES PRINTED</u>	<u>ISSUANCE RATE</u>
SAC-CA99-01	315	153	0	162	31	131	131	81%
SAC-HOFO-01	0	0	0	0	0	0	0	100%
SAC-ARCH-01	1233	870	0	363	125	238	238	66%
SAC-FOHO-01	0	0	0	0	0	0	0	100%
SAC-ELDJ-01A	8	0	0	8	8	0	0	0%
SAC-MACE-01	513	416	0	97	14	83	83	86%
SAC-MACY-01	265	163	0	102	11	91	91	89%
SAC-JSAL-01	355	263	0	92	21	71	71	77%
SAC-FLEA-01	220	130	0	90	11	79	79	88%
SAC-ELDJ-01	111	63	0	48	17	31	31	65%
SAC-ECEV-01	517	339	0	178	22	156	156	88%
SAC-HOHU-01	294	205	0	89	31	58	58	65%
SAC-AUGA-01	0	0	0	0	0	0	0	100%
SAC-MAVH-01	0	0	0	0	0	0	0	100%
SAC-FOWA-01	274	170	0	104	32	72	72	69%
SAC-FLFR-01	496	338	0	158	41	117	117	74%
SAC-BR21-01	232	148	0	84	21	63	63	75%
SAC-WAFO-01	523	342	0	181	40	141	141	78%
SAC-FLLI-01	130	86	0	44	14	30	30	68%
SAC-47ML-01	218	144	0	74	16	58	58	78%
SAC-MADA-01	286	171	0	115	16	99	99	86%
SAC-HOFL-01	364	240	0	124	17	107	107	86%
SAC-ISFI-01	797	506	0	291	60	231	231	79%
SAC-16WS-01	210	111	0	99	33	66	66	67%
SAC-MASU-01	208	117	0	91	23	68	68	75%
SAC-ARWA-01	413	251	0	162	83	79	79	49%
SAC-ECEA-01	120	87	0	33	10	23	23	70%
TOTAL	8102	5313	0	2789	697	2092	2092	75%

Generated By: SHRABAK
Generated On: 7/17/2017 4:59:18 PM



CUSTOMER MANAGEMENT SUMMARY REPORT

REDFLEX
TRAFFIC SYSTEMS

Customer Management Report (Sacramento) All Detection Types

01-Nov-2016 to 30-Nov-2016

	<u>PROCESSED INCIDENTS</u>	<u>REJECTED INCIDENTS</u>	<u>IN PROGRESS</u>	<u>AVAILABLE FOR PROSECUTION</u>	<u>REJECTED VIOLATIONS</u>	<u>APPROVED VIOLATIONS</u>	<u>TOTAL NOTICES PRINTED</u>	<u>ISSUANCE RATE</u>
SAC-CA99-01	301	169	0	132	27	105	105	80%
SAC-HOFO-01	0	0	0	0	0	0	0	100%
SAC-ARCH-01	917	717	0	200	44	156	156	78%
SAC-FOHO-01	0	0	0	0	0	0	0	100%
SAC-ELDJ-01A	6	0	0	6	0	6	6	100%
SAC-MACE-01	474	378	0	96	11	85	85	89%
SAC-MACY-01	249	157	0	92	2	90	90	98%
SAC-JSAL-01	356	226	0	130	63	67	67	52%
SAC-FLEA-01	241	148	0	93	3	90	90	97%
SAC-ELDJ-01	128	65	0	63	16	47	47	75%
SAC-ECEV-01	550	383	0	167	9	158	158	95%
SAC-HOHU-01	267	195	0	72	6	66	66	92%
SAC-AUGA-01	0	0	0	0	0	0	0	100%
SAC-MAVH-01	0	0	0	0	0	0	0	100%
SAC-FOWA-01	344	253	0	91	28	63	63	69%
SAC-FLFR-01	509	318	0	191	86	105	105	55%
SAC-BR21-01	324	244	0	80	18	62	62	78%
SAC-WAFO-01	525	371	0	154	19	135	135	88%
SAC-FLLI-01	126	77	0	49	8	41	41	84%
SAC-47ML-01	183	126	0	57	13	44	44	77%
SAC-MADA-01	223	141	0	82	8	74	74	90%
SAC-HOFL-01	410	298	0	112	6	106	106	95%
SAC-ISFI-01	893	621	0	272	29	243	243	89%
SAC-16WS-01	234	159	0	75	25	50	50	67%
SAC-MASU-01	193	124	0	69	27	42	42	61%
SAC-ARWA-01	422	314	0	108	40	68	68	63%

Generated By: SHRABAK

Generated On: 7/17/2017 5:15:10 PM

	<u>PROCESSED INCIDENTS</u>	<u>REJECTED INCIDENTS</u>	<u>IN PROGRESS</u>	<u>AVAILABLE FOR PROSECUTION</u>	<u>REJECTED VIOLATIONS</u>	<u>APPROVED VIOLATIONS</u>	<u>TOTAL NOTICES PRINTED</u>	<u>ISSUANCE RATE</u>
SAC-ECEA-01	135	109	0	26	2	24	24	92%
TOTAL	8010	5593	0	2417	490	1927	1927	80%

Generated By: SHRABAK

Generated On: 7/17/2017 5:15:10 PM

2 of 2

© Redflex Traffic Systems, Inc.



CUSTOMER MANAGEMENT SUMMARY REPORT

REDFLEX
TRAFFIC SYSTEMS

Customer Management Report (Sacramento) All Detection Types

01-Oct-2016 to 31-Oct-2016

	<u>PROCESSED INCIDENTS</u>	<u>REJECTED INCIDENTS</u>	<u>IN PROGRESS</u>	<u>AVAILABLE FOR PROSECUTION</u>	<u>REJECTED VIOLATIONS</u>	<u>APPROVED VIOLATIONS</u>	<u>TOTAL NOTICES PRINTED</u>	<u>ISSUANCE RATE</u>
SAC-CA99-01	417	254	0	163	32	131	131	80%
SAC-HOFO-01	0	0	0	0	0	0	0	100%
SAC-ARCH-01	1274	1109	0	165	54	111	111	67%
SAC-FOHO-01	0	0	0	0	0	0	0	100%
SAC-ELDJ-01A	0	0	0	0	0	0	0	100%
SAC-MACE-01	495	427	0	68	10	58	58	85%
SAC-MACY-01	306	192	0	114	27	87	87	76%
SAC-JSAL-01	191	145	0	46	23	23	23	50%
SAC-FLEA-01	194	140	0	54	0	54	54	100%
SAC-ELDJ-01	113	82	0	31	8	23	23	74%
SAC-ECEV-01	564	420	0	144	6	138	138	96%
SAC-HOHU-01	284	229	0	55	9	46	46	84%
SAC-AUGA-01	0	0	0	0	0	0	0	100%
SAC-MAVH-01	0	0	0	0	0	0	0	100%
SAC-FOWA-01	393	283	0	110	30	80	80	73%
SAC-FLFR-01	522	414	0	108	37	71	71	66%
SAC-BR21-01	255	200	0	55	15	40	40	73%
SAC-WAFO-01	611	448	0	163	15	148	148	91%
SAC-FLLI-01	125	97	0	28	8	20	20	71%
SAC-47ML-01	220	176	0	44	11	33	33	75%
SAC-MADA-01	317	218	0	99	16	83	83	84%
SAC-HOFL-01	494	386	0	108	27	81	81	75%
SAC-ISFI-01	1005	791	0	214	22	192	192	90%
SAC-16WS-01	598	409	0	189	107	82	82	43%
SAC-MASU-01	198	142	0	56	13	43	43	77%
SAC-ARWA-01	316	246	0	70	23	47	47	67%
SAC-ECEA-01	140	119	0	21	2	19	19	90%
TOTAL	9032	6927	0	2105	495	1610	1610	76%

Generated By: SHRABAK

Generated On: 7/17/2017 4:42:05 PM