

Automated Photo Enforcement Annual Report 2017

Automated Photo Enforcement Program
Sustainable Streets Division
San Francisco Municipal Transportation Agency

January 31, 2019



In accordance with California Vehicle Code section 21455.5(i), the San Francisco Municipal Transportation Agency, in cooperation with the agency's automated photo enforcement vendor, Conduent State & Local Solutions, is submitting this Automated Photo Enforcement Program Annual Report for 2017. This Annual Report contains the following information:

- 1. The number of alleged violations captured by the automated photo enforcement system:** The system captured 17,037 alleged violations in 2017, as shown in the chart on page 3.
- 2. The number of citations issued by a law enforcement agency based on information collected from the automated traffic enforcement system:** In 2017, law enforcement issued 2,727 citations based on information collected from the system, as shown in the chart on page 3.
- 3. For citations identified in item #2, the number of violations that involved traveling straight through the intersection, turning right, and turning left:** The SFMTA's automated photo enforcement vendor does not track whether a violation involved traveling straight through the intersection, turning right, or turning left. In San Francisco, however, there are policies in place (such as minimum violation speed) to prevent the system from citing legal right turns and "rolling" right turns on a red light.
- 4. The number and percentage of citations dismissed by the court:** The Traffic Division of the Superior Court of San Francisco was unable to provide this information due to a new case management system installed at the end of 2015, which is unable to produce a report that isolates automated photo enforcement citation dismissals. The SFMTA will submit a revised annual report if this data becomes available from the Traffic Division.
- 5. The number of traffic collisions at each intersection that occurred prior to, and after the installation of, the automated traffic enforcement system:** Beginning on page 4 are graphs showing the number of injury California Vehicle Code 21453(a) collisions before and after the SFMTA installed red light cameras at each intersection enforced under the automated photo enforcement system. California Vehicle Code 21453A is the state code that defines red light violation. The graphs reflect the number of crashes that were coded as having a primary collision factor of violation of CVC 21453A.

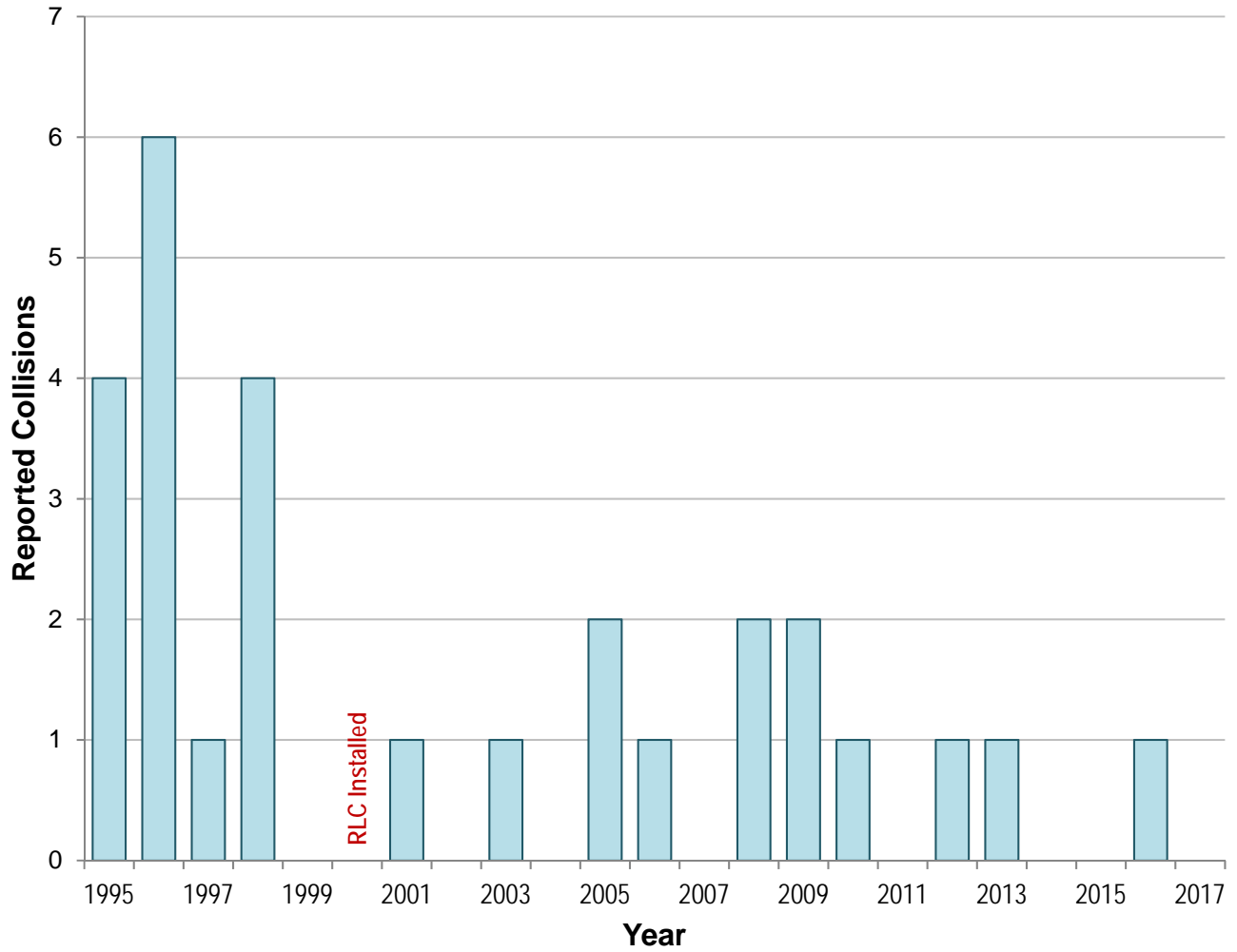


| 2017 | Alleged Violations Captured | Number of Citations Issued | Number of Citations Dismissed by the Court |
|---------------------|------------------------------------|-----------------------------------|---|
| January | 520 | 139 | data not available |
| February | 1,602 | 158 | data not available |
| March | 1,114 | 250 | data not available |
| April | 925 | 263 | data not available |
| May | 1,543 | 382 | data not available |
| June | 1,491 | 405 | data not available |
| July | 1,517 | 220 | data not available |
| August | 1,817 | 316 | data not available |
| September | 1,424 | 198 | data not available |
| October | 1,876 | 31 | data not available |
| November | 1,785 | 74 | data not available |
| December | 1,423 | 291 | data not available |
| 2017 Totals: | 17,037 | 2,727 | data not available |



1st and Folsom Streets

1st and Folsom Streets Injury CVC 21453A Collisions (1995-2017)



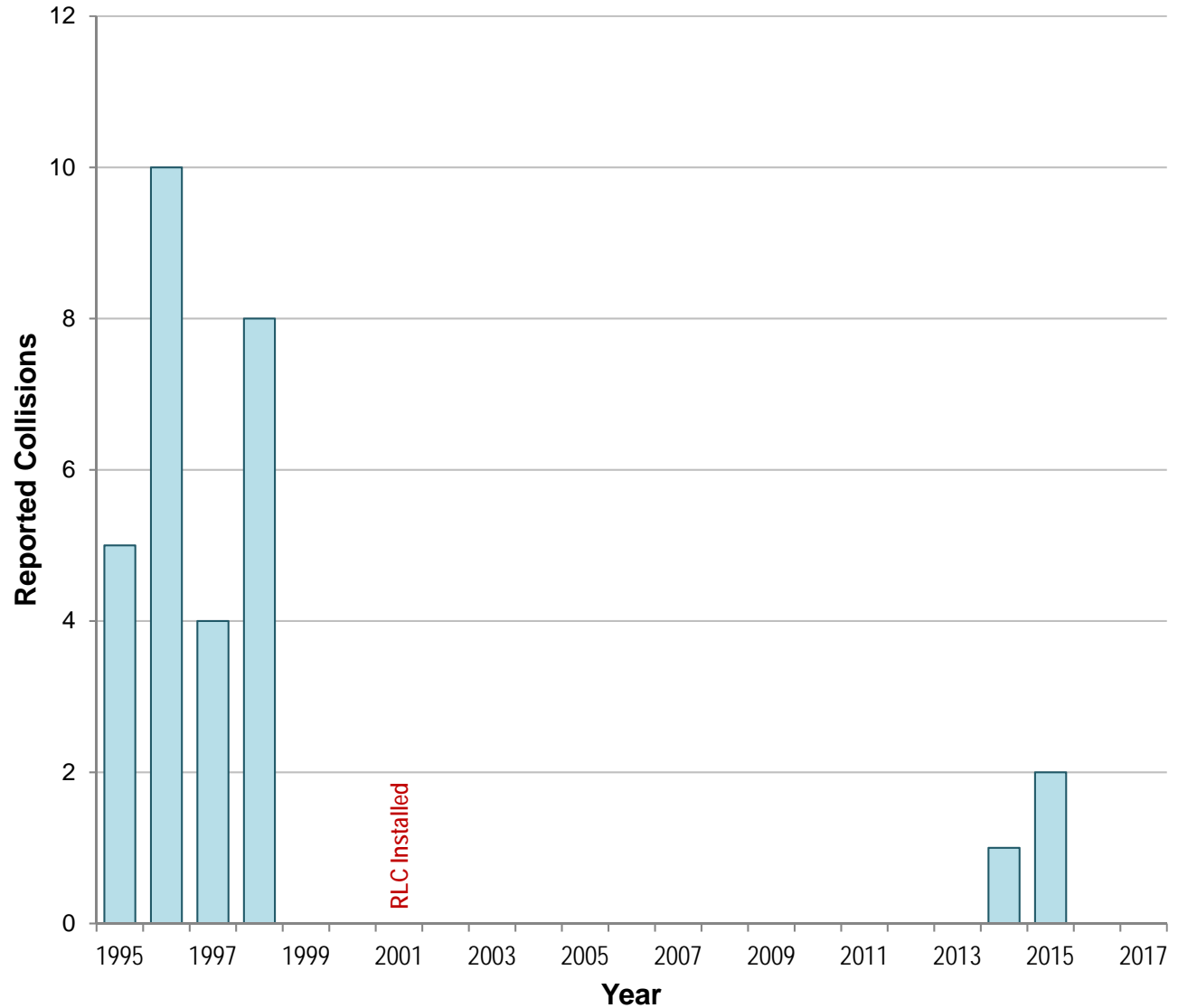
1st and Folsom Streets Injury CVC 21453A Collisions (1995-2017)

| Year | 1995 | 1996 | 1997 | 1998 | 1999 | 2000 | 2001 | 2002 | 2003 | 2004 | 2005 | 2006 | 2007 | 2008 | 2009 | 2010 | 2011 | 2012 | 2013 | 2014 | 2015 | 2016 | 2017 |
|-------|------|------|------|------|------|------|------|------|------|------|------|------|------|------|------|------|------|------|------|------|------|------|------|
| Total | 4 | 6 | 1 | 4 | 0 | 0 | 1 | 0 | 1 | 0 | 2 | 1 | 0 | 2 | 2 | 1 | 0 | 1 | 1 | 0 | 0 | 1 | 0 |



3rd and Harrison Streets

3rd and Harrison Streets Injury CVC 21453A Collisions (1995-2017)



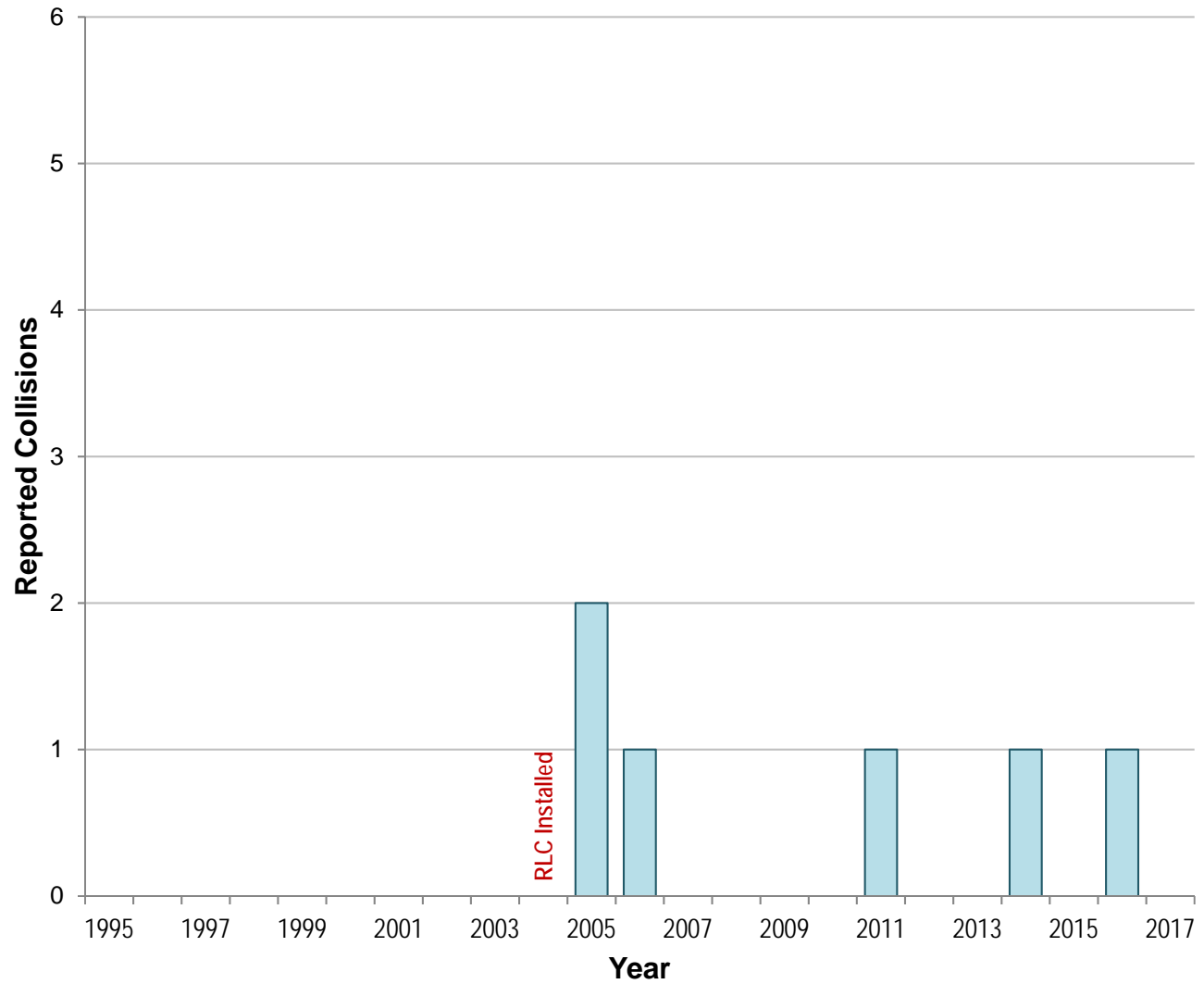
3rd and Harrison Streets Injury CVC 21453A Collisions (1995-2017)

| Year | 1995 | 1996 | 1997 | 1998 | 1999 | 2000 | 2001 | 2002 | 2003 | 2004 | 2005 | 2006 | 2007 | 2008 | 2009 | 2010 | 2011 | 2012 | 2013 | 2014 | 2015 | 2016 | 2017 |
|-------|------|------|------|------|------|------|------|------|------|------|------|------|------|------|------|------|------|------|------|------|------|------|------|
| Total | 5 | 10 | 4 | 8 | 0 | 0 | 0 | 0 | 0 | 0 | 0 | 0 | 0 | 0 | 0 | 0 | 0 | 0 | 0 | 1 | 2 | 0 | 0 |



4th and Howard Streets

4th and Howard Streets Injury CVC 21453A Collisions (1995-2017)



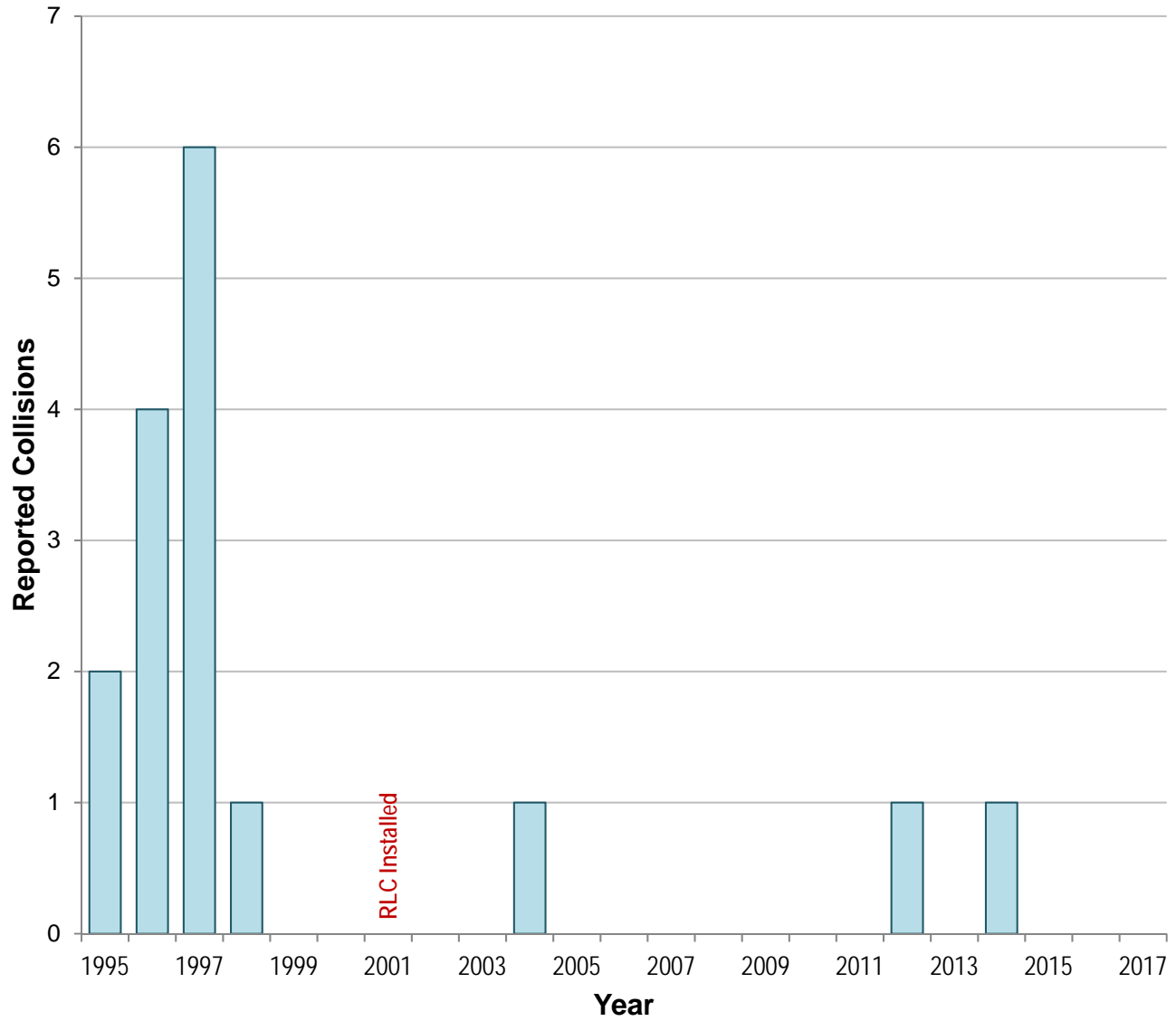
4th and Howard Streets Injury CVC 21453A Collisions (1995-2017)

| Year | 1995 | 1996 | 1997 | 1998 | 1999 | 2000 | 2001 | 2002 | 2003 | 2004 | 2005 | 2006 | 2007 | 2008 | 2009 | 2010 | 2011 | 2012 | 2013 | 2014 | 2015 | 2016 | 2017 |
|-------|------|------|------|------|------|------|------|------|------|------|------|------|------|------|------|------|------|------|------|------|------|------|------|
| Total | 0 | 0 | 0 | 0 | 0 | 0 | 0 | 0 | 0 | 0 | 2 | 1 | 0 | 0 | 0 | 0 | 1 | 0 | 0 | 1 | 0 | 1 | 0 |



5th and Harrison Streets

5th and Harrison Streets Injury CVC 21453A Collisions (1995-2017)



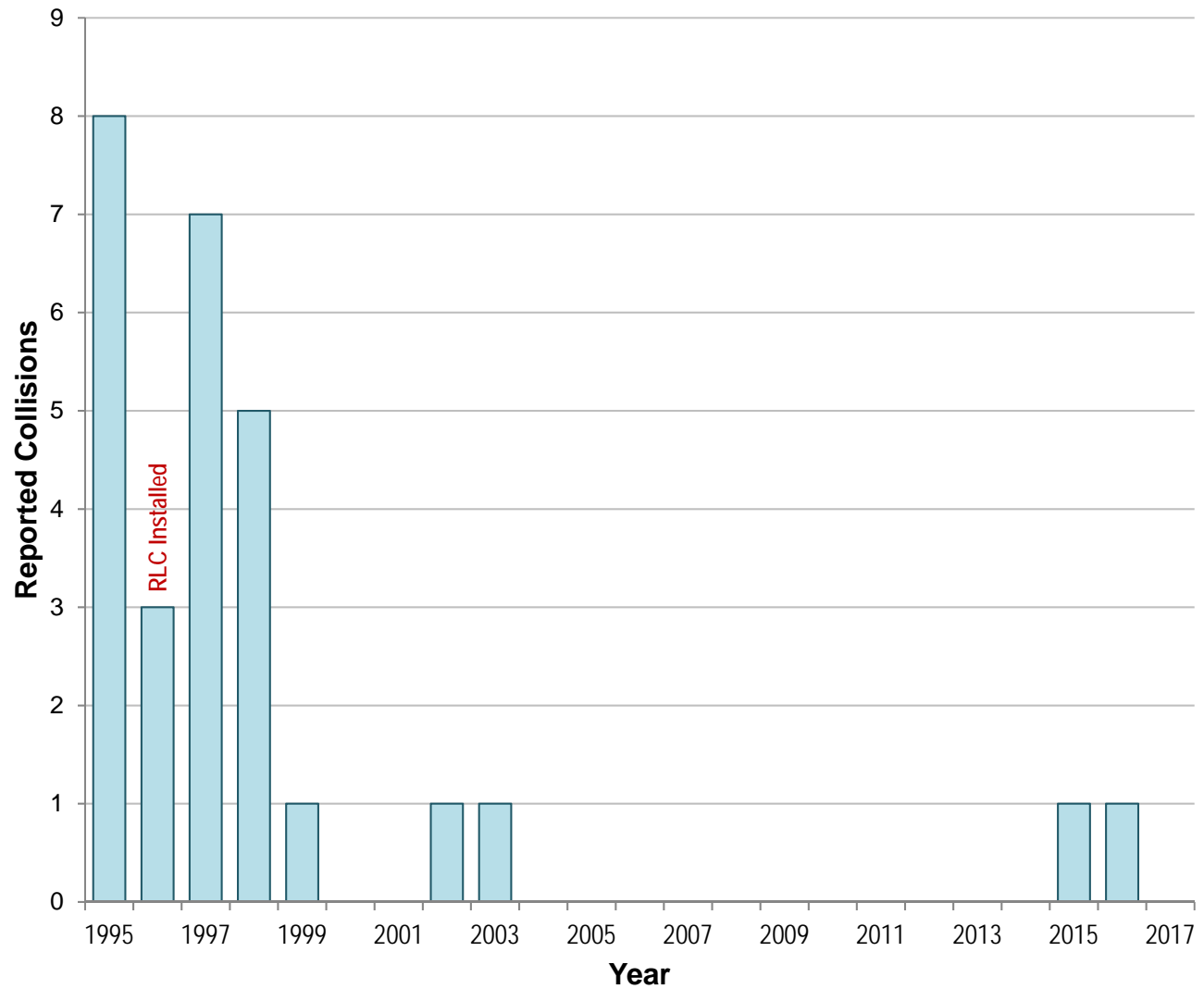
5th and Harrison Streets Injury CVC 21453A Collisions (1995-2017)

| Year | 1995 | 1996 | 1997 | 1998 | 1999 | 2000 | 2001 | 2002 | 2003 | 2004 | 2005 | 2006 | 2007 | 2008 | 2009 | 2010 | 2011 | 2012 | 2013 | 2014 | 2015 | 2016 | 2017 |
|-------|------|------|------|------|------|------|------|------|------|------|------|------|------|------|------|------|------|------|------|------|------|------|------|
| Total | 2 | 4 | 6 | 1 | 0 | 0 | 0 | 0 | 0 | 1 | 0 | 0 | 0 | 0 | 0 | 0 | 0 | 1 | 0 | 1 | 0 | 0 | 0 |



5th and Howard Streets

5th and Howard Streets Injury CVC 21453A Collisions (1995-2017)

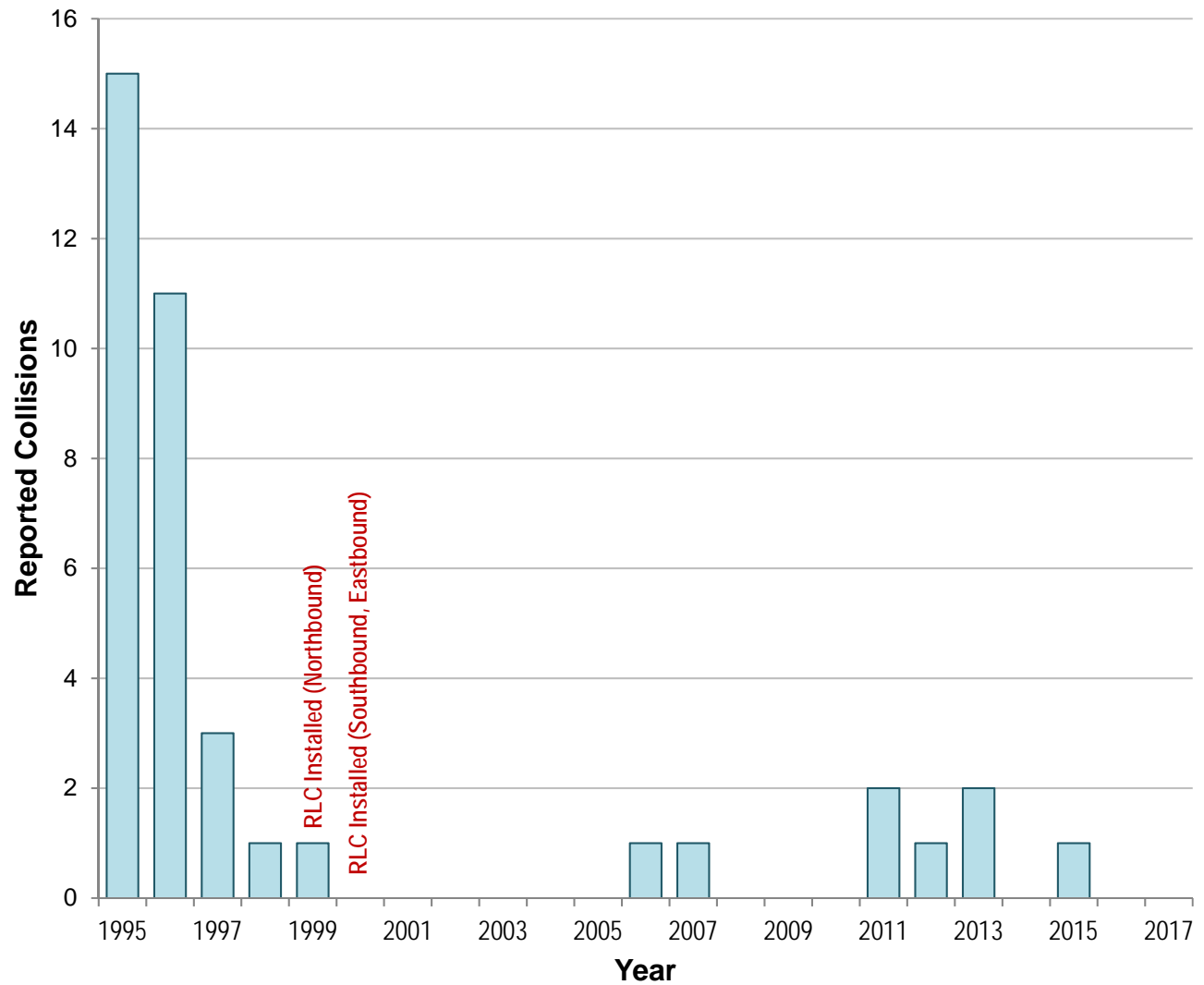


5th and Howard Streets Injury CVC 21453A Collisions (1995-2017)

| Year | 1995 | 1996 | 1997 | 1998 | 1999 | 2000 | 2001 | 2002 | 2003 | 2004 | 2005 | 2006 | 2007 | 2008 | 2009 | 2010 | 2011 | 2012 | 2013 | 2014 | 2015 | 2016 | 2017 |
|-------|------|------|------|------|------|------|------|------|------|------|------|------|------|------|------|------|------|------|------|------|------|------|------|
| Total | 8 | 3 | 7 | 5 | 1 | 0 | 0 | 1 | 1 | 0 | 0 | 0 | 0 | 0 | 0 | 0 | 0 | 0 | 0 | 0 | 1 | 1 | 0 |

6th and Bryant Streets

6th and Bryant Streets
Injury CVC 21453A Collisions (1995-2017)



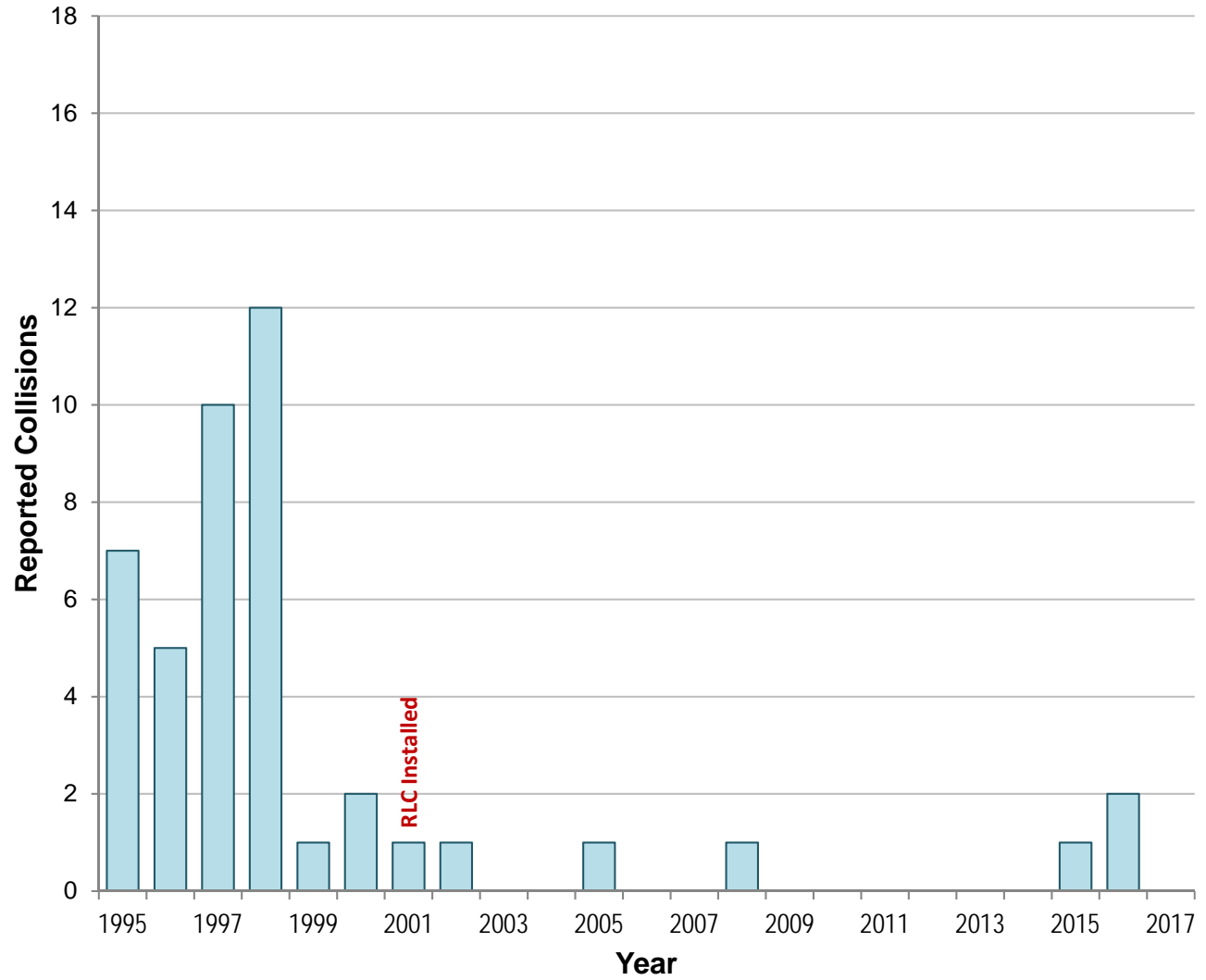
6th and Bryant Streets
Injury CVC 21453A Collisions (1995-2017)

| Year | 1995 | 1996 | 1997 | 1998 | 1999 | 2000 | 2001 | 2002 | 2003 | 2004 | 2005 | 2006 | 2007 | 2008 | 2009 | 2010 | 2011 | 2012 | 2013 | 2014 | 2015 | 2016 | 2017 |
|-------|------|------|------|------|------|------|------|------|------|------|------|------|------|------|------|------|------|------|------|------|------|------|------|
| Total | 15 | 11 | 3 | 1 | 1 | 0 | 0 | 0 | 0 | 0 | 0 | 1 | 1 | 0 | 0 | 0 | 2 | 1 | 2 | 0 | 1 | 0 | 0 |



8th and Harrison Streets

8th and Harrison Streets Injury CVC 21453A Collisions (1995-2017)



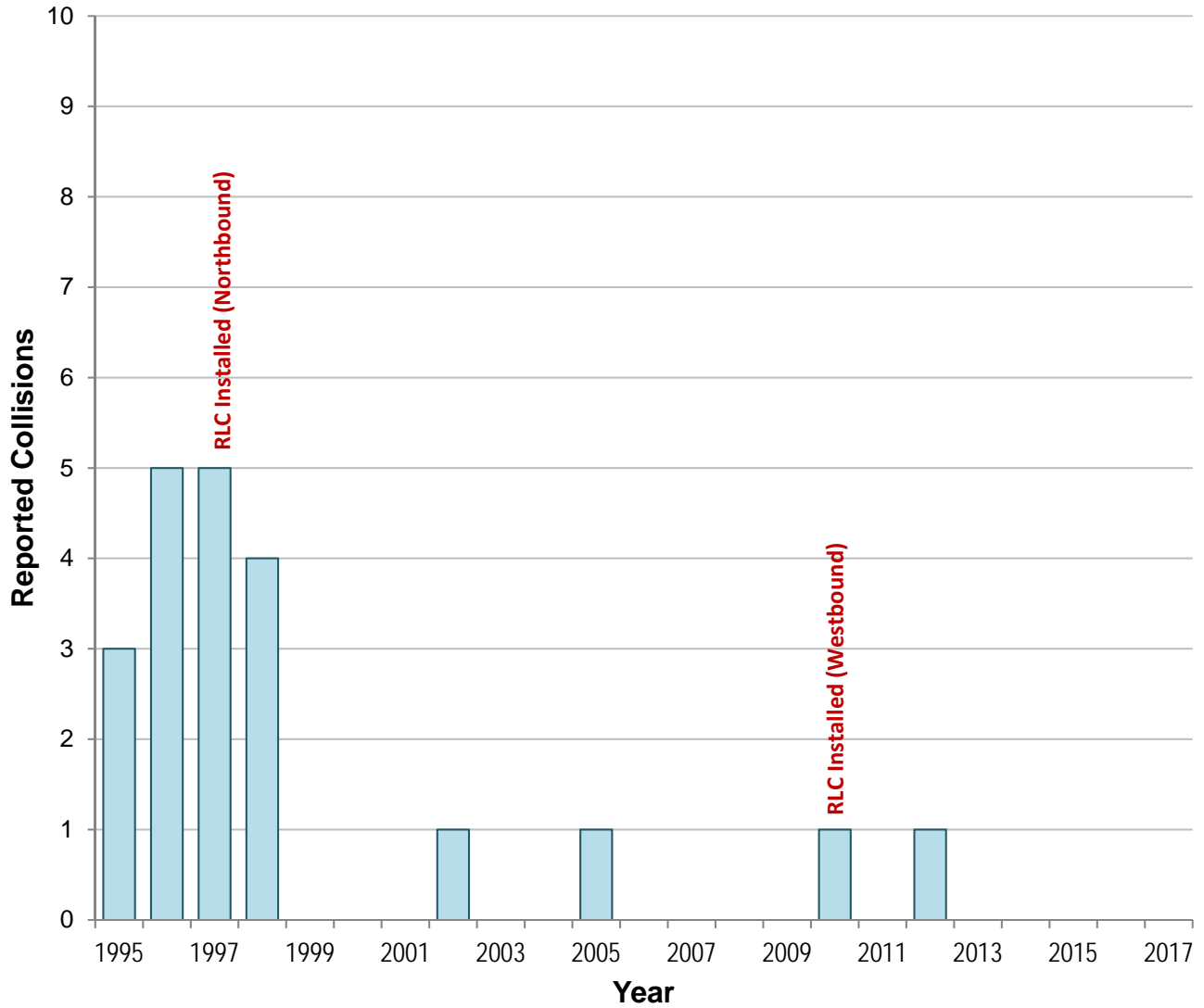
8th and Harrison Streets Injury CVC 21453A Collisions (1995-2017)

| Year | 1995 | 1996 | 1997 | 1998 | 1999 | 2000 | 2001 | 2002 | 2003 | 2004 | 2005 | 2006 | 2007 | 2008 | 2009 | 2010 | 2011 | 2012 | 2013 | 2014 | 2015 | 2016 | 2017 |
|-------|------|------|------|------|------|------|------|------|------|------|------|------|------|------|------|------|------|------|------|------|------|------|------|
| Total | 7 | 5 | 10 | 12 | 1 | 2 | 1 | 1 | 0 | 0 | 1 | 0 | 0 | 1 | 0 | 0 | 0 | 0 | 0 | 0 | 1 | 2 | 0 |



9th and Howard Streets

9th and Howard Streets Injury CVC 21453A Collisions (1995-2017)

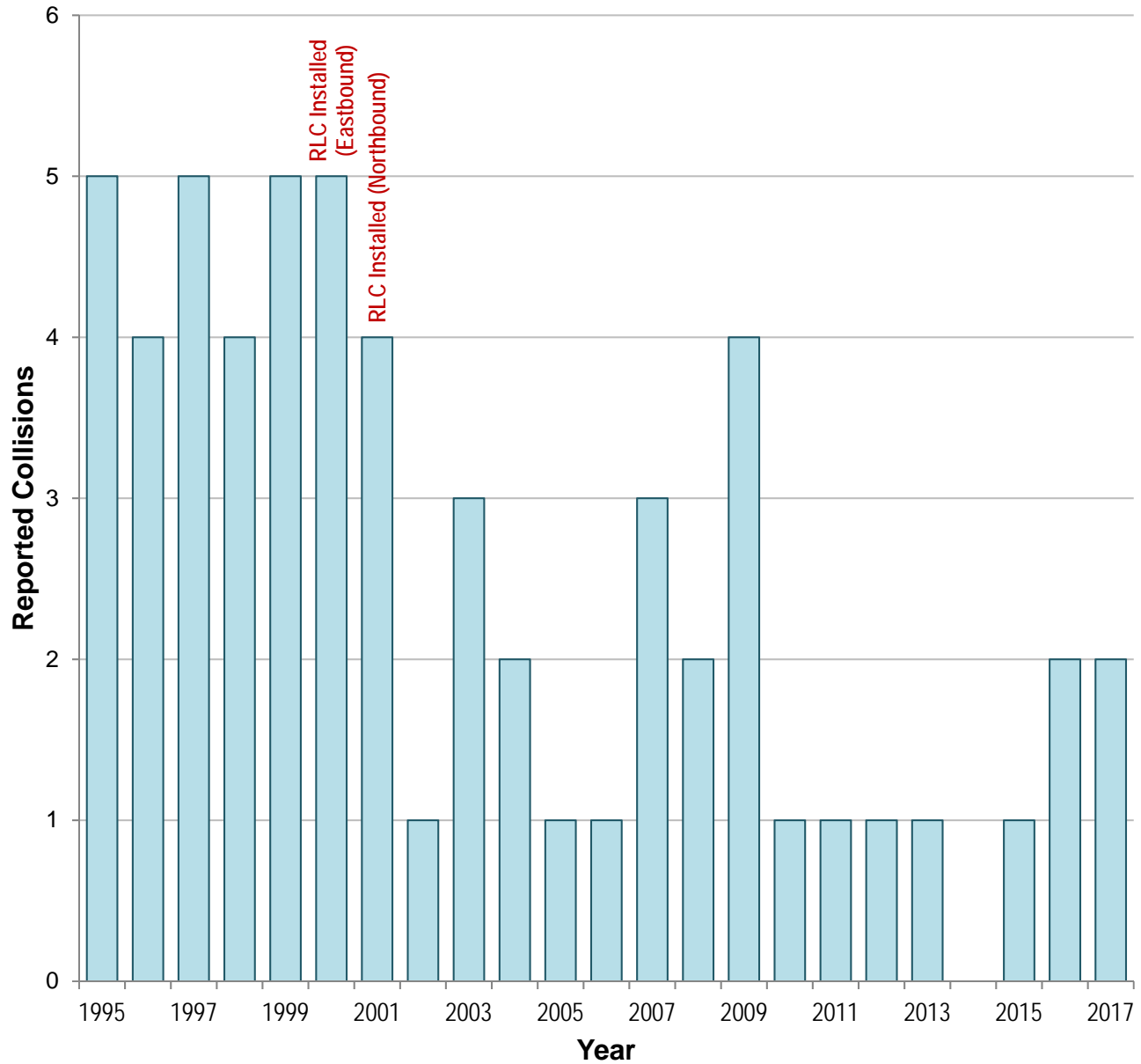


9th and Howard Streets Injury CVC 21453A Collisions (1995-2017)

| Year | 1995 | 1996 | 1997 | 1998 | 1999 | 2000 | 2001 | 2002 | 2003 | 2004 | 2005 | 2006 | 2007 | 2008 | 2009 | 2010 | 2011 | 2012 | 2013 | 2014 | 2015 | 2016 | 2017 |
|-------|------|------|------|------|------|------|------|------|------|------|------|------|------|------|------|------|------|------|------|------|------|------|------|
| Total | 3 | 5 | 5 | 4 | 0 | 0 | 0 | 1 | 0 | 0 | 1 | 0 | 0 | 0 | 0 | 1 | 0 | 1 | 0 | 0 | 0 | 0 | 0 |

14th Street and South Van Ness Avenue

**14th Street and South Van Ness Avenue
Injury CVC 21453A Collisions (1995-2017)**



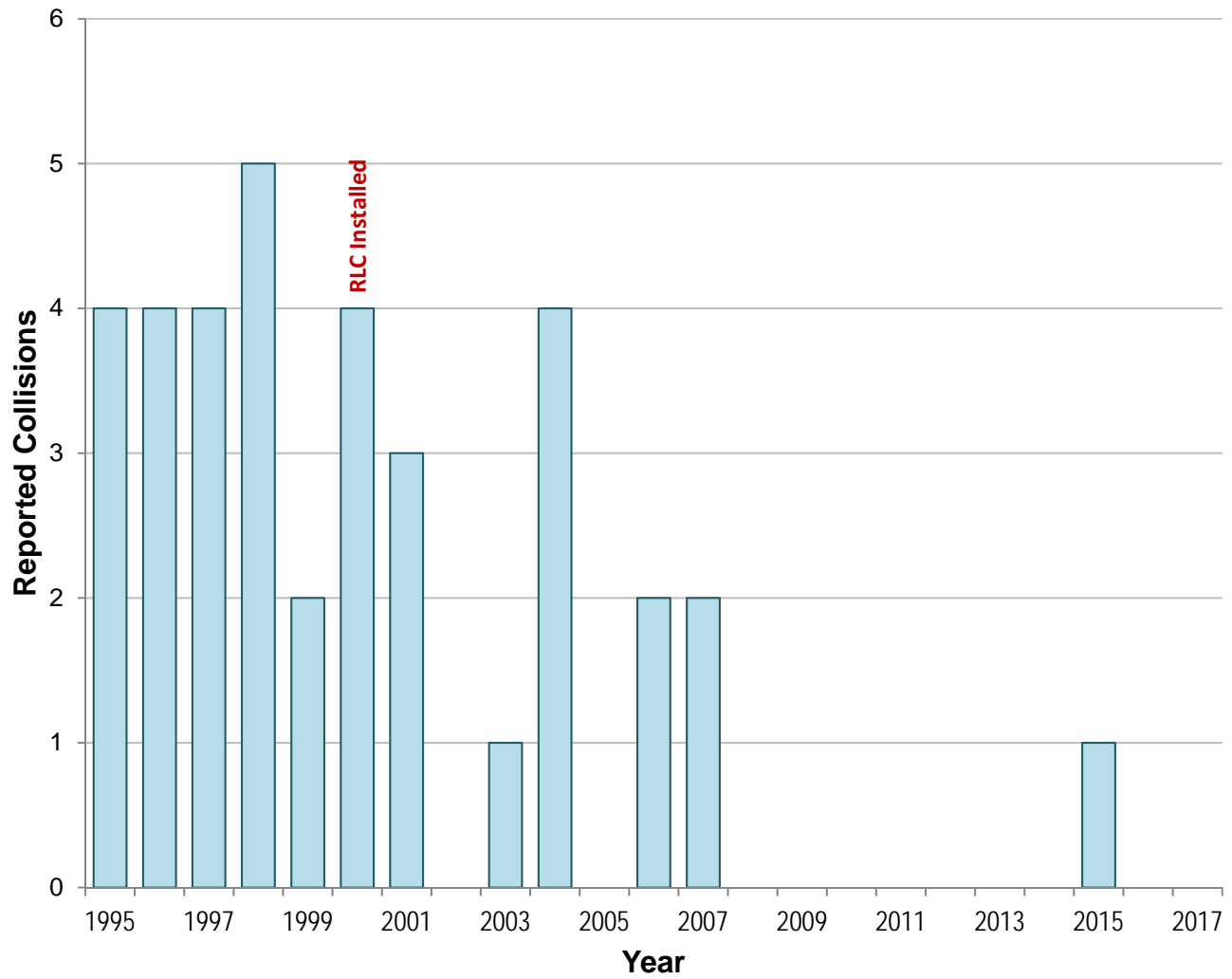
**14th Street and South Van Ness Avenue
Injury CVC 21453A Collisions (1995-2017)**

| Year | 1995 | 1996 | 1997 | 1998 | 1999 | 2000 | 2001 | 2002 | 2003 | 2004 | 2005 | 2006 | 2007 | 2008 | 2009 | 2010 | 2011 | 2012 | 2013 | 2014 | 2015 | 2016 | 2017 |
|-------|------|------|------|------|------|------|------|------|------|------|------|------|------|------|------|------|------|------|------|------|------|------|------|
| Total | 5 | 4 | 5 | 4 | 5 | 5 | 4 | 1 | 3 | 2 | 1 | 1 | 3 | 2 | 4 | 1 | 1 | 1 | 1 | 0 | 1 | 2 | 0 |



15th and Mission Streets

15th and Mission Streets Injury CVC 21453A Collisions (1995-2017)



15th and Mission Streets Injury CVC 21453A Collisions (1995-2017)

| Year | 1995 | 1996 | 1997 | 1998 | 1999 | 2000 | 2001 | 2002 | 2003 | 2004 | 2005 | 2006 | 2007 | 2008 | 2009 | 2010 | 2011 | 2012 | 2013 | 2014 | 2015 | 2016 | 2017 | |
|-------|------|------|------|------|------|------|------|------|------|------|------|------|------|------|------|------|------|------|------|------|------|------|------|---|
| Total | 4 | 4 | 4 | 5 | 2 | 4 | 3 | 0 | 1 | 4 | 0 | 2 | 2 | 0 | 0 | 0 | 0 | 0 | 0 | 0 | 0 | 1 | 0 | 0 |



Ellis and Larkin Streets

Ellis and Larkin Streets Injury CVC 21453A Collisions (1995-2017)

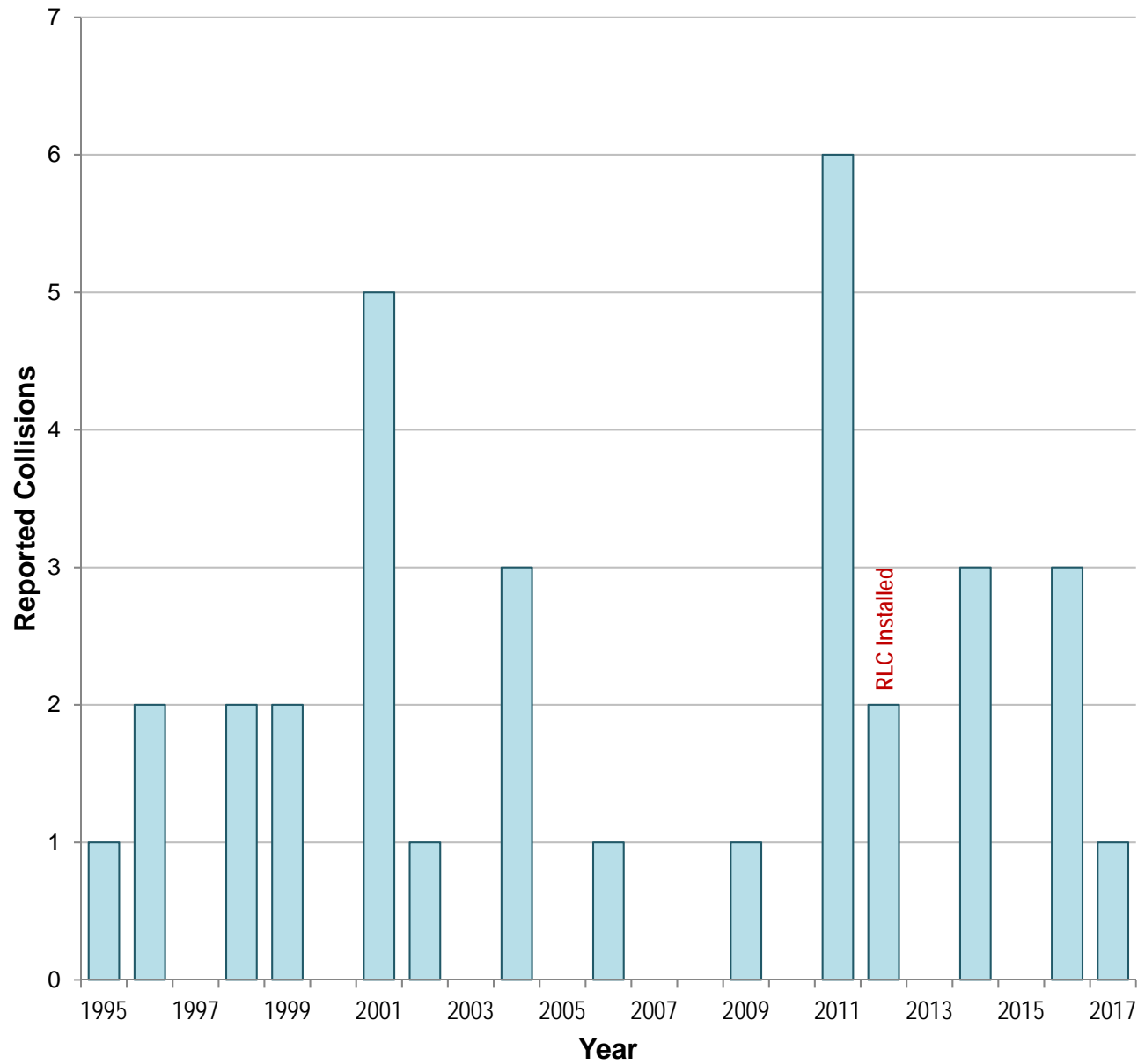


Ellis and Larkin Streets Injury CVC 21453A Collisions (1995-2017)

| Year | 1995 | 1996 | 1997 | 1998 | 1999 | 2000 | 2001 | 2002 | 2003 | 2004 | 2005 | 2006 | 2007 | 2008 | 2009 | 2010 | 2011 | 2012 | 2013 | 2014 | 2015 | 2016 | 2017 |
|-------|------|------|------|------|------|------|------|------|------|------|------|------|------|------|------|------|------|------|------|------|------|------|------|
| Total | 0 | 2 | 1 | 2 | 1 | 2 | 1 | 5 | 2 | 2 | 5 | 4 | 1 | 1 | 0 | 0 | 0 | 0 | 0 | 1 | 0 | 0 | 0 |

Fell Street and Masonic Avenue

**Fell Street and Masonic Avenue
Injury CVC 21453A Collisions (1995-2017)**



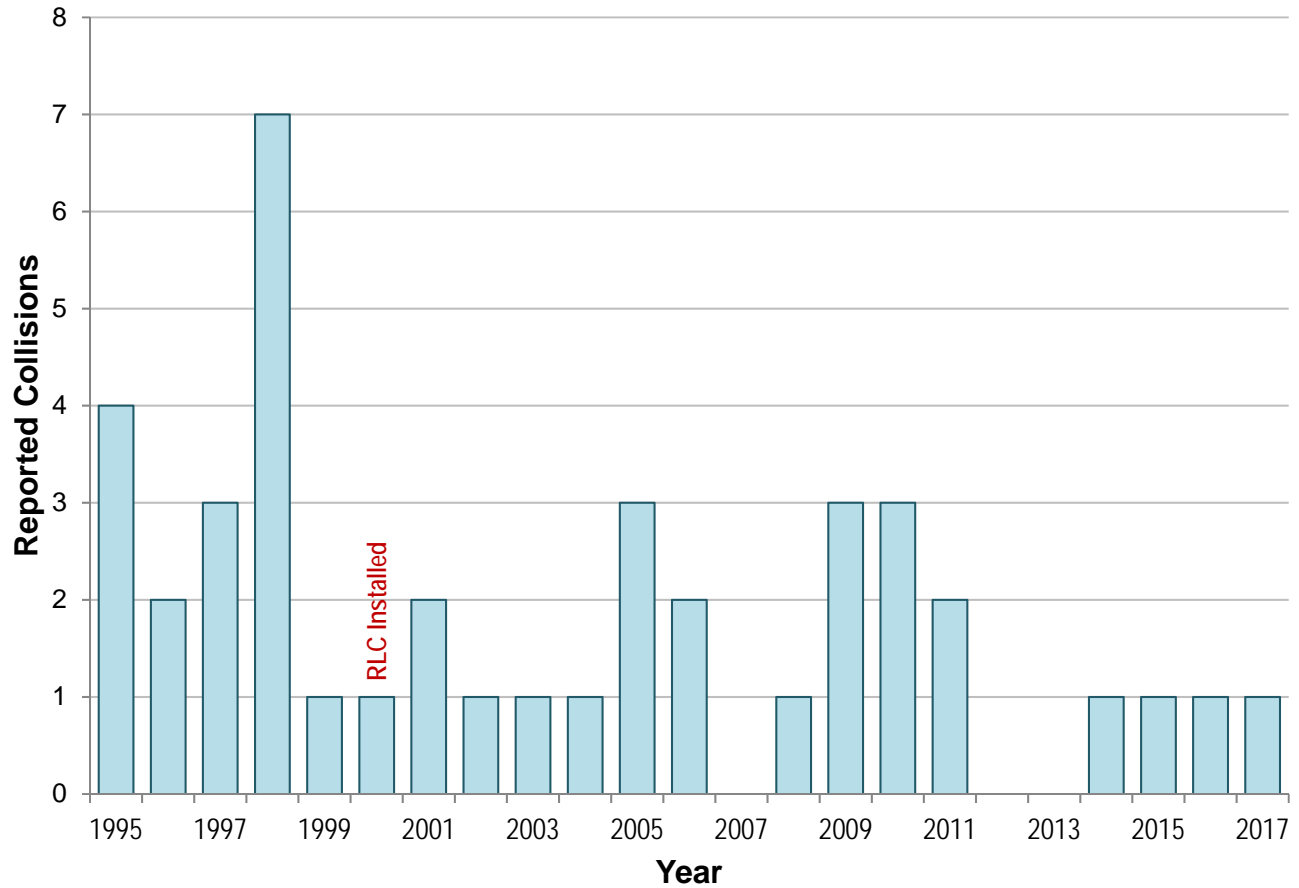
**Fell Street and Masonic Avenue
Injury CVC 21453A Collisions (1995-2017)**

| Year | 1995 | 1996 | 1997 | 1998 | 1999 | 2000 | 2001 | 2002 | 2003 | 2004 | 2005 | 2006 | 2007 | 2008 | 2009 | 2010 | 2011 | 2012 | 2013 | 2014 | 2015 | 2016 | 2017 |
|-------|------|------|------|------|------|------|------|------|------|------|------|------|------|------|------|------|------|------|------|------|------|------|------|
| Total | 1 | 2 | 0 | 2 | 2 | 0 | 5 | 1 | 0 | 3 | 0 | 1 | 0 | 0 | 1 | 0 | 6 | 2 | 0 | 3 | 0 | 3 | 1 |



Hayes and Polk Streets

Hayes and Polk Streets Injury CVC 21453A Collisions (1995-2017)



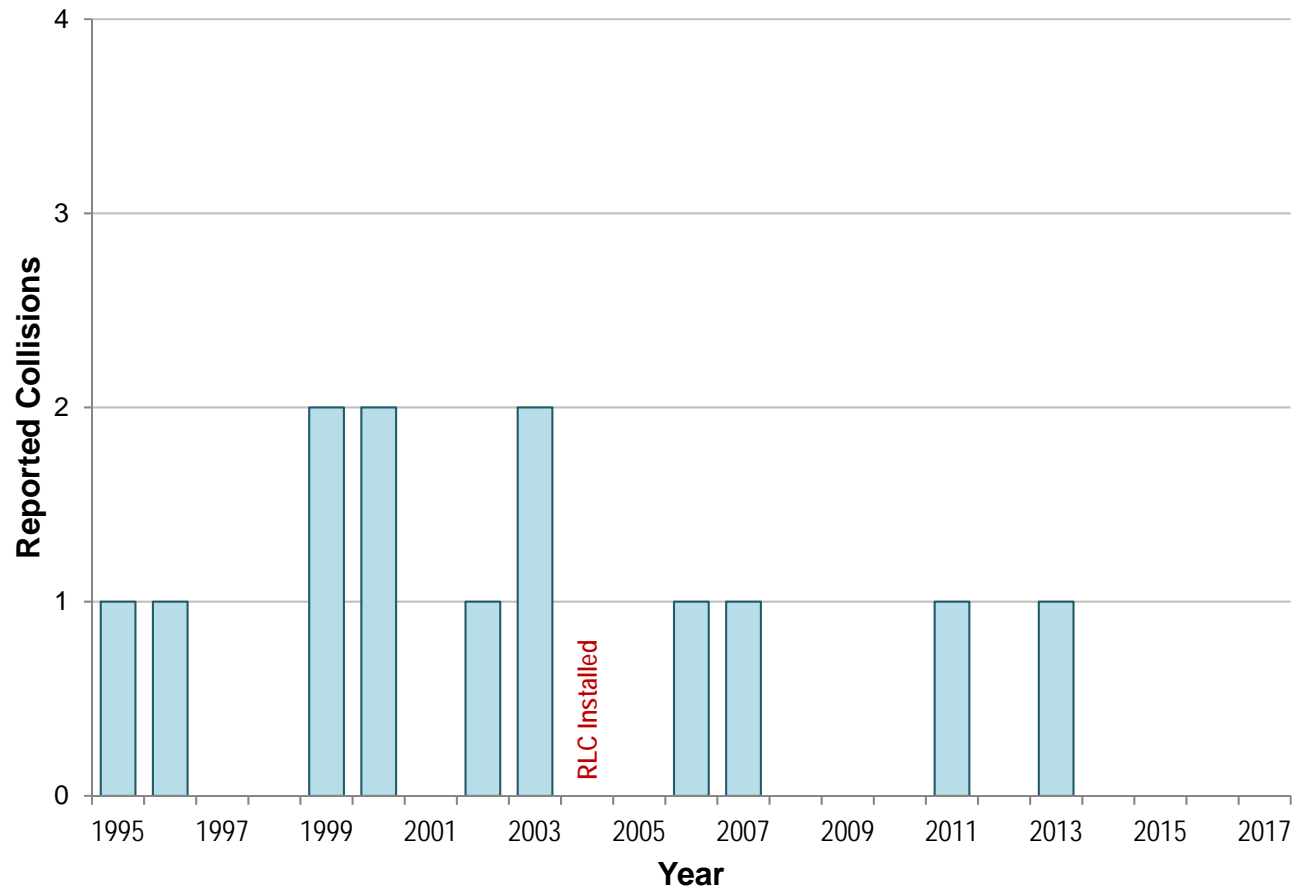
Hayes and Polk Streets Injury CVC 21453A Collisions (1995-2017)

| Year | 1995 | 1996 | 1997 | 1998 | 1999 | 2000 | 2001 | 2002 | 2003 | 2004 | 2005 | 2006 | 2007 | 2008 | 2009 | 2010 | 2011 | 2012 | 2013 | 2014 | 2015 | 2016 | 2017 |
|-------|------|------|------|------|------|------|------|------|------|------|------|------|------|------|------|------|------|------|------|------|------|------|------|
| Total | 4 | 2 | 3 | 7 | 1 | 1 | 2 | 1 | 1 | 1 | 3 | 2 | 0 | 1 | 3 | 3 | 2 | 0 | 0 | 1 | 1 | 1 | 1 |



Lake Street and Park Presidio Boulevard

Lake Street and Park Presidio Boulevard Injury CVC 21453A Collisions (1995-2017)



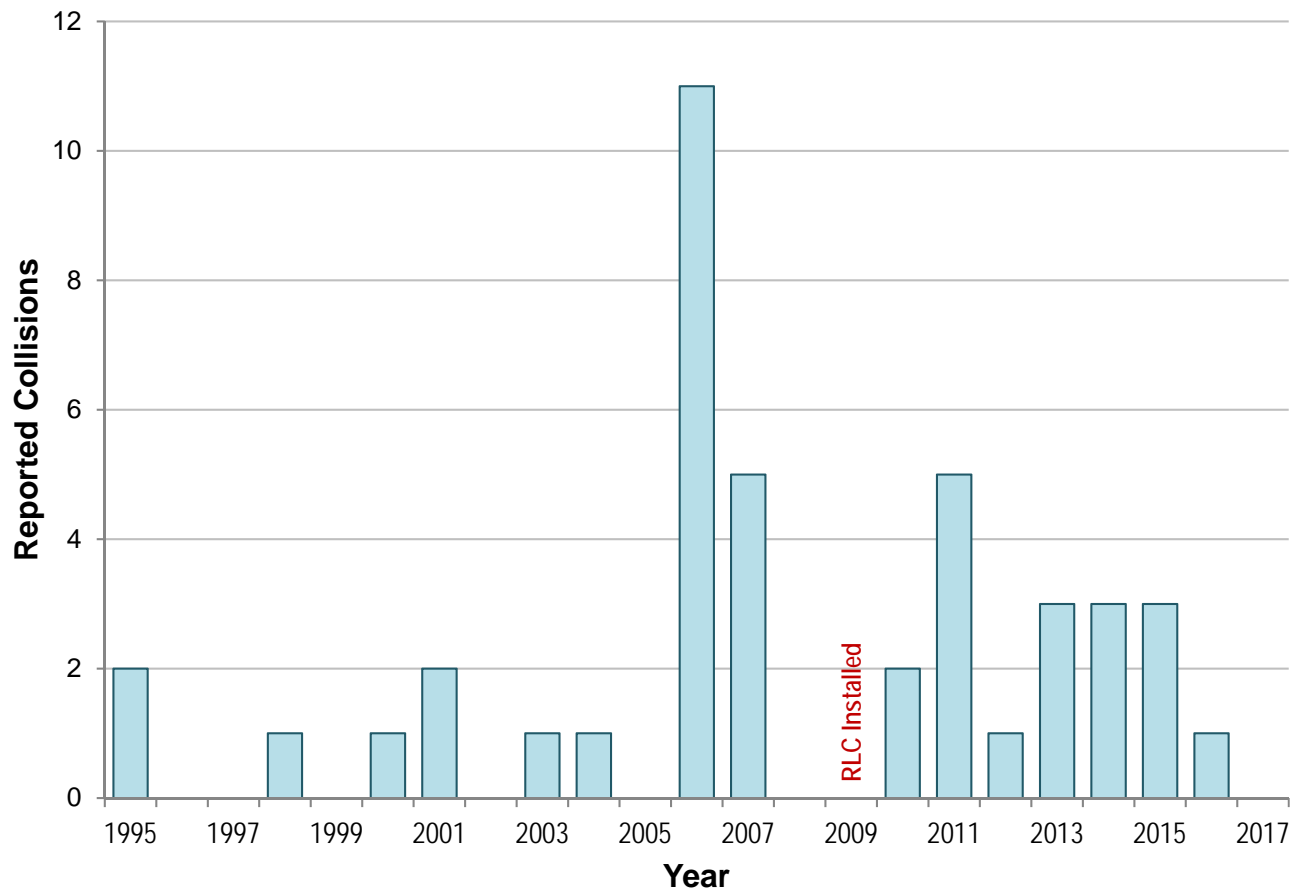
Lake Street and Park Presidio Boulevard Injury CVC 21453A Collisions (1995-2017)

| Year | 1995 | 1996 | 1997 | 1998 | 1999 | 2000 | 2001 | 2002 | 2003 | 2004 | 2005 | 2006 | 2007 | 2008 | 2009 | 2010 | 2011 | 2012 | 2013 | 2014 | 2015 | 2016 | 2017 |
|-------|------|------|------|------|------|------|------|------|------|------|------|------|------|------|------|------|------|------|------|------|------|------|------|
| Total | 1 | 1 | 0 | 0 | 2 | 2 | 0 | 1 | 2 | 0 | 0 | 1 | 1 | 0 | 0 | 0 | 1 | 0 | 1 | 0 | 0 | 0 | 0 |



Oak Street and Octavia Boulevard

Oak Street and Octavia Boulevard Injury CVC 21453A Collisions (1995-2017)



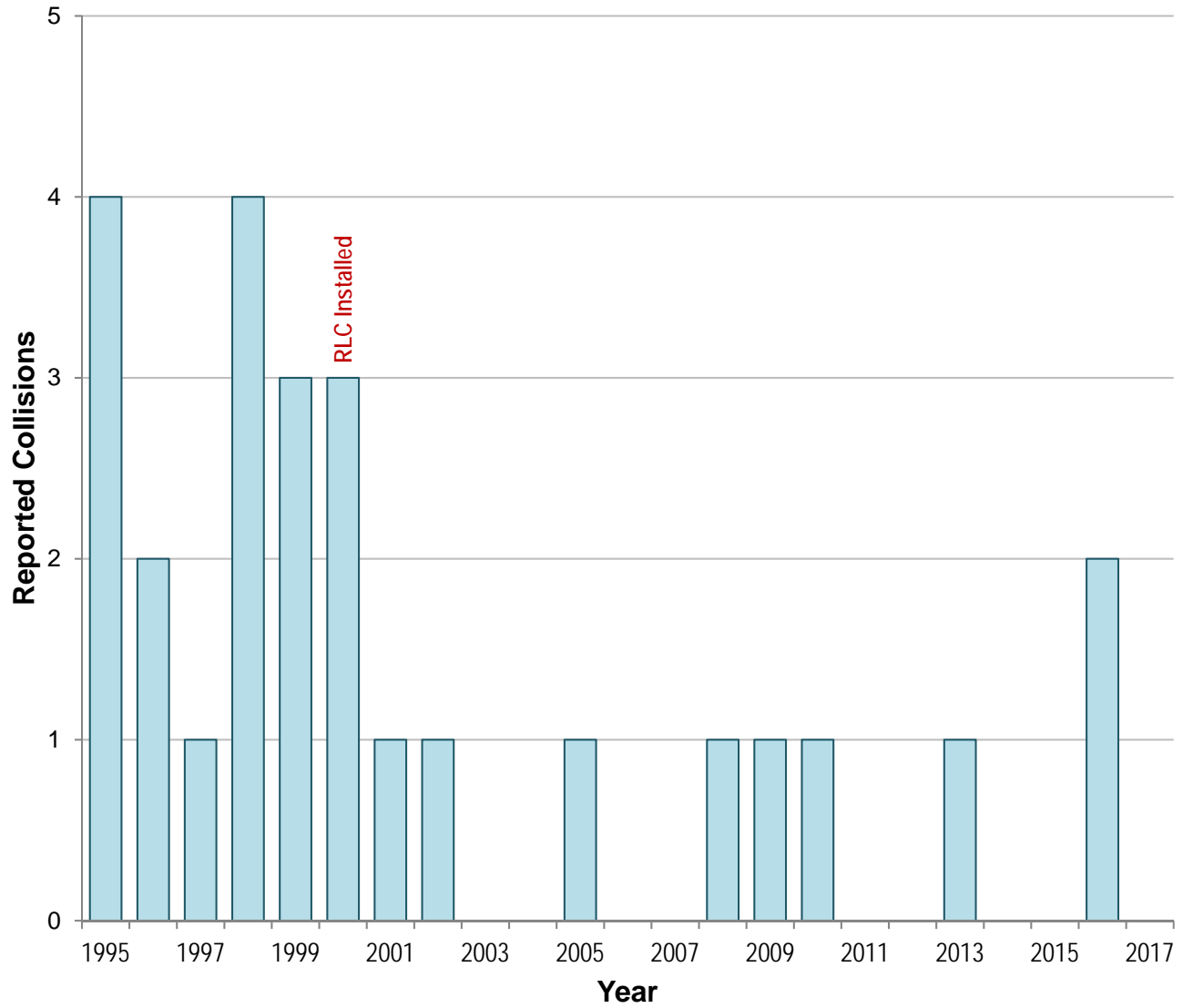
Oak Street and Octavia Boulevard Injury CVC 21453A Collisions (1995-2017)

| Year | 1995 | 1996 | 1997 | 1998 | 1999 | 2000 | 2001 | 2002 | 2003 | 2004 | 2005 | 2006 | 2007 | 2008 | 2009 | 2010 | 2011 | 2012 | 2013 | 2014 | 2015 | 2016 | 2017 |
|-------|------|------|------|------|------|------|------|------|------|------|------|------|------|------|------|------|------|------|------|------|------|------|------|
| Total | 2 | 0 | 0 | 1 | 0 | 1 | 2 | 0 | 1 | 1 | 0 | 11 | 5 | 0 | 0 | 2 | 5 | 1 | 3 | 3 | 3 | 1 | 0 |



Pine and Polk Streets

Pine and Polk Streets Injury CVC 21453A Collisions (1995-2017)



Pine and Polk Streets Injury CVC 21453A Collisions (1995-2017)

| Year | 1995 | 1996 | 1997 | 1998 | 1999 | 2000 | 2001 | 2002 | 2003 | 2004 | 2005 | 2006 | 2007 | 2008 | 2009 | 2010 | 2011 | 2012 | 2013 | 2014 | 2015 | 2016 | 2017 |
|-------|------|------|------|------|------|------|------|------|------|------|------|------|------|------|------|------|------|------|------|------|------|------|------|
| Total | 4 | 2 | 1 | 4 | 3 | 3 | 1 | 1 | 0 | 0 | 1 | 0 | 0 | 1 | 1 | 1 | 0 | 0 | 1 | 0 | 0 | 2 | 0 |