

rec'd 2-2-12 on disk, by USPS

Customer Management Report (Glendale) Redlight Incidents

01-Oct-2010 to 31-Oct-2010

Operator Id: %

		GLE-COPA-01	GLE-GLBR-01	GLE-LFSF-01	GLE-MOVE-01	GLE-SFLF-01	TOTAL
Total Processed Incidents		123	113	271	280	73	860
Less Uncontrollable Factors							
Obstruction	Driver Obstruction/Duckers	1	0	1	0	0	2
	Motor Cycle Helmet	0	0	1	1	0	2
	Plate Obstruction	0	1	2	1	0	4
	Vehicle Obstruction	0	2	1	4	1	8
Police Rejects	Driver Obstruction (PD)	0	0	0	1	2	3
	Emergency Vehicle Responding	0	6	16	2	10	34
	Incorrect/Incomplete DMV	0	0	0	1	0	1
	Invalid Offense	0	0	5	43	1	49
	On or Passed the Stop Bar (PD)	1	17	45	31	8	102
	Plate Unidentifiable	1	1	3	2	0	7
	Police Discretion	0	0	1	2	1	4
	Safe Turn On Red	0	0	5	1	1	7
Policy/Weather	Extended Vehicle	0	0	3	0	2	5
	Weather/Nature	0	0	1	0	0	1
Registration Issues	Out of Country Plate	0	0	1	0	0	1
	Paper Plates	4	4	14	10	4	36
	Wrong or No DMV	0	0	0	1	0	1
Total		7	31	99	100	30	267
Sub Total Violations		116	82	172	180	43	593
Less in Progress		0	0	0	0	0	0
Available For Prosecution		116	82	172	180	43	593
Less Rejects							
Camera Malfunction	Plate Not in Frame	0-00%	0-00%	2-01%	0-00%	0-00%	2-00%
	Driver Unidentifiable images poor	0-00%	0-00%	2-01%	5-03%	1-02%	8-01%
	Incorrect Speed	0-00%	0-00%	0-00%	0-00%	1-02%	1-00%
	Plate Unclear	0-00%	1-01%	2-01%	0-00%	0-00%	3-01%
	Sun Glare	0-00%	0-00%	0-00%	12-07%	1-02%	13-02%
Process Issues	Unclear Scene Image	0-00%	0-00%	0-00%	0-00%	2-05%	2-00%
	Too Old	0-00%	0-00%	0-00%	0-00%	1-02%	1-00%
Total		0-00%	1-01%	6-03%	17-09%	6-14%	30-05%
Approved Violations		116-100%	81-99%	166-97%	163-91%	37-86%	563-95%
Total Notices Printed		116-100%	81-99%	166-97%	163-91%	37-86%	563-95%

Generated By: BBATEMAN

Generated On: 1/23/2012 5:36:04 PM

Customer Management Report (Glendale) Redlight Incidents

01-Oct-2010 to 31-Oct-2010

Operator Id: %

GLE-SFLF-01	GLE-MOVE-01	GLE-LFSF-01	GLE-GLBR-01	GLE-COPA-01	TOTAL

Generated By: BBATEMAN

Generated On: 1/23/2012 5:36:04 PM

Customer Management Report (Glendale) Redlight Incidents

01-Jan-2011 to 31-Jan-2011

Operator Id: %

		GLE-COPA-01	GLE-GLBR-01	GLE-LFSF-01	GLE-MOVE-01	GLE-SFLF-01	TOTAL
Total Processed Incidents		64	89	231	252	69	705
Less Uncontrollable Factors							
Obstruction	Driver Obstruction/Duckers	1	0	1	0	0	2
	Motor Cycle Helmet	0	0	1	0	0	1
	Vehicle Obstruction	0	2	1	2	0	5
Police Rejects	Driver Obstruction (PD)	0	0	0	2	0	2
	Emergency Vehicle Responding	0	2	5	0	12	19
	Invalid Offense	0	0	1	61	0	62
	On or Passed the Stop Bar (PD)	2	6	60	25	10	103
	Plate Unidentifiable	1	2	3	2	0	8
	Safe Turn On Red	0	0	1	0	0	1
Policy/Weather	Extended Vehicle	0	0	0	0	1	1
	Sun Glare	0	0	0	1	0	1
Registration Issues	Out of Country Plate	0	0	0	1	0	1
	Paper Plates	6	5	11	15	5	42
	Wrong or No DMV	0	0	1	0	0	1
Total		10	17	85	109	28	249
Sub Total Violations		54	72	146	143	41	456
Less in Progress		0	0	0	0	0	0
Available For Prosecution		54	72	146	143	41	456
Less Rejects							
Camera Malfunction	Face Camera Focus Blurry	0-00%	0-00%	0-00%	1-01%	0-00%	1-00%
	Face Not in Frame	0-00%	1-01%	0-00%	1-01%	2-05%	4-01%
	Rear Plate Camera Blurry	0-00%	0-00%	1-01%	0-00%	0-00%	1-00%
	Rear Plate Flash Inappropriate	0-00%	0-00%	1-01%	0-00%	0-00%	1-00%
Police Rejects	Driver Unidentifiable images poor	0-00%	0-00%	4-03%	0-00%	1-02%	5-01%
	No Images	0-00%	1-01%	0-00%	0-00%	0-00%	1-00%
	Plate Unclear	0-00%	0-00%	5-03%	0-00%	0-00%	5-01%
	Red-light not visible in	0-00%	0-00%	0-00%	4-03%	0-00%	4-01%
	Sun Glare	0-00%	0-00%	1-01%	5-03%	2-05%	8-02%
	Unclear Scene Image	0-00%	4-06%	0-00%	0-00%	0-00%	4-01%
Total		0-00%	6-08%	12-08%	11-08%	5-12%	34-07%
Approved Violations		54-100%	66-92%	134-92%	132-92%	36-88%	422-93%
Total Notices Printed		54-100%	66-92%	134-92%	132-92%	36-88%	422-93%

Generated By: BBATEMAN

Generated On: 1/23/2012 5:39:49 PM

Customer Management Report (Glendale) Redlight Incidents

01-Jan-2011 to 31-Jan-2011

Operator Id: %

GLE-COPA-01	GLE-GLBR-01	GLE-LFSF-01	GLE-MOVE-01	GLE-SFLF-01	TOTAL

Generated By: BBATEMAN

Generated On: 1/23/2012 5:39:49 PM

Customer Management Report (Glendale) Redlight Incidents

01-Apr-2011 to 30-Apr-2011

Operator Id: %

	GLE-COPA-01	GLE-GLBR-01	GLE-LFSF-01	GLE-MOVE-01	GLE-SFLF-01	TOTAL
Total Processed Incidents	84	87	234	362	95	862
Less Uncontrollable Factors						
Obstruction						
Motor Cycle Helmet	0	0	0	0	1	1
Plate Obstruction	0	0	2	1	1	4
Vehicle Obstruction	0	6	0	1	2	9
Police Rejects						
Driver Obstruction (PD)	0	1	0	3	1	5
Emergency Vehicle Responding	0	2	6	1	8	17
Invalid Offense	0	0	1	88	0	89
On or Passed the Stop Bar (PD)	1	12	55	34	13	115
Plate Obstruction (PD)	0	0	0	0	1	1
Plate Unidentifiable	0	1	2	1	0	4
Policy/Weather						
Extended Vehicle	0	0	6	0	0	6
Sun Glare	0	0	0	5	2	7
Registration Issues						
Paper Plates	4	3	16	14	7	44
Total	5	25	88	148	36	302
Sub Total Violations	79	62	146	214	59	560
Less in Progress	0	0	0	0	0	0
Available For Prosecution	79	62	146	214	59	560
Less Rejects						
Camera Malfunction						
Face Not in Frame	0-00%	0-00%	1-01%	2-01%	0-00%	3-01%
Misc Camera Issue	0-00%	0-00%	1-01%	14-07%	0-00%	15-03%
Rear Plate Camera Blurry	0-00%	0-00%	0-00%	1-00%	0-00%	1-00%
Police Rejects						
Driver Unidentifiable images poor	0-00%	2-03%	4-03%	5-02%	1-02%	12-02%
Sun Glare	0-00%	3-05%	1-01%	7-03%	8-14%	19-03%
Unclear Scene Image	0-00%	3-05%	0-00%	0-00%	1-02%	4-01%
Process Issues						
Too Old	0-00%	0-00%	1-01%	0-00%	0-00%	1-00%
Total	0-00%	8-13%	8-05%	29-14%	10-17%	55-10%
Approved Violations	79-100%	54-87%	138-95%	185-86%	49-83%	505-90%
Total Notices Printed	79-100%	54-87%	138-95%	185-86%	49-83%	505-90%

Generated By: BBATEMAN

Generated On: 1/23/2012 5:42:35 PM

Customer Management Report (Glendale) Redlight Incidents

01-May-2011 to 31-May-2011

Operator Id: %

	GLE-COPA-01	GLE-GLBR-01	GLE-LFSF-01	GLE-MOVE-01	GLE-SFLF-01	TOTAL
Total Processed Incidents	59	117	207	342	88	813
Less Uncontrollable Factors						
Obstruction						
Driver Obstruction/Duckers	0	2	1	3	0	6
Motor Cycle Helmet	0	0	5	1	0	6
Plate Obstruction	0	3	0	0	1	4
Vehicle Obstruction	0	6	1	0	1	8
Police Rejects						
Driver Obstruction (PD)	0	2	2	1	0	5
Emergency Vehicle Responding	0	5	4	2	8	19
Invalid Offense	0	0	1	85	0	86
On or Passed the Stop Bar (PD)	2	15	40	29	14	100
Plate Unidentifiable	1	2	6	1	3	13
Policy/Weather						
Extended Vehicle	1	0	2	0	2	5
Registration	1	9	8	17	7	42
Issues						
Wrong or No DMV	0	0	1	2	0	3
Total	5	44	71	141	36	297
Sub Total Violations	54	73	136	201	52	516
Less in Progress	0	0	0	0	0	0
Available For Prosecution	54	73	136	201	52	516
Less Rejects						
Camera Malfunction						
Face Not in Frame	0-00%	3-04%	0-00%	4-02%	0-00%	7-01%
Police Rejects						
Driver Unidentifiable images poor	0-00%	1-01%	0-00%	3-01%	2-04%	6-01%
Red-light not visible in	0-00%	0-00%	0-00%	5-02%	0-00%	5-01%
Sun Glare	0-00%	1-01%	0-00%	2-01%	2-04%	5-01%
Unclear Scene Image	0-00%	2-03%	0-00%	0-00%	0-00%	2-00%
Total	0-00%	7-10%	0-00%	14-07%	4-08%	25-05%
Approved Violations	54-100%	66-90%	136-100%	187-93%	48-92%	491-95%
Total Notices Printed	54-100%	66-90%	136-100%	187-93%	48-92%	491-95%

Generated By: BBATEMAN

Generated On: 1/23/2012 5:43:33 PM

Customer Management Report (Glendale) Redlight Incidents

01-Jun-2011 to 30-Jun-2011

Operator Id: %

		GLE-COPA-01	GLE-GLBR-01	GLE-LFSF-01	GLE-MOVE-01	GLE-SFLF-01	TOTAL
Total Processed Incidents		73	98	278	238	95	782
Less Uncontrollable Factors							
Obstruction	Driver Obstruction/Duckers	0	0	3	1	0	4
	Motor Cycle Helmet	0	0	6	0	0	6
	Plate Obstruction	0	3	4	1	5	13
	Vehicle Obstruction	0	6	2	0	0	8
Police Rejects	Emergency Vehicle Responding	0	4	8	0	10	22
	Invalid Offense	1	0	0	61	0	62
	On or Passed the Stop Bar (PD)	1	16	72	24	8	121
	Plate Obstruction (PD)	0	0	3	0	0	3
	Plate Unidentifiable	0	2	1	1	0	4
	Safe Turn On Red	0	0	1	0	0	1
Policy/Weather	Extended Vehicle	0	0	5	0	2	7
	Sun Glare	1	0	0	1	1	3
	Weather/Nature	0	0	0	0	1	1
Registration Issues	Can Not Identify State	0	0	1	0	0	1
	Paper Plates	11	2	12	4	1	30
	Wrong or No DMV	0	1	1	0	0	2
Total		14	34	119	93	28	288
Sub Total Violations		59	64	159	145	67	494
Less in Progress		0	0	0	0	0	0
Available For Prosecution		59	64	159	145	67	494
Less Rejects							
Camera Malfunction	Face Not in Frame	0-00%	1-02%	0-00%	0-00%	0-00%	1-00%
	Rear Plate Camera Blurry	1-02%	0-00%	0-00%	0-00%	0-00%	1-00%
	Rear Plate Flash Inappropriate	0-00%	0-00%	0-00%	2-01%	0-00%	2-00%
	Rear Plate No Flash	0-00%	0-00%	0-00%	1-01%	0-00%	1-00%
	Scene Image Flash Inappropriate	0-00%	0-00%	0-00%	1-01%	0-00%	1-00%
	Scene Image No Flash	0-00%	0-00%	0-00%	1-01%	0-00%	1-00%
Police Rejects	Driver Unidentifiable images poor	2-03%	0-00%	0-00%	4-03%	5-07%	11-02%
	Red-light not visible in	0-00%	0-00%	0-00%	1-01%	0-00%	1-00%
	Sun Glare	1-02%	0-00%	2-01%	6-04%	3-04%	12-02%
	Unclear Scene Image	1-02%	5-08%	0-00%	0-00%	0-00%	6-01%
Total		5-08%	6-09%	2-01%	16-11%	8-12%	37-07%
Approved Violations		54-92%	58-91%	157-99%	129-89%	59-88%	457-93%
Total Notices Printed		54-92%	58-91%	157-99%	129-89%	59-88%	457-93%

Generated By: BBATEMAN

Generated On: 1/23/2012 5:44:24 PM

Customer Management Report (Glendale) Redlight Incidents

01-Jun-2011 to 30-Jun-2011

Operator Id: %

GLE-COPA-01	GLE-GLBR-01	GLE-LFSF-01	GLE-MOVE-01	GLE-SFLF-01	TOTAL

Generated By: BBATEMAN

Generated On: 1/23/2012 5:44:24 PM

Customer Management Report (Glendale) Redlight Incidents

01-Jul-2011 to 31-Jul-2011

Operator Id: %

		GLE-COPA-01	GLE-GLBR-01	GLE-LFSF-01	GLE-MOVE-01	GLE-SFLF-01	TOTAL
Total Processed Incidents		101	102	247	276	102	828
Less Uncontrollable Factors							
Obstruction	Driver Obstruction/Duckers	0	0	1	3	2	6
	Motor Cycle Helmet	0	0	2	0	0	2
	Plate Obstruction	0	2	3	7	5	17
	Vehicle Obstruction	1	5	1	1	2	10
Police Rejects	Driver Obstruction (PD)	5	0	2	3	0	10
	Emergency Vehicle Responding	0	4	11	0	5	20
	Incorrect/Incomplete DMV	1	0	0	0	0	1
	Invalid Offense	0	0	0	69	0	69
	On or Passed the Stop Bar (PD)	5	14	72	24	15	130
	Plate Obstruction (PD)	0	0	2	0	0	2
	Plate Unidentifiable	0	1	1	2	0	4
	Total	6	4	11	11	5	37
Policy/Weather	Extended Vehicle	0	0	3	0	0	3
	Sun Glare	2	3	8	9	5	27
Registration Issues	Paper Plates	6	4	11	11	5	37
Total		20	33	117	129	39	338
Sub Total Violations		81	69	130	147	63	490
Less in Progress		0	0	0	0	0	0
Available For Prosecution		81	69	130	147	63	490
Less Rejects							
Camera Malfunction	Face Not in Frame	0-00%	1-01%	0-00%	0-00%	0-00%	1-00%
	Image Missing	0-00%	0-00%	0-00%	1-01%	0-00%	1-00%
	Rear Plate Camera Blurry	0-00%	0-00%	0-00%	1-01%	0-00%	1-00%
	Rear Plate Flash Inappropriate	0-00%	0-00%	0-00%	8-05%	0-00%	8-02%
	Rear Plate No Flash	0-00%	0-00%	0-00%	1-01%	0-00%	1-00%
	Scene Image No Flash	0-00%	0-00%	0-00%	1-01%	0-00%	1-00%
Police Rejects	Driver Unidentifiable images poor	6-07%	5-07%	5-04%	7-05%	8-13%	31-06%
	Incorrect Speed	0-00%	0-00%	0-00%	0-00%	1-02%	1-00%
	Red-light not visible in	0-00%	0-00%	0-00%	7-05%	0-00%	7-01%
	Sun Glare	2-02%	1-01%	1-01%	6-04%	1-02%	11-02%
	Unclear Scene Image	2-02%	0-00%	0-00%	1-01%	0-00%	3-01%
Total		10-12%	7-10%	6-05%	33-22%	10-16%	66-13%
Approved Violations		71-88%	62-90%	124-95%	114-78%	53-84%	424-87%
Total Notices Printed		71-88%	62-90%	124-95%	114-78%	53-84%	424-87%

Generated By: BBATEMAN

Generated On: 1/23/2012 5:46:07 PM

Customer Management Report (Glendale) Redlight Incidents

01-Jul-2011 to 31-Jul-2011

Operator Id: %

GLE-SFLF-01	GLE-MOVE-01	GLE-LFSF-01	GLE-GLBR-01	GLE-COPA-01	TOTAL

Generated By: BBATEMAN

Generated On: 1/23/2012 5:46:07 PM

Customer Management Report (Glendale) Redlight Incidents

01-Aug-2011 to 31-Aug-2011

Operator Id: %

		GLE-COPA-01	GLE-GLBR-01	GLE-LFSF-01	GLE-MOVE-01	GLE-SFLF-01	TOTAL
Total Processed Incidents		103	67	289	400	112	971
Less Uncontrollable Factors							
Obstruction	Driver Obstruction/Duckers	0	0	0	1	0	1
	Motor Cycle Helmet	0	0	1	1	2	4
	Plate Obstruction	0	2	2	2	1	7
	Signal Obstruction	1	0	0	0	0	1
	Vehicle Obstruction	0	2	1	0	2	5
Police Rejects	Driver Obstruction (PD)	1	0	2	3	0	6
	Emergency Vehicle Responding	0	3	6	0	7	16
	Invalid Offense	0	0	0	88	1	89
	On or Passed the Stop Bar (PD)	6	2	79	43	13	143
	Plate Obstruction (PD)	0	2	0	0	0	2
	Plate Unidentifiable	0	2	3	2	0	7
	Police Discretion	1	0	11	12	4	28
	Safe Turn On Red	0	0	1	0	0	1
Policy/Weather	Extended Vehicle	0	0	2	0	4	6
	Sun Glare	1	0	0	1	2	4
Registration Issues	Out of Country Plate	0	0	1	0	0	1
	Paper Plates	3	2	6	17	10	38
	Wrong or No DMV	0	0	0	2	0	2
Total		13	15	115	172	46	361
Sub Total Violations		90	52	174	228	66	610
Less in Progress		0	0	0	0	0	0
Available For Prosecution		90	52	174	228	66	610
Less Rejects							
Camera Malfunction	Face Not in Frame	0-00%	0-00%	0-00%	0-00%	1-02%	1-00%
	Misc Camera Issue	0-00%	1-02%	0-00%	0-00%	0-00%	1-00%
	Rear Plate Flash Inappropriate	0-00%	1-02%	0-00%	2-01%	1-02%	4-01%
	Rear Plate No Flash	0-00%	0-00%	0-00%	2-01%	0-00%	2-00%
Police Rejects	Driver Unidentifiable images poor	4-04%	0-00%	11-06%	11-05%	6-09%	32-05%
	Plate Unclear	1-01%	1-02%	1-01%	0-00%	0-00%	3-00%
	Red-light not visible in	0-00%	0-00%	0-00%	1-00%	0-00%	1-00%
	Sun Glare	1-01%	1-02%	2-01%	8-04%	8-12%	20-03%
	Unclear Scene Image	1-01%	0-00%	1-01%	0-00%	0-00%	2-00%
Total		7-08%	4-08%	15-09%	24-11%	16-24%	66-11%
Approved Violations		83-92%	48-92%	159-91%	204-89%	50-76%	544-89%
Total Notices Printed		83-92%	48-92%	159-91%	204-89%	50-76%	544-89%

Generated By: BBATEMAN

Generated On: 1/23/2012 5:47:20 PM

Customer Management Report (Glendale) Redlight Incidents

01-Aug-2011 to 31-Aug-2011

Operator Id: %

GLE-SFLF-01	GLE-MOVE-01	GLE-LFSF-01	GLE-GLBR-01	GLE-COPA-01	TOTAL

Generated By: BBATEMAN

Generated On: 1/23/2012 5:47:20 PM

Customer Management Report (Glendale) Redlight Incidents

01-Sep-2011 to 30-Sep-2011

Operator Id: %

		GLE-COPA-01	GLE-GLBR-01	GLE-LFSF-01	GLE-MOVE-01	GLE-SFLF-01	TOTAL
Total Processed Incidents		95	103	256	376	109	939
Less Uncontrollable Factors							
Obstruction	Driver Obstruction/Duckers	0	0	4	1	1	6
	Motor Cycle Helmet	0	0	1	4	1	6
	Plate Obstruction	0	1	0	0	0	1
	Vehicle Obstruction	2	1	1	0	1	5
Police Rejects	Driver Obstruction (PD)	1	0	1	6	1	9
	Emergency Vehicle Responding	0	5	12	1	11	29
	Incorrect/Incomplete DMV	1	0	3	0	2	6
	Invalid Offense	0	0	4	73	1	78
	On or Passed the Stop Bar (PD)	4	4	41	18	11	78
	Plate Obstruction (PD)	0	0	0	1	0	1
	Plate Unidentifiable	1	0	1	0	1	3
	Police Discretion	0	0	5	3	0	8
	Safe Turn On Red	0	0	1	0	1	2
	Policy/Weather	Extended Vehicle	0	0	0	0	1
	Sun Glare	0	1	1	2	3	7
Registration Issues	Out of Country Plate	0	0	1	0	0	1
	Paper Plates	4	3	10	12	6	35
Total		13	15	86	121	41	276
Sub Total Violations		82	88	170	255	68	663
Less in Progress		0	0	0	0	0	0
Available For Prosecution		82	88	170	255	68	663
Less Rejects							
Camera Malfunction	Face Not in Frame	0-00%	0-00%	1-01%	0-00%	1-01%	2-00%
	Plate Burn Out	0-00%	1-01%	0-00%	1-00%	0-00%	2-00%
	Rear Plate Camera Blurry	1-01%	2-02%	0-00%	0-00%	0-00%	3-00%
	Rear Plate Flash Inappropriate	0-00%	0-00%	0-00%	1-00%	0-00%	1-00%
Police Rejects	Driver Unidentifiable images poor	1-01%	0-00%	9-05%	2-01%	1-01%	13-02%
	Incorrect Speed	0-00%	0-00%	5-03%	0-00%	3-04%	8-01%
	Plate Unclear	0-00%	1-01%	0-00%	2-01%	0-00%	3-00%
	Red-light not visible in	0-00%	1-01%	0-00%	1-00%	0-00%	2-00%
	Sun Glare	0-00%	0-00%	2-01%	10-04%	4-06%	16-02%
	Unclear Scene Image	1-01%	1-01%	0-00%	2-01%	0-00%	4-01%
Total		3-04%	6-07%	17-10%	19-07%	9-13%	54-08%
Approved Violations		79-96%	82-93%	153-90%	236-93%	59-87%	609-92%
Total Notices Printed		79-96%	82-93%	153-90%	236-93%	59-87%	609-92%

Generated By: BBATEMAN

Generated On: 1/23/2012 5:47:59 PM

Customer Management Report (Glendale) Redlight Incidents

01-Sep-2011 to 30-Sep-2011

Operator Id: %

GLE-COPA-01	GLE-GIBR-01	GLE-LFSF-01	GLE-MOVE-01	GLE-SFLF-01	TOTAL

Generated By: BBATEMAN

Generated On: 1/23/2012 5:47:59 PM

Customer Management Report (Glendale) Redlight Incidents

01-Oct-2011 to 31-Oct-2011

Operator Id: %

		GLE-COPA-01	GLE-GLBR-01	GLE-LFSF-01	GLE-MOVE-01	GLE-SFLF-01	TOTAL
Total Processed Incidents		108	106	262	349	112	937
Less Uncontrollable Factors							
Obstruction	Driver Obstruction/Duckers	0	0	0	1	0	1
	Motor Cycle Helmet	0	0	1	0	1	2
	Plate Obstruction	0	0	3	2	1	6
	Vehicle Obstruction	0	1	1	2	1	5
Police Rejects	Driver Obstruction (PD)	0	0	0	3	0	3
	Emergency Vehicle Responding	0	3	9	4	10	26
	Incorrect/Incomplete DMV	0	0	0	1	1	2
	Invalid Offense	0	0	1	49	5	55
	On or Passed the Stop Bar (PD)	3	2	60	22	8	95
	Plate Obstruction (PD)	1	0	1	0	1	3
	Plate Unidentifiable	0	3	3	3	0	9
	Police Discretion	0	0	0	4	0	4
	Safe Turn On Red	1	0	2	0	0	3
	Policy/Weather	Extended Vehicle	0	0	2	0	0
Sun Glare		0	0	1	6	1	8
Registration Issues	Can Not Identify State	1	0	1	0	0	2
	Paper Plates	4	8	9	20	7	48
	Wrong or No DMV	1	0	1	1	0	3
Total		11	17	95	118	36	277
Sub Total Violations		97	89	167	231	76	660
Less in Progress		0	0	0	0	0	0
Available For Prosecution		97	89	167	231	76	660
Less Rejects							
Camera Malfunction	Face Camera Flash	0-00%	0-00%	1-01%	0-00%	1-01%	2-00%
	Face Not in Frame	0-00%	0-00%	1-01%	3-01%	2-03%	6-01%
	Misc Camera Issue	0-00%	3-03%	0-00%	0-00%	0-00%	3-00%
	Plate Burn Out	1-01%	0-00%	0-00%	0-00%	0-00%	1-00%
	Plate Not in Frame	0-00%	0-00%	0-00%	0-00%	2-03%	2-00%
	Rear Plate Camera Blurry	1-01%	2-02%	1-01%	0-00%	0-00%	4-01%
	Rear Plate Flash Inappropriate	0-00%	0-00%	0-00%	5-02%	0-00%	5-01%
	Rear Plate No Flash	0-00%	0-00%	1-01%	1-00%	0-00%	2-00%
	Scene Image Flash Inappropriate	0-00%	0-00%	1-01%	0-00%	0-00%	1-00%
Police Rejects	Driver Unidentifiable images poor	0-00%	1-01%	11-07%	9-04%	6-08%	27-04%
	Incorrect Speed	1-01%	0-00%	4-02%	0-00%	1-01%	6-01%
	Sun Glare	0-00%	0-00%	0-00%	6-03%	3-04%	9-01%

Generated By: BBATEMAN

Generated On: 1/23/2012 5:48:41 PM

Customer Management Report (Glendale) Redlight Incidents

01-Oct-2011 to 31-Oct-2011

Operator Id: %

	GLE-COPA-01	GLE-GLBR-01	GLE-LFSF-01	GLE-MOVE-01	GLE-SFLF-01	TOTAL
Unclear Scene Image	0-00%	2-02%	0-00%	0-00%	0-00%	2-00%
Process Too Old Issues	15-15%	8-09%	17-10%	19-08%	3-04%	62-09%
Total	18-19%	16-18%	37-22%	43-19%	18-24%	132-20%
Approved Violations	79-81%	73-82%	130-78%	188-81%	58-76%	528-80%
Total Notices Printed	79-81%	73-82%	130-78%	188-81%	58-76%	528-80%

Generated By: BBATEMAN

Generated On: 1/23/2012 5:48:41 PM

Customer Management Report (Glendale) Redlight Incidents

01-Nov-2011 to 30-Nov-2011

Operator Id: %

	GLE-COPA-01	GLE-GLBR-01	GLE-LFSF-01	GLE-MOVE-01	GLE-SFLF-01	TOTAL	
Total Processed Incidents	95	92	243	321	104	855	
Less Uncontrollable Factors							
Obstruction	Driver Obstruction/Duckers	1	0	0	1	0	2
	Motor Cycle Helmet	0	0	2	2	0	4
	Plate Obstruction	0	1	1	2	1	5
	Vehicle Obstruction	0	0	0	2	0	2
Police Rejects	Emergency Vehicle Responding	0	1	9	7	14	31
	Gender Mismatch	0	0	1	0	0	1
	Incorrect/Incomplete DMV	0	0	0	2	0	2
	Invalid Offense	1	0	9	62	0	72
	On or Passed the Stop Bar (PD)	1	5	50	25	12	93
	Plate Obstruction (PD)	1	0	2	1	0	4
	Plate Unidentifiable	1	0	0	1	0	2
	Police Discretion	0	0	0	2	0	2
	Safe Turn On Red	1	0	4	7	1	13
Policy/Weather	Extended Vehicle	0	0	2	0	1	3
	Sun Glare	0	0	1	1	1	3
Registration Issues	Out of Country Plate	1	0	1	0	0	2
	Paper Plates	2	6	11	11	4	34
Total		9	13	93	126	34	275
Sub Total Violations							
		86	79	150	195	70	580
Less in Progress							
		0	0	0	0	0	0
Available For Prosecution							
		86	79	150	195	70	580
Less Rejects							
Camera Malfunction	Face Not in Frame	0-00%	0-00%	0-00%	2-01%	3-04%	5-01%
	Misc Camera Issue	1-01%	1-01%	0-00%	0-00%	0-00%	2-00%
	Plate Not in Frame	0-00%	0-00%	1-01%	0-00%	8-11%	9-02%
	Rear Plate Camera Blurry	1-01%	2-03%	1-01%	0-00%	0-00%	4-01%
	Rear Plate Flash Inappropriate	0-00%	0-00%	0-00%	5-03%	0-00%	5-01%
	Rear Plate No Flash	0-00%	0-00%	0-00%	1-01%	1-01%	2-00%
Police Rejects	Driver Unidentifiable images poor	1-01%	0-00%	7-05%	9-05%	3-04%	20-03%
	Plate Unclear	0-00%	0-00%	0-00%	1-01%	1-01%	2-00%
	Sun Glare	0-00%	0-00%	1-01%	5-03%	4-06%	10-02%
	Unclear Scene Image	0-00%	1-01%	3-02%	0-00%	0-00%	4-01%
Process Issues	Too Old	4-05%	4-05%	2-01%	4-02%	5-07%	19-03%
Total		7-08%	8-10%	15-10%	27-14%	25-36%	82-14%

Generated By: BBATEMAN

Generated On: 1/23/2012 5:49:11 PM

Customer Management Report (Glendale) Redlight Incidents

01-Nov-2011 to 30-Nov-2011

Operator Id: %

	GLE-COPA-01	GLE-GLBR-01	GLE-LFSF-01	GLE-MOVE-01	GLE-SFLF-01	TOTAL
Approved Violations	79-92%	71-90%	135-90%	168-86%	45-64%	498-86%
Total Notices Printed	79-92%	71-90%	135-90%	168-86%	45-64%	498-86%

Generated By: BBATEMAN

Generated On: 1/23/2012 5:49:11 PM

Customer Management Report (Glendale) Redlight Incidents

01-Dec-2011 to 31-Dec-2011

Operator Id: %

	GLE-COPA-01	GLE-GIBR-01	GLE-LFSF-01	GLE-MOVE-01	GLE-SFLF-01	TOTAL	
Total Processed Incidents	103	127	283	385	101	999	
Less Uncontrollable Factors							
Obstruction	Driver Obstruction/Duckers	1	0	0	2	0	3
	Motor Cycle Helmet	0	0	0	2	0	2
	Plate Obstruction	0	2	0	0	0	2
	Vehicle Obstruction	0	2	0	0	0	2
Police Rejects	Driver Obstruction (PD)	0	0	1	0	0	1
	Duplicate nomination	0	0	0	0	1	1
	Emergency Vehicle Responding	0	6	10	2	10	28
	Funeral Procession/Police	1	0	0	0	0	1
	Incorrect/Incomplete DMV	0	1	0	0	0	1
	Invalid Offense	0	0	10	80	4	94
	On or Passed the Stop Bar (PD)	3	4	53	46	14	120
	Plate Obstruction (PD)	2	3	3	3	0	11
	Plate Unidentifiable	0	4	2	4	0	10
	Police Discretion	1	0	0	0	0	1
	Safe Turn On Red	0	0	17	3	0	20
Policy/Weather	Extended Vehicle	0	0	8	0	3	11
	Sun Glare	0	0	0	2	0	2
	Weather/Nature	0	0	0	1	0	1
	Yellow with Red Light	0	0	0	1	0	1
Registration Issues	Paper Plates	1	4	15	26	6	52
	Wrong or No DMV	0	0	0	2	0	2
Total		9	26	119	174	38	366
Sub Total Violations		94	101	164	211	63	633
Less in Progress		0	0	0	0	0	0
Available For Prosecution		94	101	164	211	63	633
Less Rejects							
Camera Malfunction	Digital Distortion	0-00%	1-01%	0-00%	0-00%	0-00%	1-00%
	Face Camera Flash	0-00%	0-00%	1-01%	3-01%	0-00%	4-01%
	Face Camera Focus Blurry	0-00%	0-00%	0-00%	2-01%	0-00%	2-00%
	Face Not in Frame	0-00%	0-00%	0-00%	1-00%	2-03%	3-00%
	Image Missing	0-00%	0-00%	0-00%	1-00%	0-00%	1-00%
	Misc Camera Issue	0-00%	0-00%	1-01%	0-00%	0-00%	1-00%
	Plate Burn Out	0-00%	0-00%	0-00%	2-01%	0-00%	2-00%
	Plate Not in Frame	0-00%	0-00%	0-00%	0-00%	4-06%	4-01%
	Rear Plate Camera Blurry	1-01%	2-02%	0-00%	2-01%	0-00%	5-01%

Generated By: BBATEMAN

Generated On: 1/23/2012 5:49:46 PM

Customer Management Report (Glendale) Redlight Incidents

01-Dec-2011 to 31-Dec-2011

Operator Id: %

	GLE-COPA-01	GLE-GLBR-01	GLE-LFSE-01	GLE-MOVE-01	GLE-SFLF-01	TOTAL
Rear Plate Flash Inappropriate	1-01%	0-00%	0-00%	7-03%	0-00%	8-01%
Rear Plate No Flash	0-00%	0-00%	0-00%	9-04%	0-00%	9-01%
Police Rejects						
Driver Unidentifiable images poor	0-00%	0-00%	6-04%	8-04%	3-05%	17-03%
Incorrect Speed	0-00%	0-00%	0-00%	0-00%	1-02%	1-00%
No Video	0-00%	1-01%	0-00%	0-00%	0-00%	1-00%
Plate Unclear	0-00%	1-01%	2-01%	0-00%	0-00%	3-00%
Sun Glare	0-00%	0-00%	1-01%	5-02%	2-03%	8-01%
Unclear Scene Image	0-00%	0-00%	3-02%	2-01%	0-00%	5-01%
Process Issues						
Too Old	0-00%	0-00%	2-01%	1-00%	0-00%	3-00%
Total	2-02%	5-05%	16-10%	43-20%	12-19%	78-12%
Approved Violations	92-98%	96-95%	148-90%	168-80%	51-81%	555-88%
Total Notices Printed	92-98%	96-95%	148-90%	168-80%	51-81%	555-88%

Generated By: BBATEMAN

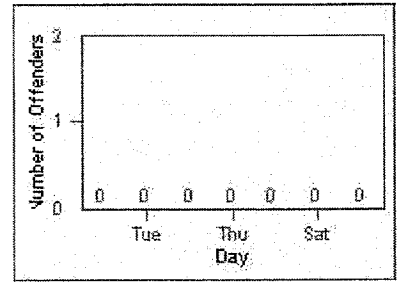
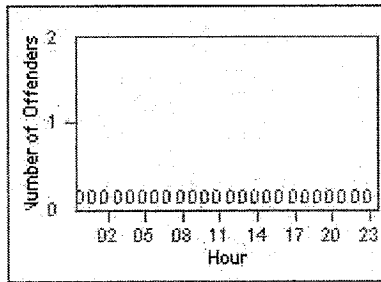
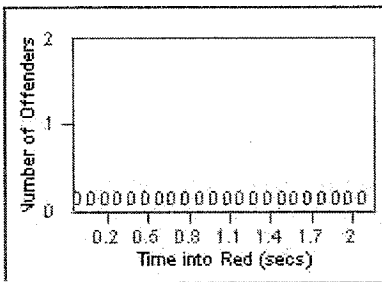
Generated On: 1/23/2012 5:49:46 PM

Redflex Redlight Offender Statistics

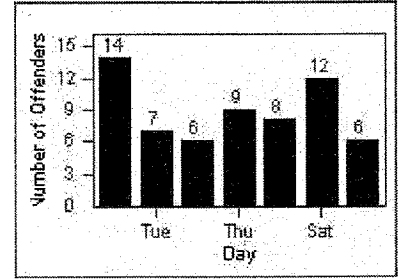
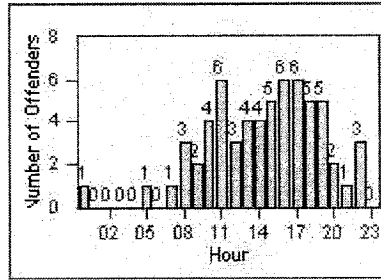
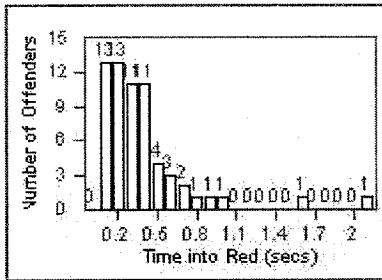
CONTRACT: Glendale LOCATION: GLE-COPA-01 Colorado St and Pacific Ave
 DATE FROM: 01-Oct-2011 DATE TO: 31-Oct-2011



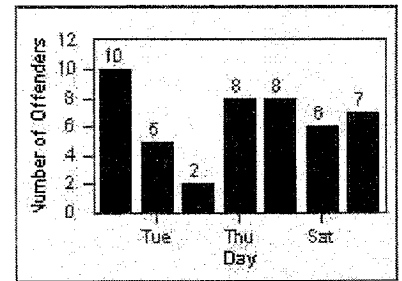
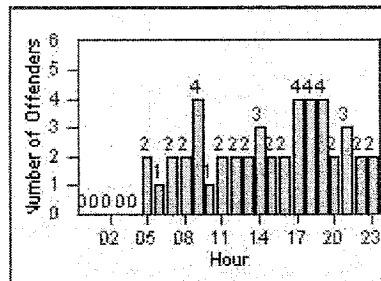
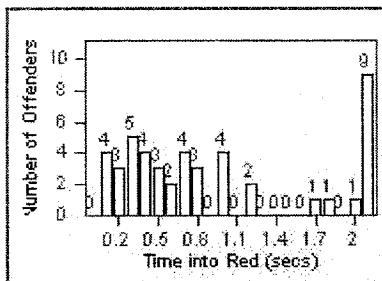
LANE 1



LANE 2



LANE 3



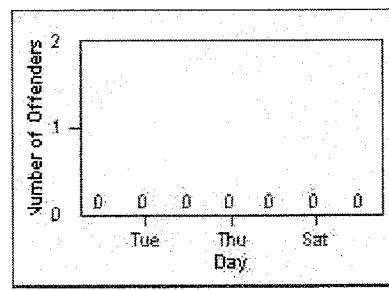
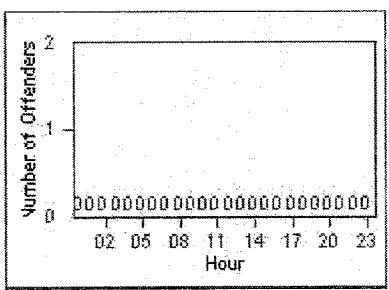
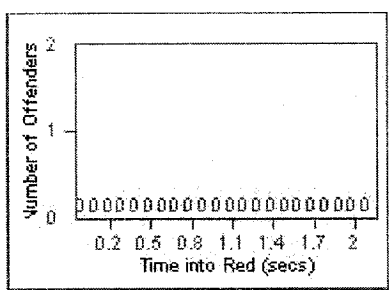
Redflex Redlight Offender Statistics

CONTRACT: Glendale
 DATE FROM: 01-Oct-2011

LOCATION: GLE-COPA-01 Colorado St and Pacific Ave
 DATE TO: 31-Oct-2011



LANE 4



LANE TOTAL

