



**REDFLEX**  
TRAFFIC SYSTEMS

## CUSTOMER MANAGEMENT SUMMARY REPORT

Customer Management Report (Hawthorne) All Detection Types

01-Oct-2010 to 31-Oct-2010

	<u>PROCESSED INCIDENTS</u>	<u>REJECTED INCIDENTS</u>	<u>IN PROGRESS</u>	<u>AVAILABLE FOR PROSECUTION</u>	<u>REJECTED VIOLATIONS</u>	<u>APPROVED VIOLATIONS</u>	<u>TOTAL NOTICES PRINTED</u>	<u>ISSUANCE RATE</u>
HA-IMFR-01	96	36	0	62	3	59	59	95%
HA-ROHI-01	361	115	0	246	13	227	227	92%
HA-HAES-03	56	27	0	29	3	26	26	90%
HA-HAIM-03	39	13	0	26	1	25	25	96%
HA-HAES-04	22	5	0	17	1	16	16	94%
HA-HIRO-01	694	300	0	394	0	394	394	100%
HA-HAIM-01	78	21	0	57	10	47	47	82%
TOTAL	1348	517	0	831	37	794	794	96%

Generated By: HJIMENEZ1

Generated On: 12/27/2011 1:34:51 PM



**REDFLEX**  
TRAFFIC SYSTEMS

## CUSTOMER MANAGEMENT SUMMARY REPORT

Customer Management Report (Hawthorne) All Detection Types

01-Jan-2011 to 31-Jan-2011

	<u>PROCESSED INCIDENTS</u>	<u>REJECTED INCIDENTS</u>	<u>IN PROGRESS</u>	<u>AVAILABLE FOR PROSECUTION</u>	<u>REJECTED VIOLATIONS</u>	<u>APPROVED VIOLATIONS</u>	<u>TOTAL NOTICES PRINTED</u>	<u>ISSUANCE RATE</u>
HA-IMFR-31	113	24	0	89	2	87	87	98%
HA-ROHI-01	286	73	0	215	62	154	154	71%
HA-HAES-03	68	19	0	49	4	45	45	92%
HA-HAIM-03	41	10	0	31	12	19	19	61%
HA-HAFS-01	46	9	0	37	6	31	31	84%
HA-HIRO-01	619	208	0	411	5	406	406	98%
HA-HAIM-01	148	92	0	56	11	45	45	80%
TOTAL	1328	440	0	888	102	787	787	88%

Generated By: HJIMENEZ1

Generated On: 12/27/2011 1:37:16 PM



**REDFLEX**  
TRAFFIC SYSTEMS

## CUSTOMER MANAGEMENT SUMMARY REPORT

Customer Management Report (Hawthorne) All Detection Types

01-Apr-2011 to 30-Apr-2011

	<u>PROCESSED</u> <u>INCIDENTS</u>	<u>REJECTED</u> <u>INCIDENTS</u>	<u>IN PROGRESS</u>	<u>AVAILABLE FOR</u> <u>PROSECUTION</u>	<u>REJECTED</u> <u>VIOLATIONS</u>	<u>APPROVED</u> <u>VIOLATIONS</u>	<u>TOTAL NOTICES</u> <u>PRINTED</u>	<u>ISSUANCE</u> <u>RATE</u>
HA-IMFR-01	96	24	0	72	13	59	59	82%
HA-ROHI-01	352	111	0	241	40	201	201	83%
HA-HAES-03	63	15	0	48	2	46	46	96%
HA-HAJM-03	51	22	0	29	10	19	19	66%
HA-HAES-01	55	17	0	38	8	30	30	79%
HA-HIRO-01	643	245	0	398	44	354	354	89%
HA-HAJM-01	108	47	0	61	12	49	49	80%
TOTAL	1358	481	0	877	128	758	758	85%

Generated By: HJIMENEZ1

Generated On: 12/27/2011 1:37:55 PM



**REDFLEX**  
TRAFFIC SYSTEMS

## CUSTOMER MANAGEMENT SUMMARY REPORT

Customer Management Report (Hawthorne) All Detection Types

01-Jul-2011 to 31-Jul-2011

	<u>PROCESSED</u> <u>INCIDENTS</u>	<u>REJECTED INCIDENTS</u>	<u>IN PROGRESS</u>	<u>AVAILABLE FOR</u> <u>PROSECUTION</u>	<u>REJECTED</u> <u>VIOLATIONS</u>	<u>APPROVED</u> <u>VIOLATIONS</u>	<u>TOTAL NOTICES</u> <u>PRINTED</u>	<u>ISSUANCE</u> <u>RATE</u>
HA-IMFR-01	101	32	0	69	5	64	64	93%
HA-ROHI-01	326	80	0	236	29	213	213	90%
HA-HAES-03	64	24	0	30	1	29	29	97%
HA-HAIM-03	28	13	0	15	2	13	13	87%
HA-HAES-01	34	14	0	20	1	19	19	95%
HA-HIRO-01	713	307	0	406	13	393	393	97%
HA-HAIM-01	137	81	0	56	15	41	41	73%
TOTAL	1393	501	0	832	80	772	772	93%

Generated By: HJIMENEZ1

Generated On: 12/27/2011 1:38:25 PM



# CUSTOMER MANAGEMENT SUMMARY REPORT

Customer Management Report (Hawthorne) All Detection Types

01-Aug-2011 to 31-Aug-2011

	<u>PROCESSED INCIDENTS</u>	<u>REJECTED INCIDENTS</u>	<u>IN PROGRESS</u>	<u>AVAILABLE FOR PROSECUTION</u>	<u>REJECTED VIOLATIONS</u>	<u>APPROVED VIOLATIONS</u>	<u>TOTAL NOTICES PRINTED</u>	<u>ISSUANCE RATE</u>
HA-IMFR-01	113	35	0	78	8	70	70	90%
HA-ROHI-01	451	129	0	322	19	303	303	94%
HA-HAES-03	77	23	0	54	2	52	52	96%
HA-HAIM-03	42	7	0	35	5	30	30	86%
HA-HAES-01	59	24	0	35	12	23	23	66%
HA-HIRO-01	385	280	0	385	13	372	372	97%
HA-HAIM-01	236	145	0	91	37	54	54	59%
TOTAL	1043	643	0	1000	96	504	504	90%

Generated By: HJIMENEZ1

Generated On: 12/27/2011 1:38:54 PM



**REDFLEX**  
TRAFFIC SYSTEMS

## CUSTOMER MANAGEMENT SUMMARY REPORT

Customer Management Report (Hawthorne) All Detection Types

01-Sep-2011 to 30-Sep-2011

	<u>PROCESSED INCIDENTS</u>	<u>REJECTED INCIDENTS</u>	<u>IN PROGRESS</u>	<u>AVAILABLE FOR PROSECUTION</u>	<u>REJECTED VIOLATIONS</u>	<u>APPROVED VIOLATIONS</u>	<u>TOTAL NOTICES PRINTED</u>	<u>ISSUANCE RATE</u>
HA-HR-01	91	18	0	73	8	65	66	89%
HA-ROI-01	579	146	0	433	13	420	420	97%
HA-HAES-03	84	30	0	54	2	52	52	96%
HA-HAIM-03	87	29	0	58	6	52	52	90%
HA-HAES-01	83	25	0	68	2	66	66	97%
HA-HIRO-01	689	257	0	432	8	424	424	98%
HA-HAIM-01	326	204	0	122	54	68	68	56%
TOTAL	1849	709	0	1240	93	1147	1147	92%

Generated By: HJIMENEZ1

Generated On: 12/27/2011 1:40:06 PM



**REDFLEX**  
TRAFFIC SYSTEMS

## CUSTOMER MANAGEMENT SUMMARY REPORT

Customer Management Report (Hawthorne) All Detection Types

01-Oct-2011 to 31-Oct-2011

	<u>PROCESSED INCIDENTS</u>	<u>REJECTED INCIDENTS</u>	<u>IN PROGRESS</u>	<u>AVAILABLE FOR PROSECUTION</u>	<u>REJECTED VIOLATIONS</u>	<u>APPROVED VIOLATIONS</u>	<u>TOTAL NOTICES PRINTED</u>	<u>ISSUANCE RATE</u>
HA-IMFR-01	104	26	0	78	0	78	78	100%
HA-ROI II-01	526	133	0	402	31	371	371	92%
HA-HAES-03	94	27	0	67	3	64	64	96%
HA-HAIM-03	76	28	0	50	8	42	42	84%
HA-HAES-01	100	19	0	81	18	63	63	78%
HA-HIRO-01	854	260	0	604	30	574	574	95%
HA-HAIM-01	239	133	0	106	18	88	88	63%
TOTAL	2002	614	0	1388	108	1280	1280	92%

Generated By: HJIMENEZ1

Generated On: 12/27/2011 1:40:38 PM



**REDFLEX**  
TRAFFIC SYSTEMS

## CUSTOMER MANAGEMENT SUMMARY REPORT

Customer Management Report (Hawthorne) All Detection Types

01-Nov-2011 to 30-Nov-2011

	<u>PROCESSED INCIDENTS</u>	<u>REJECTED INCIDENTS</u>	<u>IN PROGRESS</u>	<u>AVAILABLE FOR PROSECUTION</u>	<u>REJECTED VIOLATIONS</u>	<u>APPROVED VIOLATIONS</u>	<u>TOTAL NOTICES PRINTED</u>	<u>ISSUANCE RATE</u>
HA-IMFR-01	111	13	0	98	0	98	98	100%
HA-ROHI-01	577	152	0	525	102	423	423	81%
HA-HAHS-03	90	24	0	66	2	64	64	97%
HA-HAIM-03	59	20	0	49	12	37	37	76%
HA-HAES-01	84	14	0	70	2	68	68	97%
HA-HIRO-01	858	216	0	453	7	446	446	98%
HA-HAIM-01	158	91	0	67	8	59	59	89%
TOTAL	1858	530	0	1328	133	1195	1195	93%

Generated By: HJIMENEZ1

Generated On: 12/27/2011 1:41:05 PM





**REDFLEX**  
TRAFFIC SYSTEMS

## CUSTOMER MANAGEMENT SUMMARY REPORT

Customer Management Report (Hawthorne) All Detection Types

01-Dec-2011 to 31-Dec-2011

	<u>PROCESSED INCIDENTS</u>	<u>REJECTED INCIDENTS</u>	<u>IN PROGRESS</u>	<u>AVAILABLE FOR PROSECUTION</u>	<u>REJECTED VIOLATIONS</u>	<u>APPROVED VIOLATIONS</u>	<u>TOTAL NOTICES PRINTED</u>	<u>ISSUANCE RATE</u>
HA-IMFR-01	97	8	29	60	1	59	59	98%
HA-ROHI-01	672	139	123	410	137	273	273	67%
HA-HAES-03	83	17	8	58	7	51	51	88%
HA-HAIM-03	75	18	14	43	19	24	24	56%
HA-HAES-01	94	18	25	51	4	47	47	92%
HA-HIRO-01	781	164	203	304	15	379	379	96%
HA-HAIM-01	188	61	47	80	15	65	65	81%
TOTAL	1970	425	449	1096	198	898	898	82%

Generated By: HJIMENEZ1

Generated On: 12/27/2011 1:41:41 PM

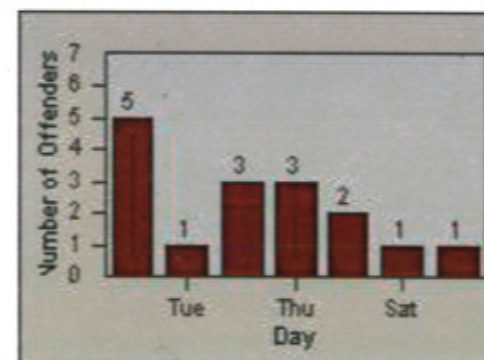
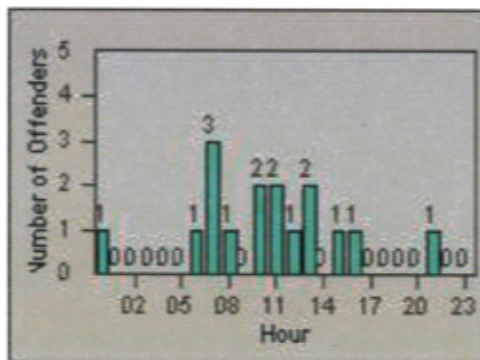
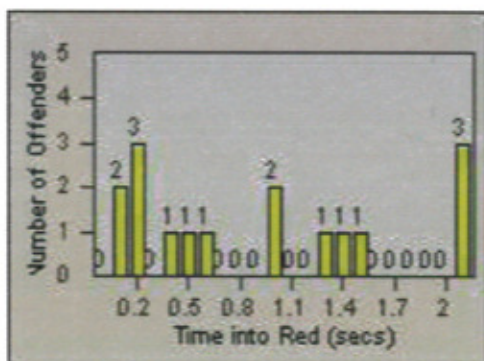
# Redflex Redlight Offender Statistics

CONTRACT: Hawthorne  
 DATE FROM: 01-Oct-2011

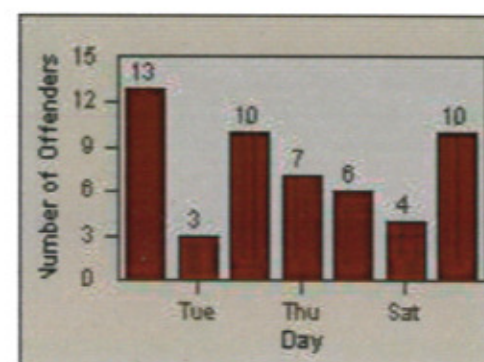
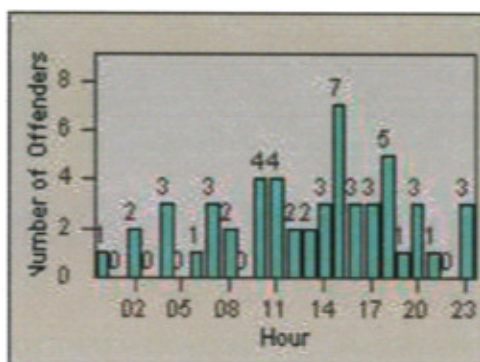
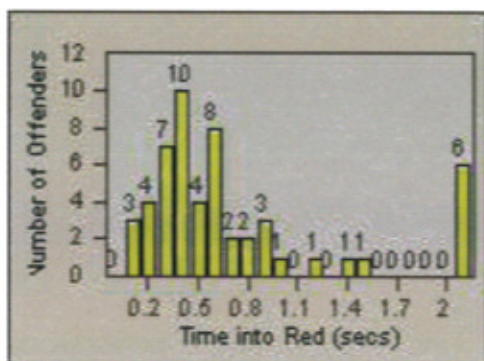
LOCATION: HA-IMFR-01 Intersection Imperial  
 DATE TO: 31-Oct-2011



LANE 1



LANE 2

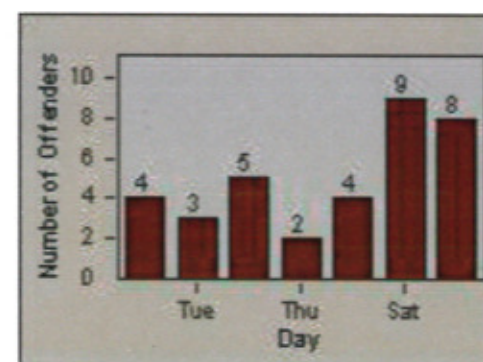
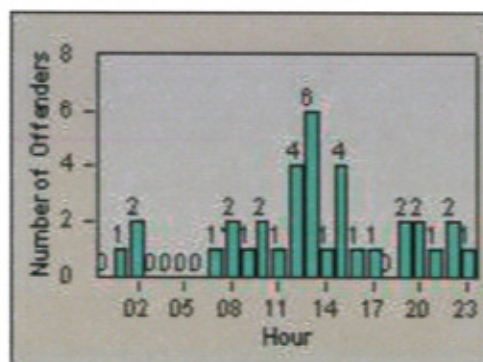
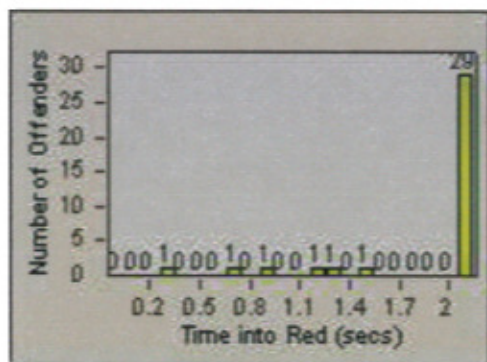


LANE 3

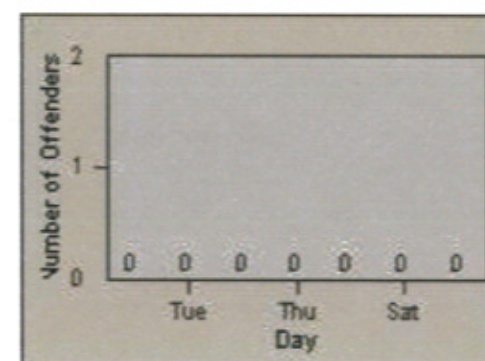
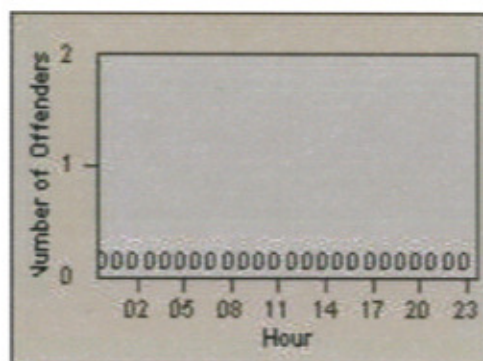
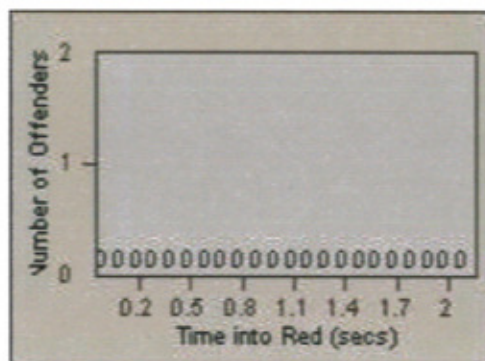
# Redflex Redlight Offender Statistics

CONTRACT: Hawthorne  
 DATE FROM: 01-Oct-2011

LOCATION: HA-IMFR-01 Intersection Imperial  
 DATE TO: 31-Oct-2011



LANE 4

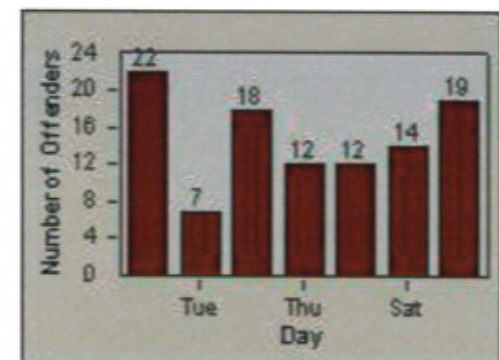
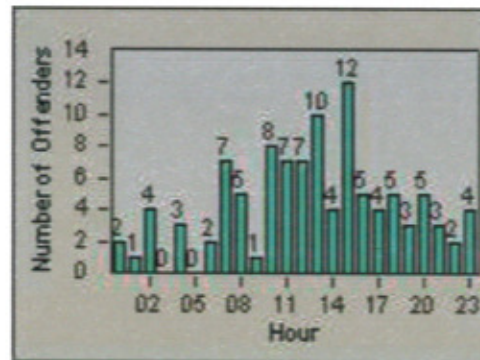
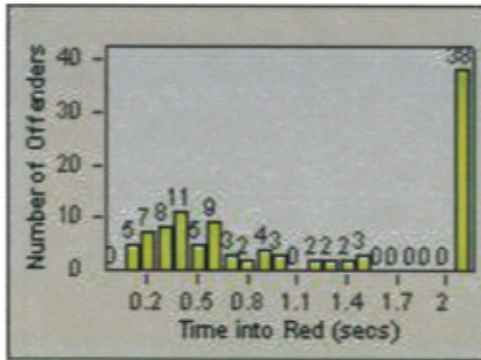


LANE TOTAL

# Redflex Redlight Offender Statistics

CONTRACT: Hawthorne  
 DATE FROM: 01-Oct-2011

LOCATION: HA-IMFR-01 Intersection Imperial  
 DATE TO: 31-Oct-2011





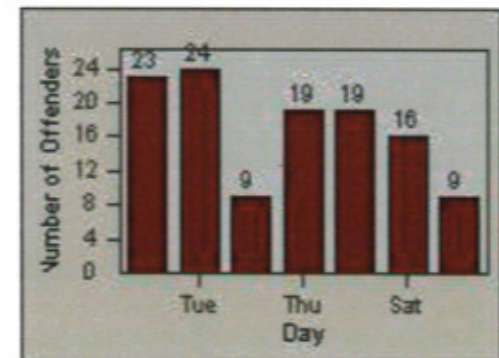
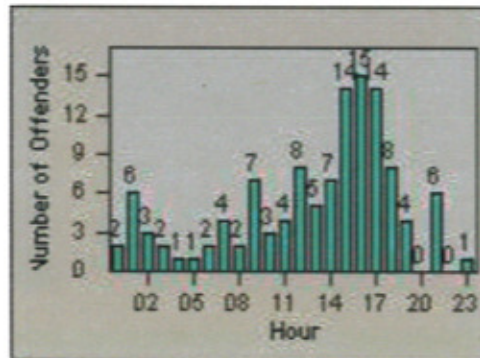
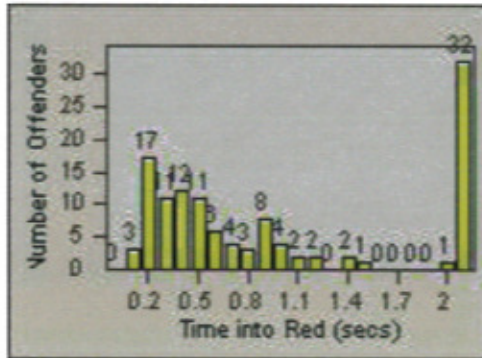
# Redflex Redlight Offender Statistics

CONTRACT: Hawthorne  
 DATE FROM: 01-Oct-2011

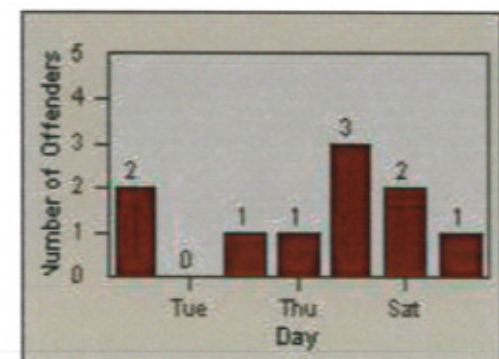
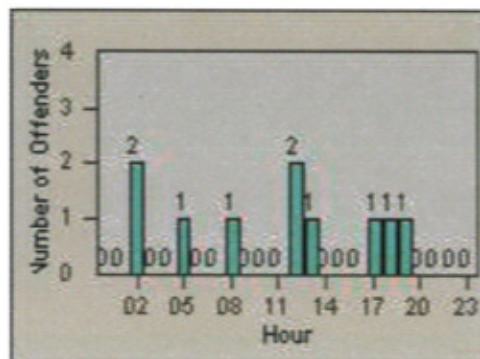
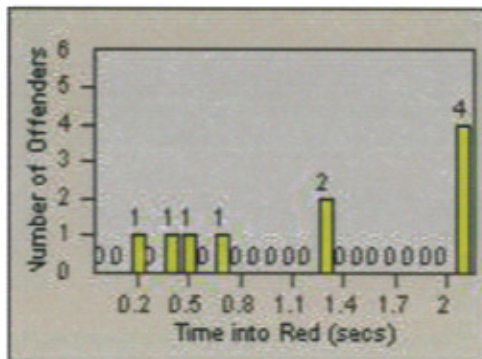
LOCATION: HA-HAIM-01 Intersection Hawthorne  
 DATE TO: 31-Oct-2011



LANE 1



LANE 2

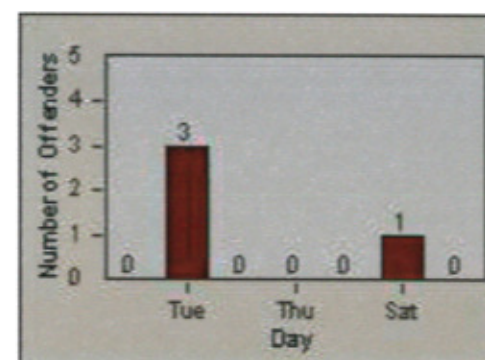
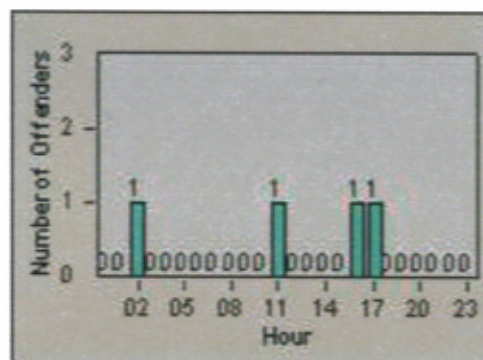
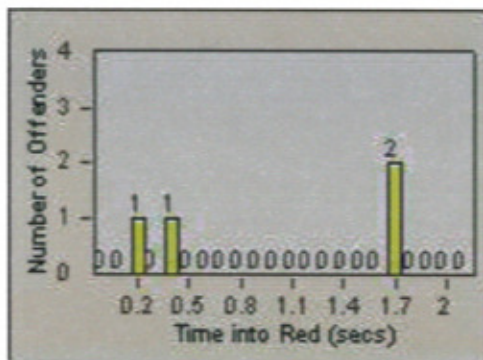


LANE 3

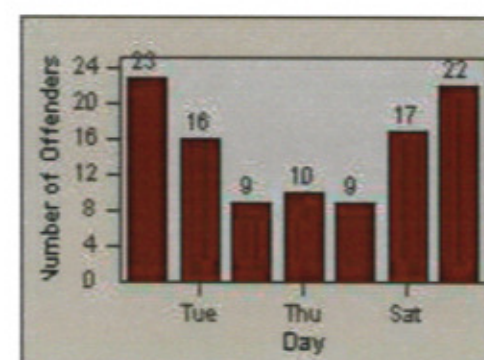
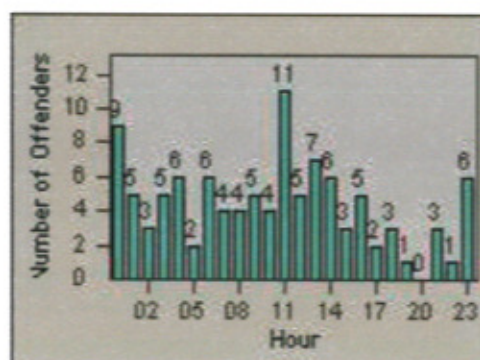
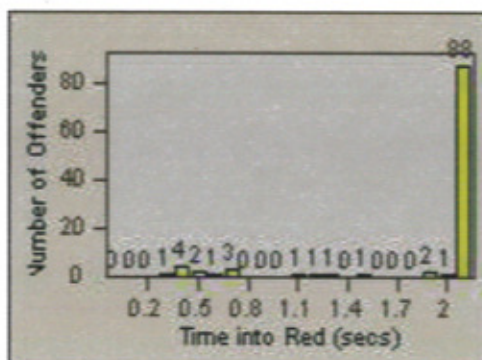
# Redflex Redlight Offender Statistics

CONTRACT: Hawthorne  
 DATE FROM: 01-Oct-2011

LOCATION: HA-HAIM-01 Intersection Hawthorne  
 DATE TO: 31-Oct-2011



LANE 4

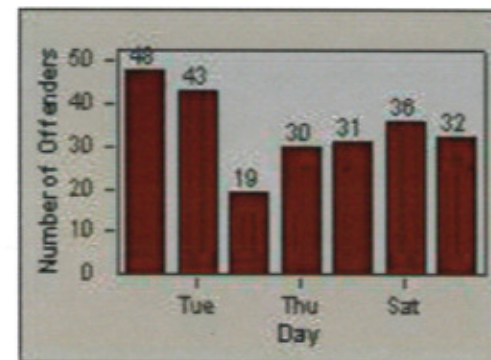
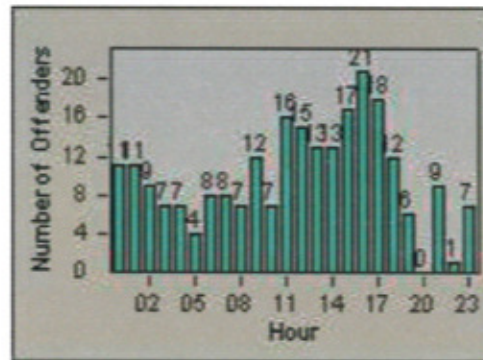
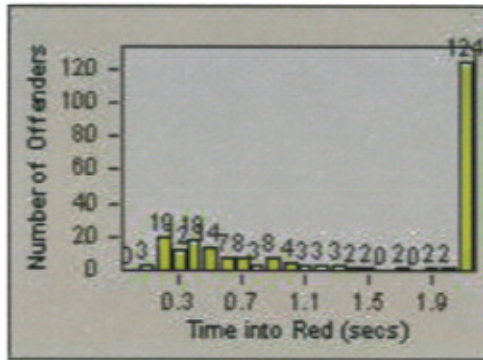


LANE TOTAL

# Redflex Redlight Offender Statistics

CONTRACT: Hawthorne  
 DATE FROM: 01-Oct-2011

LOCATION: HA-HAIM-01 Intersection Hawthorne  
 DATE TO: 31-Oct-2011





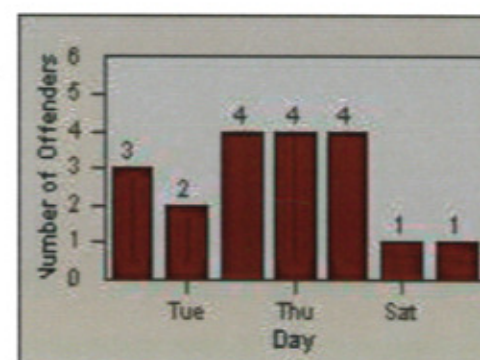
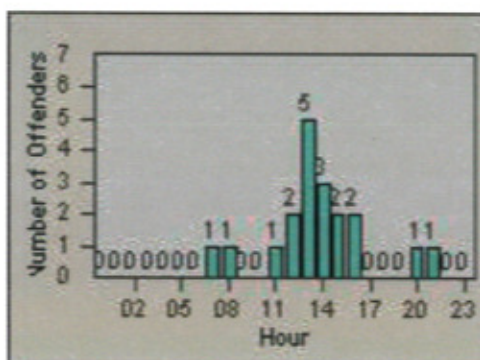
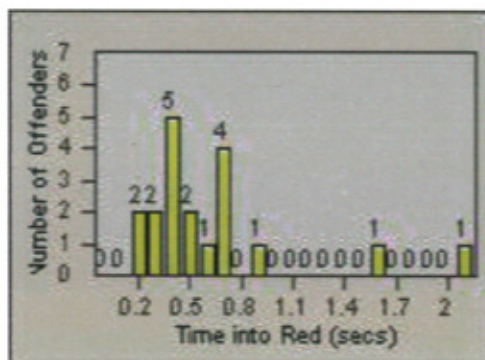
# Redflex Redlight Offender Statistics

CONTRACT: Hawthorne  
DATE FROM: 01-Oct-2011

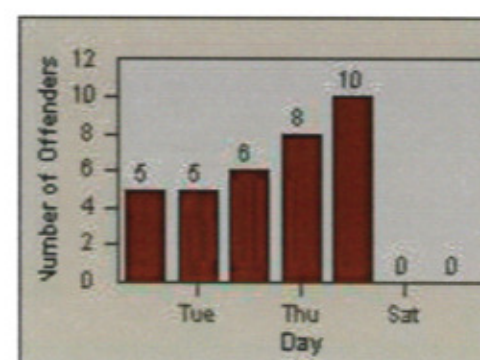
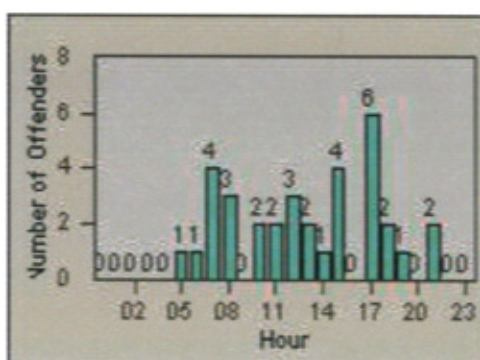
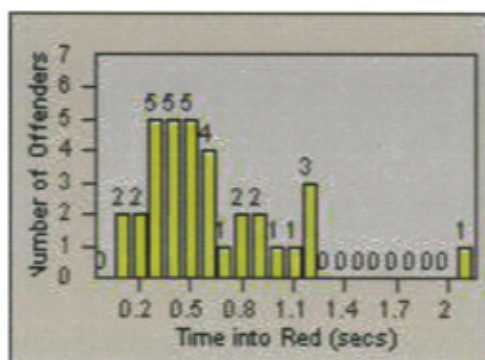
LOCATION: HA-HAIM-03 Intersection Hawthorne  
DATE TO: 31-Oct-2011



LANE 1



LANE 2



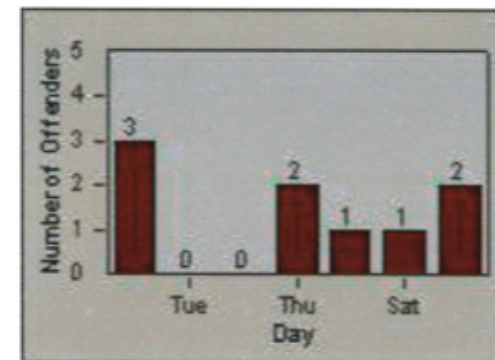
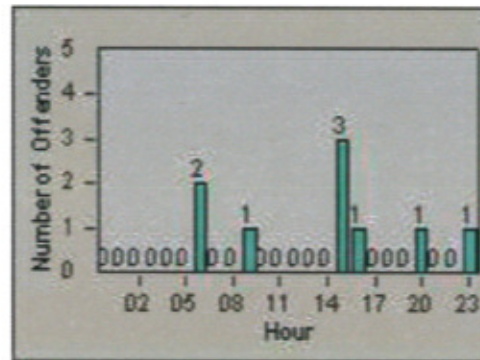
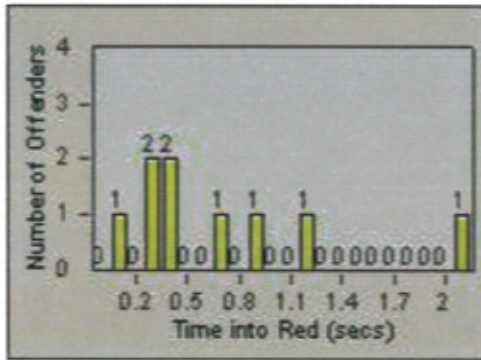
LANE 3



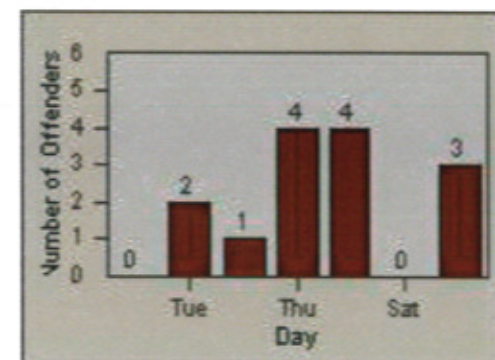
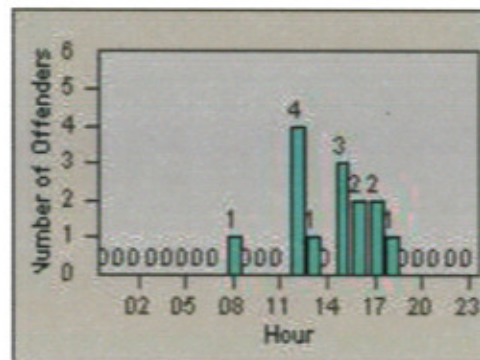
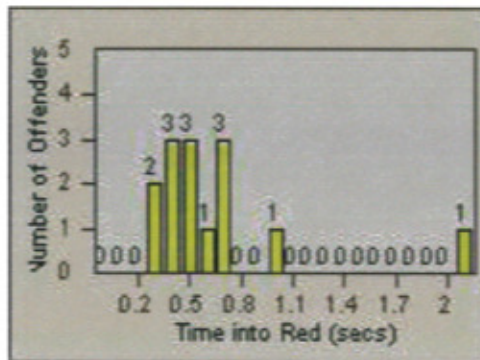
# Redflex Redlight Offender Statistics

CONTRACT: Hawthorne  
 DATE FROM: 01-Oct-2011

LOCATION: HA-HAIM-03 Intersection Hawthorne  
 DATE TO: 31-Oct-2011



LANE 4

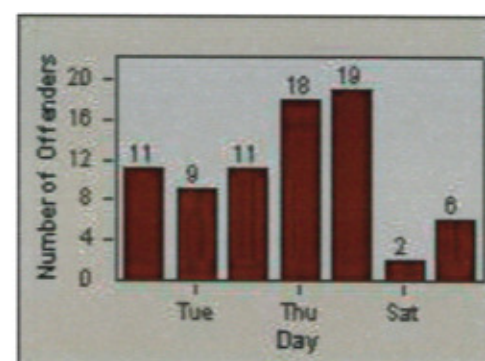
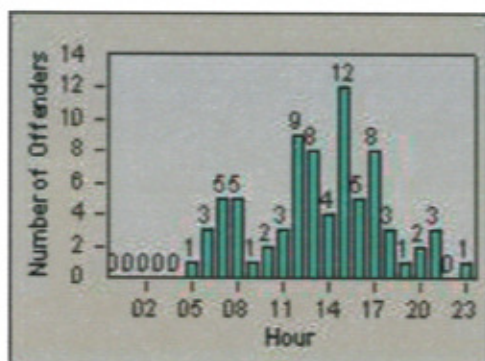
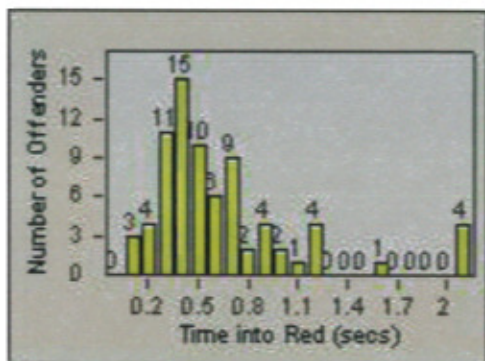


LANE TOTAL

# Redflex Redlight Offender Statistics

CONTRACT: Hawthorne  
 DATE FROM: 01-Oct-2011

LOCATION: HA-HAIM-03 Intersection Hawthorne  
 DATE TO: 31-Oct-2011



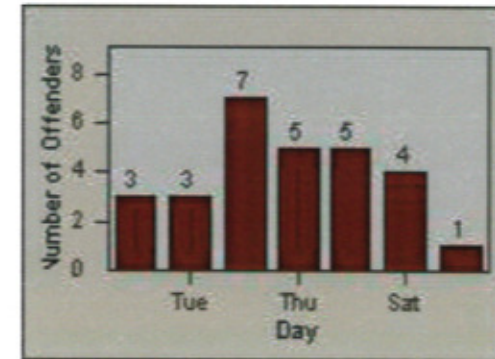
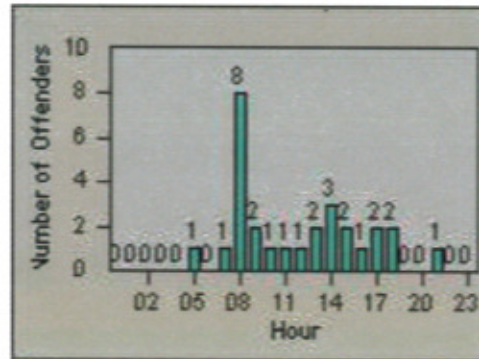
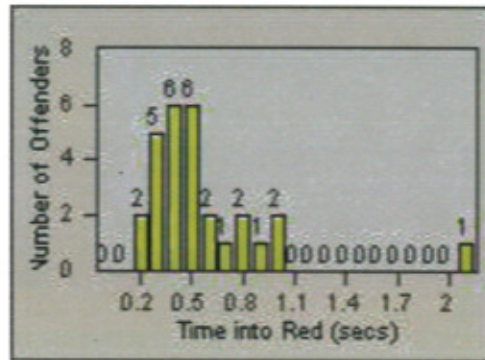
# Redflex Redlight Offender Statistics

CONTRACT: Hawthorne  
DATE FROM: 01-Oct-2011

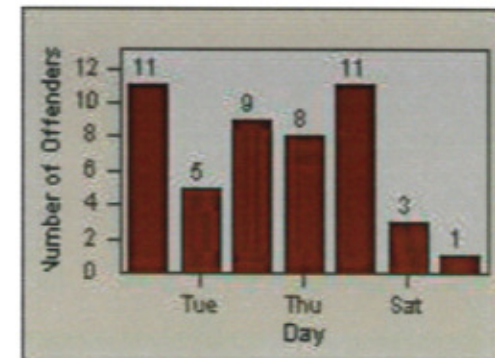
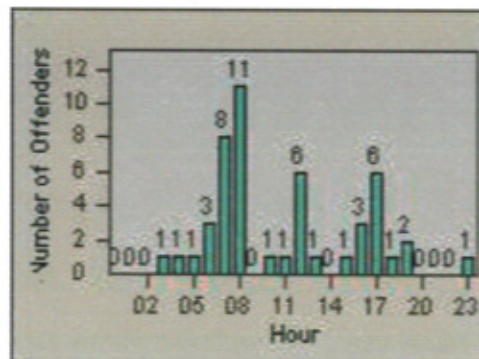
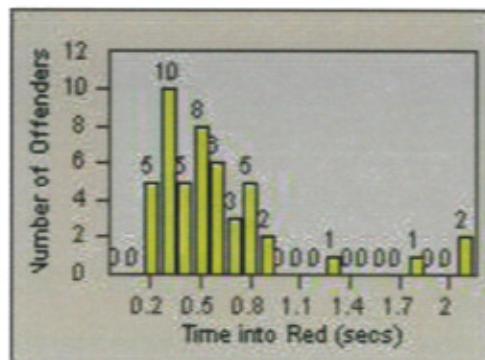
LOCATION: HA-HAES-03 Hawthorne Blvd  
DATE TO: 31-Oct-2011



LANE 1



LANE 2



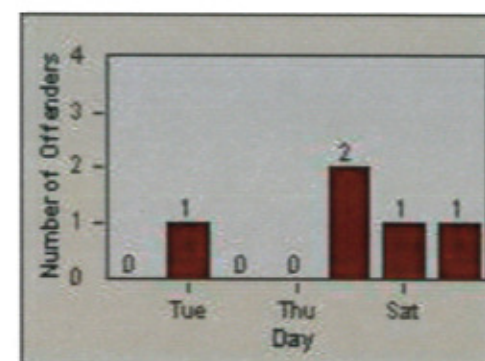
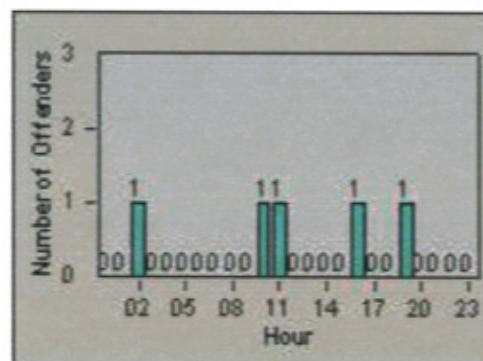
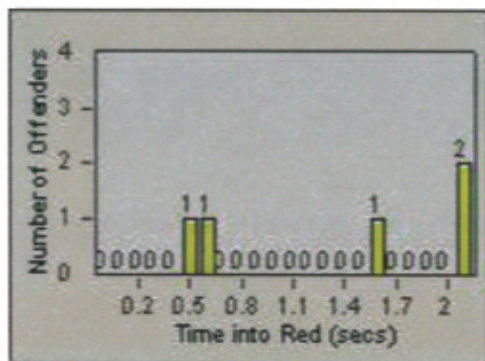
LANE 3



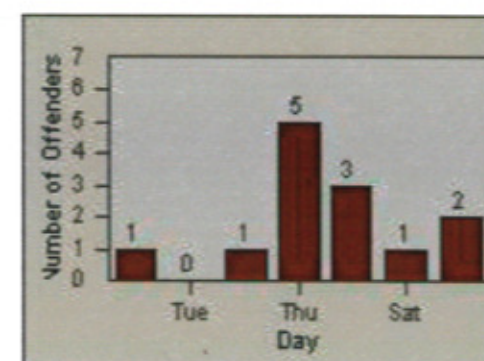
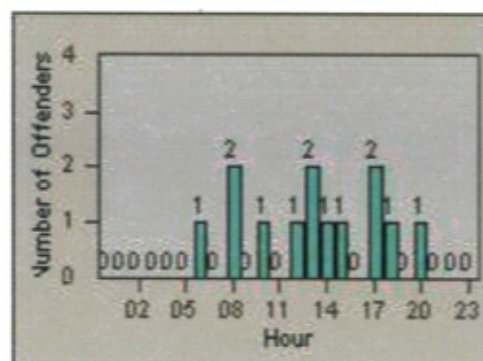
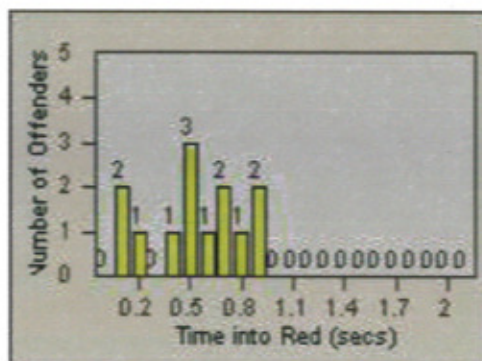
# Redflex Redlight Offender Statistics

CONTRACT: Hawthorne  
DATE FROM: 01-Oct-2011

LOCATION: HA-HAES-03 Hawthorne Blvd  
DATE TO: 31-Oct-2011



LANE 4

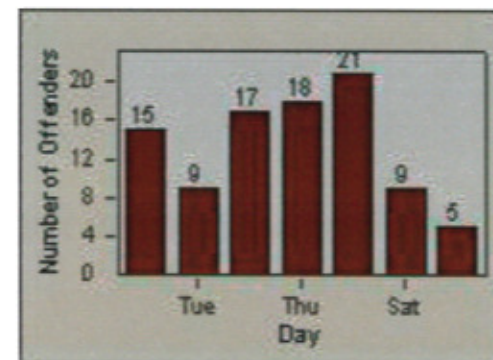
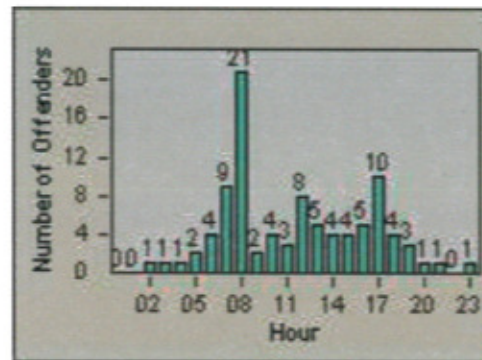
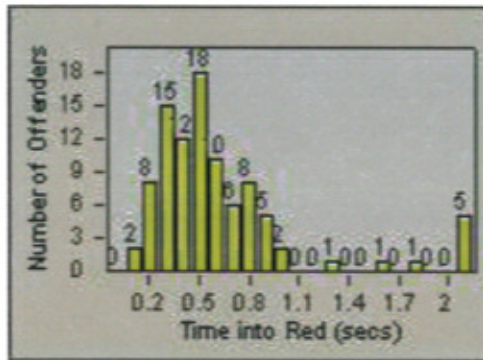


LANE TOTAL

# Redflex Redlight Offender Statistics

CONTRACT: Hawthorne  
 DATE FROM: 01-Oct-2011

LOCATION: HA-HAES-03 Hawthorne Blvd  
 DATE TO: 31-Oct-2011



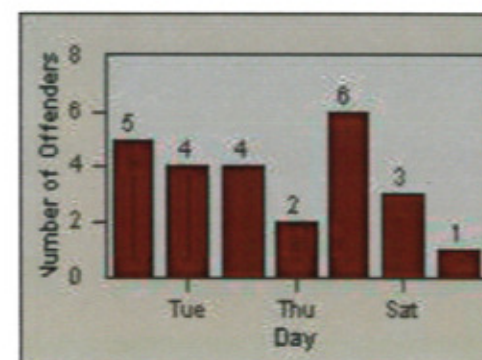
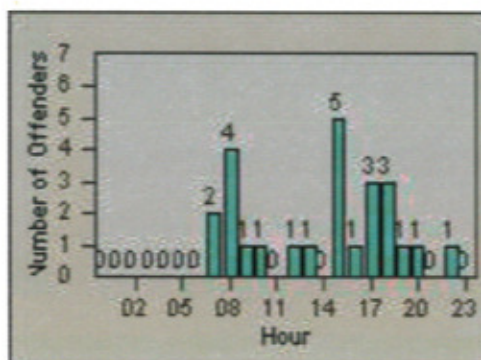
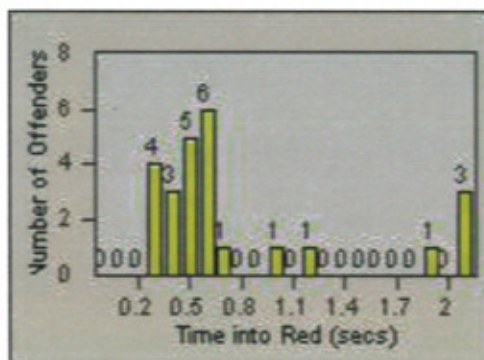
# Redflex Redlight Offender Statistics

CONTRACT: Hawthorne  
DATE FROM: 01-Oct-2011

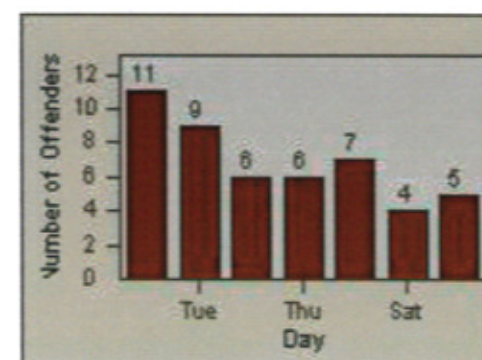
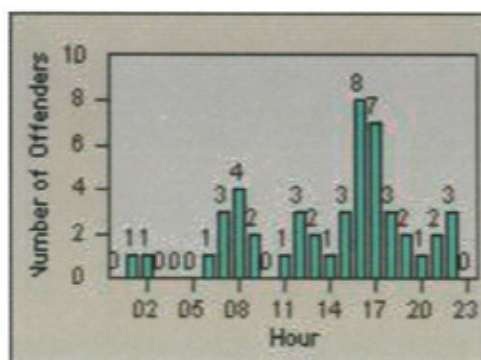
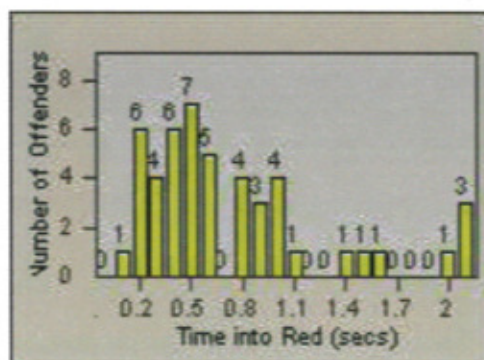
LOCATION: HA-HAES-01 Hawthorne Blvd  
DATE TO: 31-Oct-2011



LANE 1



LANE 2



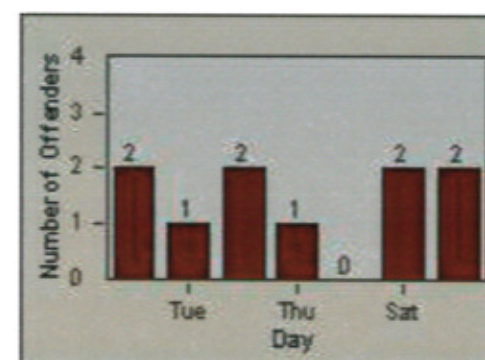
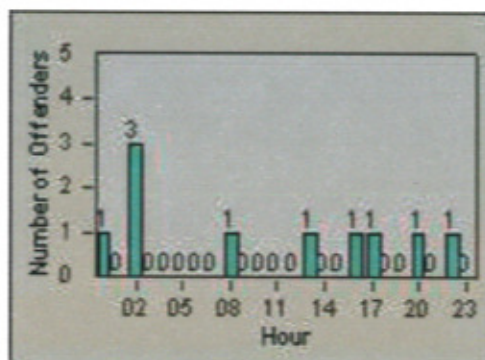
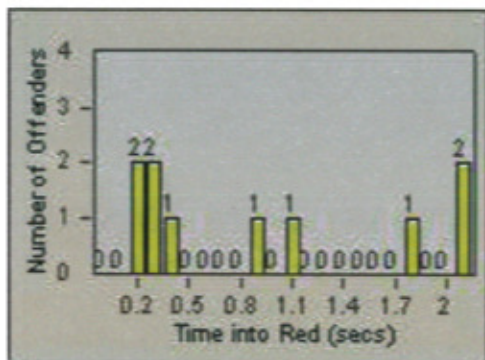
LANE 3



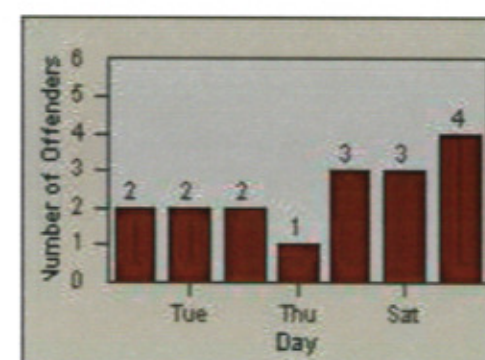
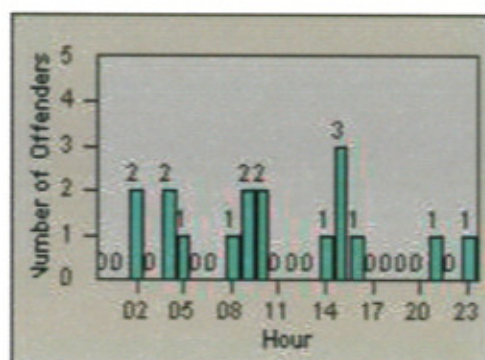
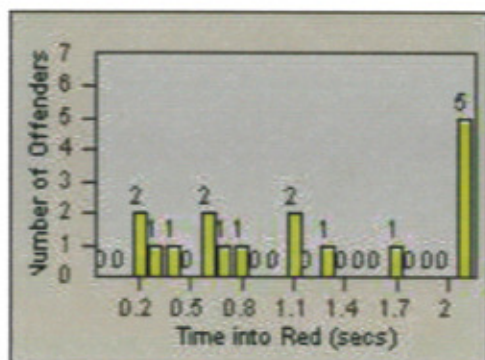
# Redflex Redlight Offender Statistics

CONTRACT: Hawthorne  
 DATE FROM: 01-Oct-2011

LOCATION: HA-HAES-01 Hawthorne Blvd  
 DATE TO: 31-Oct-2011



LANE 4

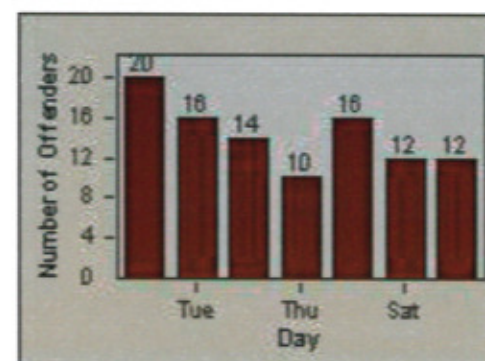
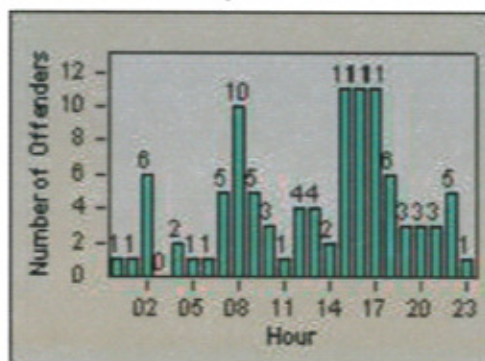
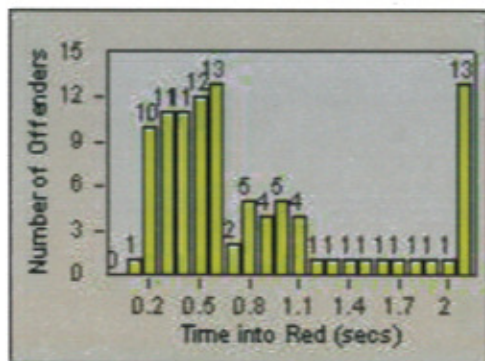


LANE TOTAL

# Redflex Redlight Offender Statistics

CONTRACT: Hawthorne  
 DATE FROM: 01-Oct-2011

LOCATION: HA-HAES-01 Hawthorne Blvd  
 DATE TO: 31-Oct-2011





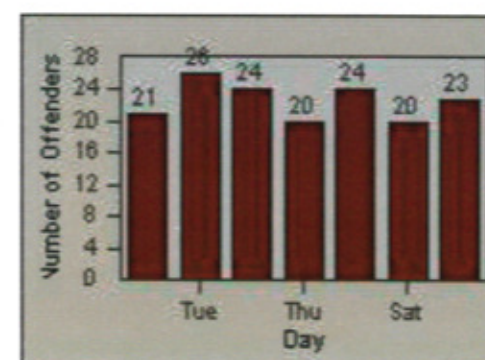
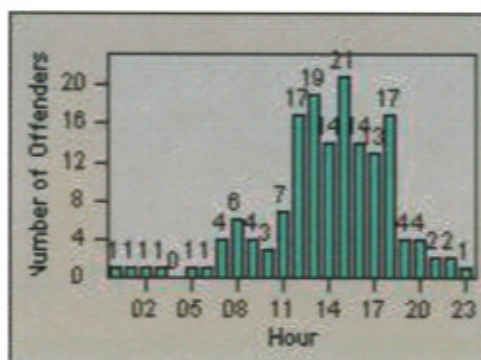
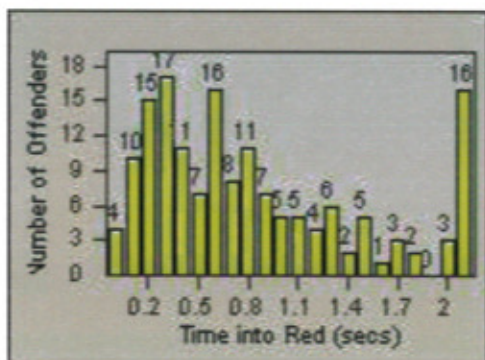
# Redflex Redlight Offender Statistics

CONTRACT: Hawthorne  
DATE FROM: 01-Oct-2011

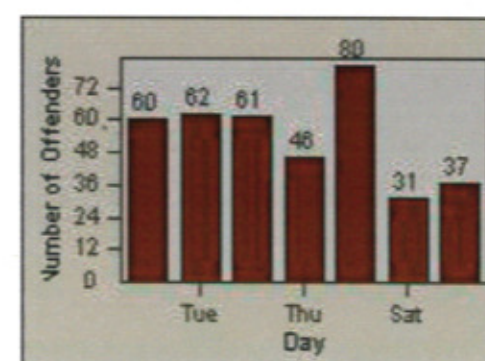
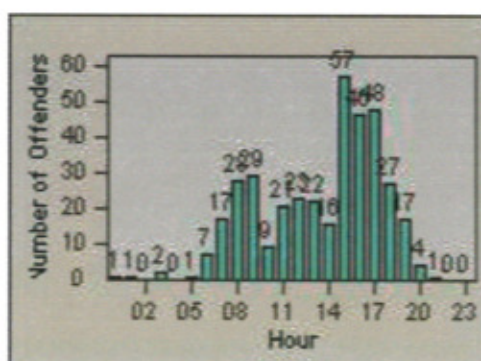
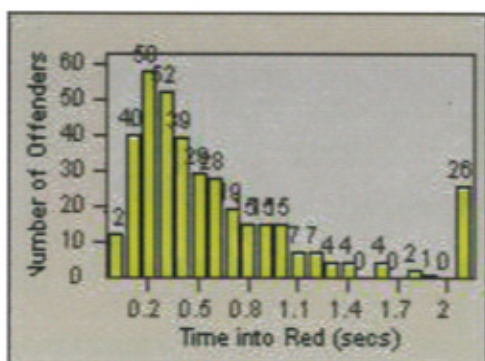
LOCATION: HA-ROHI-01 Rosecrans  
DATE TO: 31-Oct-2011



LANE 1



LANE 2

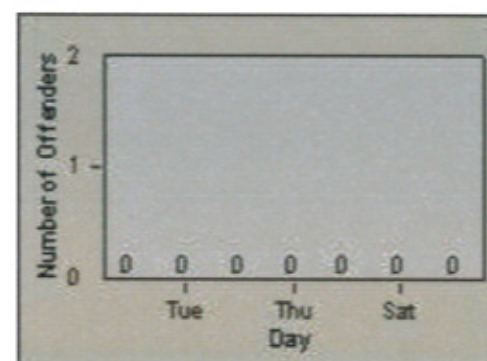
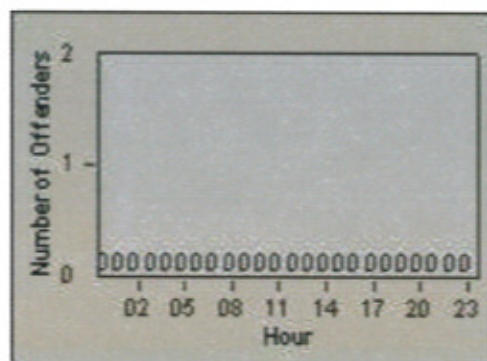
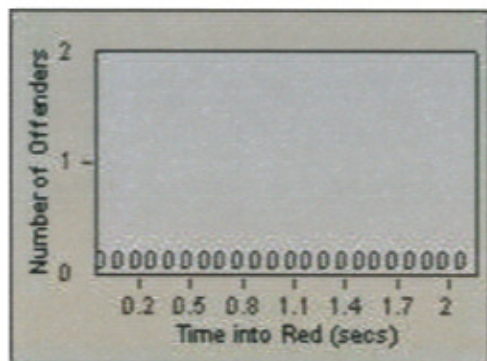


LANE 3

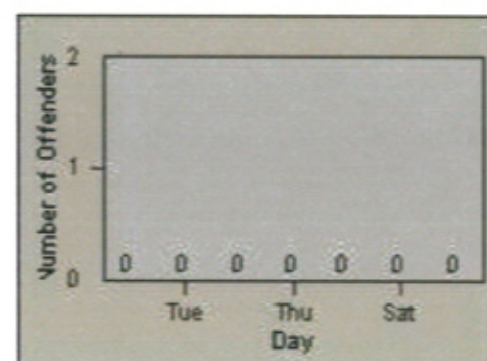
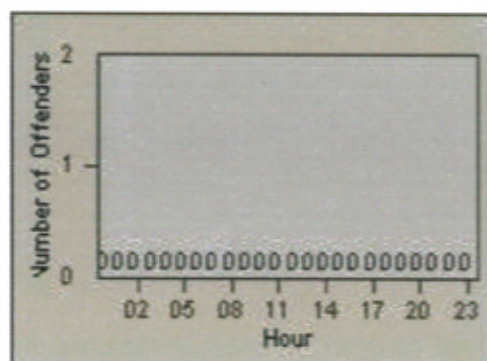
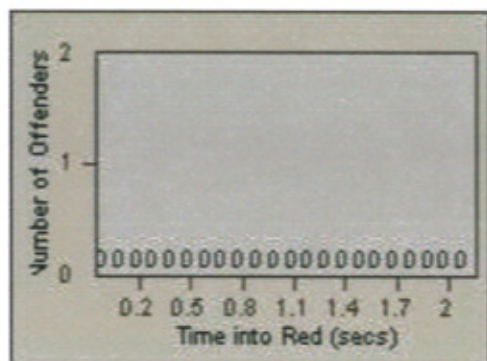
# Redflex Redlight Offender Statistics

CONTRACT: Hawthorne  
DATE FROM: 01-Oct-2011

LOCATION: HA-ROHI-01 Rosecrans  
DATE TO: 31-Oct-2011



## LANE 4

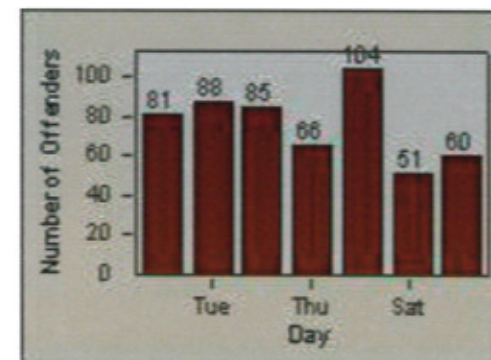
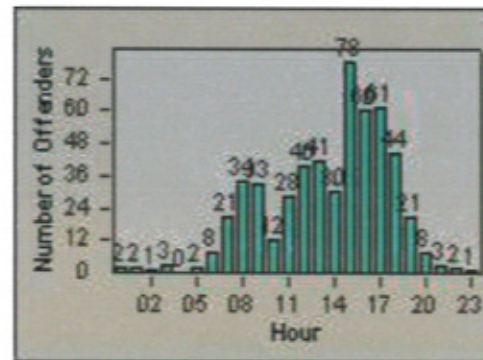
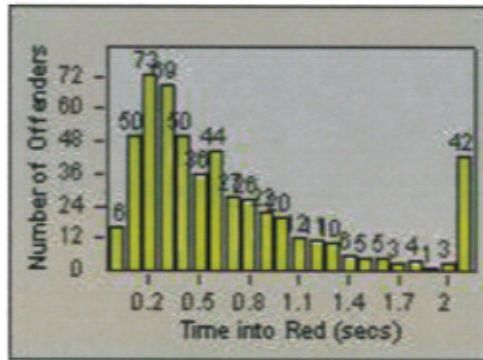


## LANE TOTAL

# Redflex Redlight Offender Statistics

CONTRACT: Hawthorne  
 DATE FROM: 01-Oct-2011

LOCATION: HA-ROHI-01 Rosecrans  
 DATE TO: 31-Oct-2011





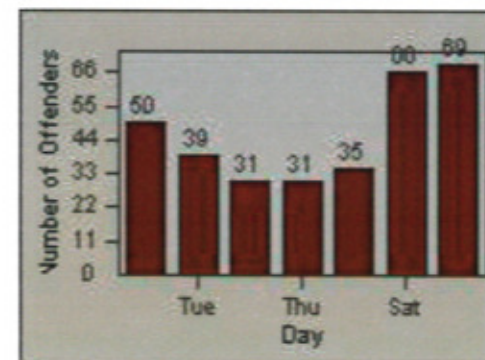
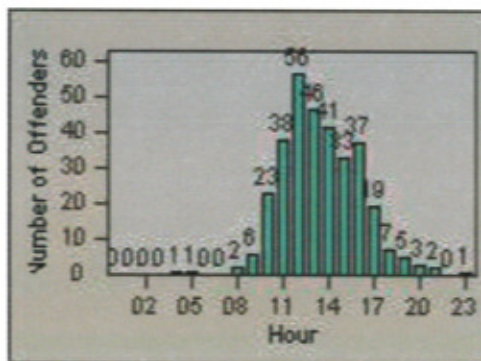
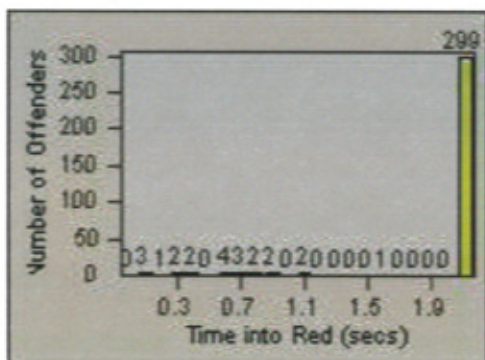
# Redflex Redlight Offender Statistics

CONTRACT: Hawthorne  
 DATE FROM: 01-Oct-2011

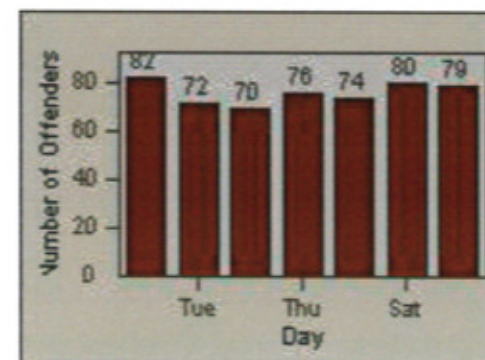
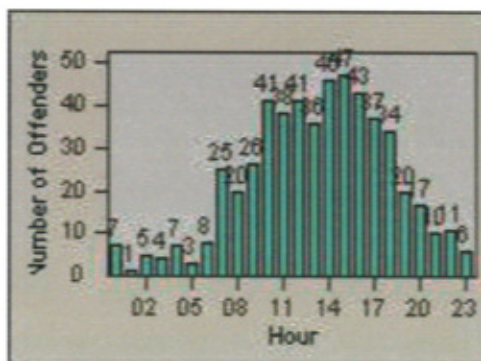
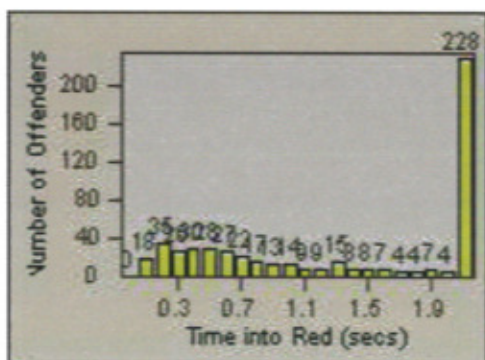
LOCATION: HA-HIRO-01 Hindry  
 DATE TO: 31-Oct-2011



LANE 1



LANE 2

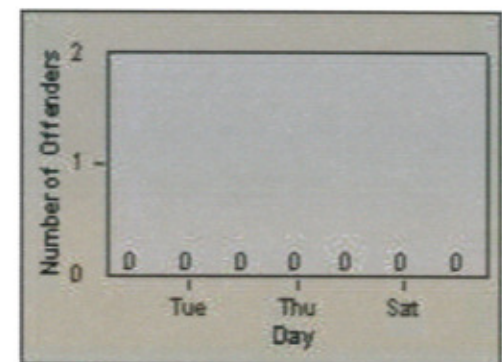
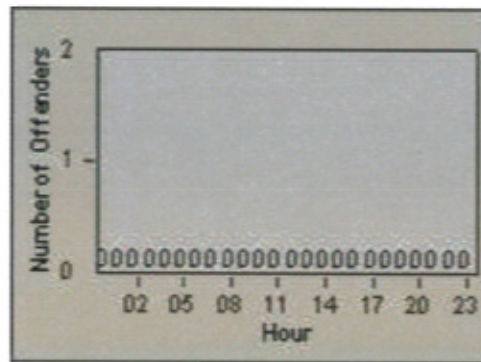
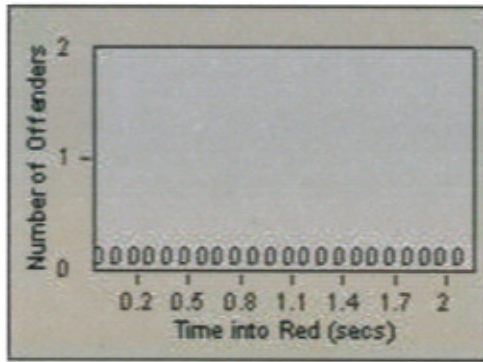


LANE 3

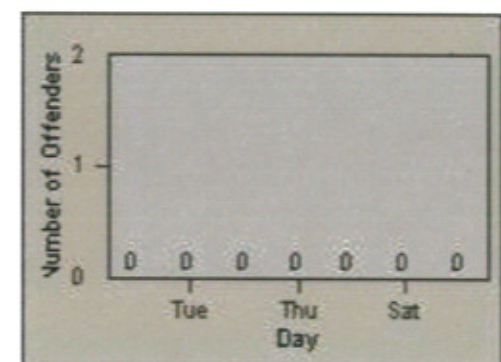
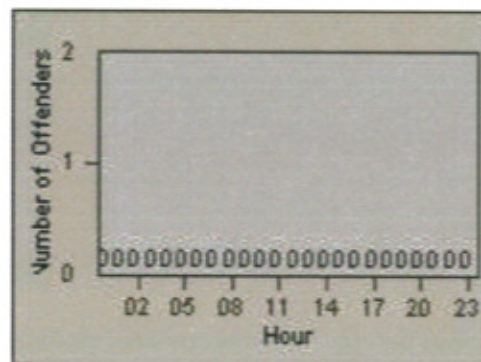
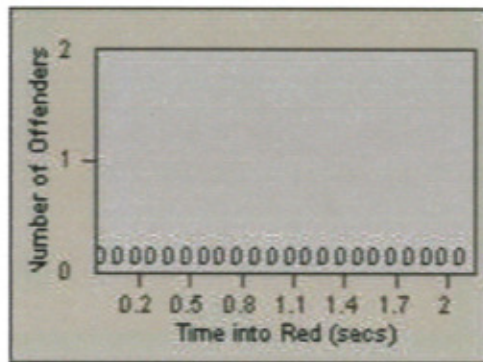
# Redflex Redlight Offender Statistics

CONTRACT: Hawthorne  
DATE FROM: 01-Oct-2011

LOCATION: HA-HIRO-01 Hindry  
DATE TO: 31-Oct-2011



## LANE 4



## LANE TOTAL

# Redflex Redlight Offender Statistics

CONTRACT: Hawthorne  
 DATE FROM: 01-Oct-2011

LOCATION: HA-HIRO-01 Hindry  
 DATE TO: 31-Oct-2011

