

Customer Management Report (Menlo Park) All Detection Types

01-May-2009 to 31-May-2009

Operator Id: %

	MEN-BAWI-0	MEN-ECRA-	MEN-ECRA-	MEN-ECVA-0	TOTAL
Total Violations	191	278	344	289	1102
Less Uncontrollable Factors					
Sub Total Violations	118	226	229	200	773
Less in Progress	0	0	0	0	0
Available For Prosecution	118	226	229	200	773
Less Rejects					
Camera	3-03%	0-00%	0-00%	6-03%	9-01%
Malfunction					
Face Not in Frame	2-02%	1-00%	0-00%	1-00%	4-01%
Image Missing	0-00%	30-13%	0-00%	0-00%	30-04%
Misc Camera Issue	0-00%	5-02%	0-00%	0-00%	5-01%
Rear Plate Camera Blurry	0-00%	2-01%	0-00%	1-00%	3-00%
Driver Unidentifiable images poor	16-14%	3-01%	5-02%	8-04%	32-04%
Police					
Rejects					
Red-light not visible in	3-03%	9-04%	6-03%	11-06%	29-04%
Sun Glare	3-03%	0-00%	1-00%	1-00%	5-01%
Vehicle On or Passed Stop Line	0-00%	0-00%	1-00%	0-00%	1-00%
Too Old	2-02%	0-00%	0-00%	0-00%	2-00%
Process					
Issues					
Total	29-25%	50-22%	13-06%	28-14%	120-16%

Notices Printed

89-75%

178-78%

218-84%

172-88%

653-84%

Customer Management Report (Menlo Park) All Detection Types

01-Jun-2009 to 30-Jun-2009

Operator Id: %

	MEN-BAWI-0	MEN-ECRA-	MEN-ECRA-	MEN-ECVA-0	TOTAL
Total Violations	192	256	362	408	1218
Less Uncontrollable Factors					
Sub Total Violations	137	202	248	236	823
Less in Progress	0	0	0	0	0
Available For Prosecution	137	202	248	236	823
Less Rejects					
Camera	6-04%	4-02%	1-00%	4-02%	15-02%
Malfunction					
Image Missing	0-00%	14-07%	0-00%	0-00%	14-02%
Misc Camera Issue	0-00%	2-01%	0-00%	0-00%	2-00%
Plate Not in Frame	0-00%	0-00%	1-00%	0-00%	1-00%
Driver Unidentifiable images poor	12-09%	2-01%	5-02%	10-04%	29-04%
Police					
Rejects					
Red-light not visible in	0-00%	8-04%	22-09%	15-06%	45-05%
Sun Glare	0-00%	1-00%	3-01%	4-02%	8-01%
Vehicle On or Passed Stop Line	0-00%	0-00%	0-00%	1-00%	1-00%
Too Old	2-01%	1-00%	3-01%	0-00%	6-01%
Process					
Issues					
Total	20-15%	32-16%	35-14%	34-14%	121-15%
Notices Printed	117-65%	170-84%	213-86%	202-86%	702-85%

Customer Management Report (Menlo Park) All Detection Types

01-Jul-2009 to 31-Jul-2009

Operator Id: %

	MEN-BAWI-0	MEN-ECRA-	MEN-ECRA-	MEN-ECVA-0	TOTAL
Total Violations	214	223	266	174	877
Less Uncontrollable Factors					
Less Rejects					
Camera	7-05%	0-00%	0-00%	0-00%	7-01%
Malfunction	7-05%	2-01%	1-01%	0-00%	10-02%
Face Not in Frame	0-00%	15-09%	0-00%	0-00%	15-02%
Image Missing	0-00%	0-00%	1-01%	0-00%	1-00%
Plate Not in Frame	0-00%	1-01%	1-01%	0-00%	2-00%
Rear Plate Camera Blurry	16-11%	0-00%	7-04%	8-07%	31-05%
Driver Unidentifiable images poor					
Police					
Rejects	0-00%	13-08%	13-07%	8-07%	34-05%
Red-light not visible in	2-01%	0-00%	8-04%	5-04%	15-02%
Sun Glare	1-01%	0-00%	0-00%	0-00%	1-00%
Vehicle On or Passed Stop Line	0-00%	0-00%	1-01%	3-02%	4-01%
Too Old	33-22%	31-18%	32-18%	24-20%	120-19%
Process					
Issues					
Total	114-78%	142-82%	150-82%	96-80%	502-81%
Notices Printed					

Customer Management Report (Menlo Park) All Detection Types

01-Aug-2009 to 30-Aug-2009

Operator Id: %

	MEN-BAWI-0	MEN-ECRA-	MEN-ECRA-	MEN-ECVA-0	TOTAL
Total Violations	219	205	267	218	909
Less Uncontrollable Factors					
Available For Prosecution	163	162	168	108	601
Less Rejects					
Camera Face Camera Focus Blurry	13-08%	0-00%	0-00%	0-00%	13-02%
Malfunction					
Face Not in Frame	18-11%	4-02%	0-00%	0-00%	22-04%
Image Missing	0-00%	17-10%	0-00%	0-00%	17-03%
Misc Camera Issue	0-00%	0-00%	1-01%	0-00%	1-00%
Plate Not in Frame	0-00%	0-00%	3-02%	0-00%	3-00%
Driver Unidentifiable images poor	4-02%	0-00%	0-00%	4-04%	8-01%
Police Rejects					
Plate Unclear	0-00%	0-00%	0-00%	1-01%	1-00%
Red-light not visible in	0-00%	17-10%	6-04%	3-03%	26-04%
Sun Glare	0-00%	2-01%	1-01%	0-00%	3-00%
Too Old	2-01%	1-01%	4-02%	4-04%	11-02%
Process Issues					
Total	37-23%	41-25%	15-09%	12-11%	105-17%
Notices Printed	126-77%	121-75%	153-91%	96-89%	486-83%

Customer Management Report (Menlo Park) All Detection Types

Operator Id: %

	MEN-BAWI-0	MEN-ECRA-	MEN-ECRA-	MEN-ECVA-0	TOTAL
Total Violations	208	195	222	247	872
Less Uncontrollable Factors Available For Prosecution	150	141	156	150	597
Less Rejects					
Camera Malfunction	0-00%	0-00%	9-06%	0-00%	9-02%
Face Camera Flash	1-01%	0-00%	0-00%	0-00%	1-00%
Face Camera Focus Blurry	10-07%	0-00%	0-00%	0-00%	10-02%
Face Not in Frame	12-08%	1-01%	0-00%	3-02%	16-03%
Image Missing	0-00%	12-09%	0-00%	0-00%	12-02%
Misc Camera Issue	0-00%	1-01%	20-13%	1-01%	22-04%
Plate Not in Frame	0-00%	0-00%	1-01%	0-00%	1-00%
Scene Image No Flash	1-01%	0-00%	0-00%	0-00%	1-00%
Driver Unidentifiable images poor	2-01%	0-00%	0-00%	0-00%	2-00%
Police Rejects					
No Images	0-00%	0-00%	1-01%	0-00%	1-00%
Plate Unclear	1-01%	0-00%	1-01%	0-00%	2-00%
Red-light not visible in	2-01%	17-12%	1-01%	0-00%	20-03%
Too Old	7-05%	10-07%	14-09%	12-08%	43-07%
Process Issues Total	36-24%	41-29%	47-30%	16-11%	140-23%
Notices Printed	114-76%	100-71%	109-70%	134-89%	457-77%

Customer Management Report (Menlo Park) All Detection Types

01-Oct-2009 to 31-Oct-2009

Operator Id: %

	MEN-BAWI-	MEN-ECRA-	MEN-ECRA-	MEN-ECVA-0	TOTAL
Total Violations	194	180	182	309	865
Less Uncontrollable Factors					
Sub Total Violations	145	147	135	204	631
Less in Progress	0	0	0	0	0
Available For Prosecution	145	147	135	204	631
Less Rejects					
Camera	2-01%	0-00%	0-00%	1-00%	3-00%
Face Camera Flash	14-10%	0-00%	0-00%	4-02%	18-03%
Face Camera Focus Blurry	8-06%	2-01%	0-00%	3-01%	13-02%
Malfunction	1-01%	22-15%	0-00%	0-00%	23-04%
Face Not in Frame	0-00%	0-00%	0-00%	73-36%	73-12%
Image Missing	0-00%	0-00%	2-01%	0-00%	2-00%
Misc Camera Issue	0-00%	0-00%	0-00%	1-00%	1-00%
Plate Not in Frame	0-00%	0-00%	0-00%	1-00%	1-00%
Rear Plate Camera Blurry	0-00%	0-00%	0-00%	0-00%	0-00%
Rear Plate No Flash	0-00%	0-00%	0-00%	0-00%	0-00%
Scene Image Flash Inappropriate	1-01%	0-00%	0-00%	0-00%	1-00%
Police	3-02%	0-00%	2-01%	4-02%	9-01%
Rejects					
Driver Unidentifiable images poor	0-00%	1-01%	0-00%	0-00%	1-00%
Plate Unclear	4-03%	10-07%	5-04%	0-00%	19-03%
Red-light not visible in	1-01%	2-01%	0-00%	0-00%	3-00%
Sun Glare	2-01%	0-00%	0-00%	0-00%	2-00%
Vehicle On or Passed Stop Line	36-25%	37-25%	9-07%	87-43%	169-27%
Total	106-75%	110-75%	126-83%	117-57%	482-73%
Notices Printed					

Customer Management Report (Menlo Park) All Detection Types

01-Nov-2009 to 30-Nov-2009

Operator Id: %

	MEN-BAWI-0	MEN-ECRA-	MEN-ECRA-	MEN-ECVA-0	TOTAL
Total Violations	179	206	220	213	818
Less Uncontrollable Factors					
Sub Total Violations	132	160	147	108	547
Less in Progress	0	0	0	0	0
Available For Prosecution	132	160	147	108	547
Less Rejects					
Camera Malfunction	5-04%	1-01%	0-00%	0-00%	6-01%
Face Camera No Flash	0-00%	1-01%	0-00%	0-00%	1-00%
Face Not in Frame	7-05%	2-01%	2-01%	0-00%	11-02%
Image Missing	0-00%	14-09%	0-00%	0-00%	14-03%
Misc Camera Issue	2-02%	14-09%	0-00%	0-00%	16-03%
Scene Image Flash Inappropriate	6-05%	0-00%	0-00%	0-00%	6-01%
Driver Unidentifiable Images poor	3-02%	1-01%	3-02%	1-01%	8-01%
Police Rejects					
Red-light not visible in	0-00%	5-03%	1-01%	0-00%	6-01%
Sun Glare	1-01%	1-01%	0-00%	0-00%	2-00%
Vehicle On or Passed Stop Line	0-00%	1-01%	0-00%	0-00%	1-00%
Too Old	4-03%	1-01%	4-03%	9-08%	18-03%
Process Issues					
Total	28-21%	41-26%	10-07%	10-09%	89-16%
Notices Printed	104-79%	119-74%	137-83%	98-91%	458-84%

Customer Management Report (Menlo Park) All Detection Types

01-Dec-2009 to 31-Dec-2009

Operator Id: %

	MEN-BAWI-0	MEN-ECRA-	MEN-ECRA-	MEN-ECVA-0	TOTAL
Total Violations	160	181	181	206	728
Less Uncontrollable Factors					
Sub Total Violations	129	135	144	143	551
Less in Progress	0	0	0	0	0
Available For Prosecution	129	135	144	143	551
Less Rejects					
Camera	0-00%	1-01%	0-00%	0-00%	1-00%
Face Camera Flash	5-04%	0-00%	0-00%	0-00%	5-01%
Face Camera Focus Blurry	1-01%	0-00%	1-01%	0-00%	2-00%
Face Not in Frame	0-00%	6-04%	1-01%	0-00%	7-01%
Image Missing	0-00%	0-00%	0-00%	1-01%	1-00%
Misc Camera Issue	0-00%	0-00%	0-00%	1-01%	1-00%
Plate Burn Out	4-03%	3-02%	1-01%	3-02%	11-02%
Driver Unidentifiable images poor					
Police Rejects					
Red-light not visible in	2-02%	4-03%	1-01%	0-00%	7-01%
Unclear Scene Image	0-00%	2-01%	1-01%	0-00%	3-01%
Too Old	1-01%	3-02%	1-01%	0-00%	5-01%
Process Issues					
Total	13-10%	19-14%	6-04%	5-03%	43-08%
Notices Printed	116-90%	116-86%	139-96%	139-97%	508-92%

Customer Management Report (Menlo Park) All Detection Types

01-Jan-2010 to 31-Jan-2010

Operator Id: %

	MEN-BAWI-0	MEN-ECRA-	MEN-ECRA-	MEN-ECVA-0	TOTAL
Total Violations	124	194	201	179	698
Less Uncontrollable Factors					
Sub Total Violations	108	158	163	110	539
Less in Progress	0	0	0	0	0
Available For Prosecution	108	158	163	110	539
Less Rejects					
Camera	0-00%	1-01%	0-00%	0-00%	1-00%
Malfunction	2-02%	1-01%	0-00%	1-01%	4-01%
Face Camera Focus Blurry	1-01%	0-00%	0-00%	1-01%	2-00%
Face Not in Frame	0-00%	1-01%	0-00%	0-00%	1-00%
Image Missing	0-00%	16-10%	0-00%	4-04%	20-04%
Misc Camera Issue	0-00%	0-00%	1-01%	0-00%	1-00%
Plate Not in Frame	3-03%	1-01%	3-02%	1-01%	8-01%
Police					
Rejects	0-00%	6-04%	2-01%	0-00%	8-01%
Red-light not visible in	0-00%	2-01%	1-01%	0-00%	3-01%
Sun Glare	0-00%	0-00%	1-01%	0-00%	1-00%
Unclear Scene Image	1-01%	0-00%	0-00%	0-00%	1-00%
Vehicle On or Passed Stop Line	7-06%	28-18%	8-05%	7-06%	50-09%
Total					
Notices Printed	101-94%	130-82%	155-95%	103-94%	489-91%

Customer Management Report (Menlo Park) All Detection Types

01-Feb-2010 to 28-Feb-2010

Operator Id: %

	MEN-BAWI-0	MEN-ECRA-	MEN-ECRA-	MEN-ECVA-0	TOTAL
Total Violations	157	183	108	166	614
Less Uncontrollable Factors					
Sub Total Violations	123	150	69	100	442
Less in Progress	0	0	0	0	0
Available For Prosecution	123	150	69	100	442
Less Rejects					
Camera Face Camera Focus Blurry	4-03%	2-01%	0-00%	0-00%	6-01%
Malfunction					
Police Rear Plate No Flash	0-00%	0-00%	0-00%	1-01%	1-00%
Rejects Driver Unidentifiable images poor	2-02%	0-00%	1-01%	3-03%	6-01%
Red-light not visible in	0-00%	6-04%	2-03%	0-00%	8-02%
Unclear Scene Image	1-01%	0-00%	1-01%	0-00%	2-00%
	7-06%	8-05%	4-06%	4-04%	23-05%
Total					
	116-94%	142-95%	65-94%	96-96%	419-95%

Notices Printed

Customer Management Report (Menlo Park) All Detection Types

01-Mar-2010 to 15-Mar-2010

Operator Id: %

	MEN-BAWLO	MEN-ECRA-	MEN-ECRA-	MEN-ECVA-0	TOTAL
Total Violations	135	95	91	116	437
Less Uncontrollable Factors					
Sub Total Violations	108	75	71	70	324
Less in Progress	1	1	5	4	11
Available For Prosecution	107	74	66	66	313
Less Rejects					
Camera	1-01%	0-00%	0-00%	0-00%	1-00%
Malfunction					
Face Camera Focus Blurry					
Face Not in Frame	0-00%	0-00%	0-00%	1-02%	1-00%
Misc Camera Issue	0-00%	13-18%	0-00%	0-00%	13-04%
Rear Plate Camera Blurry	0-00%	0-00%	0-00%	1-02%	1-00%
Driver Unidentifiable images poor	1-01%	0-00%	1-02%	0-00%	2-01%
Police					
Rejects					
Red-light not visible in	1-01%	2-03%	2-03%	0-00%	5-02%
Sun Glare	1-01%	0-00%	0-00%	0-00%	1-00%
Unclear Scene Image	0-00%	0-00%	1-02%	0-00%	1-00%
	4-04%	15-20%	4-06%	2-03%	25-08%
Total	103-96%	59-80%	62-94%	64-97%	288-92%

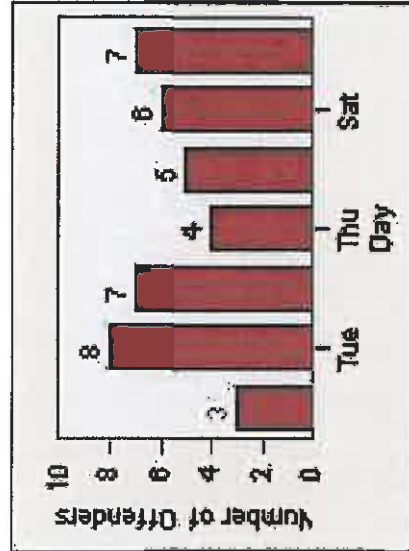
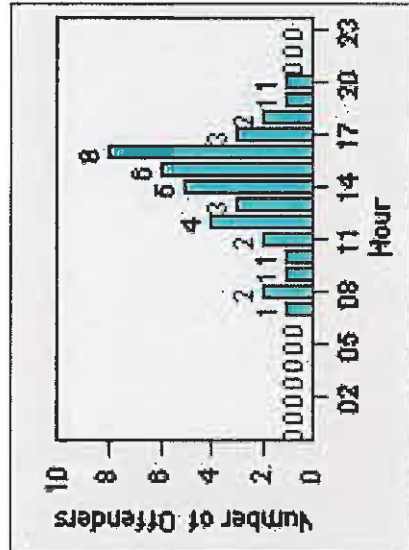
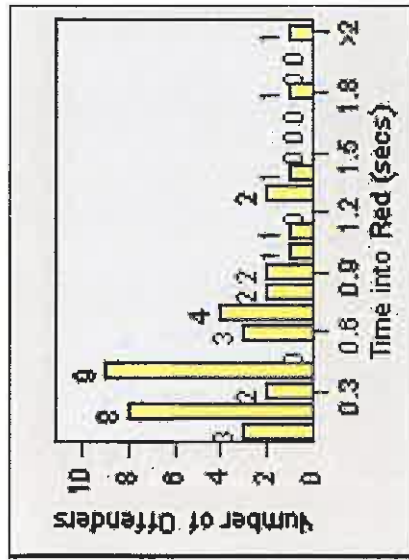
Notices Printed

Redflex Redlight Offender Statistics

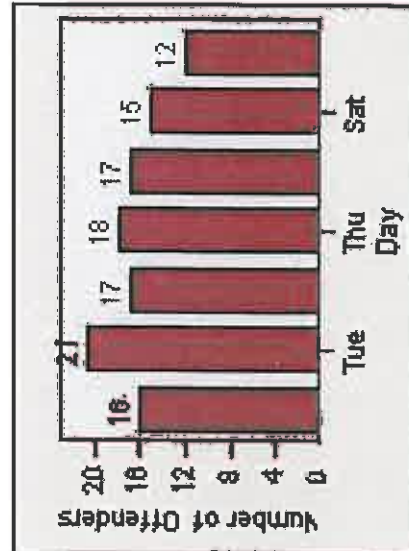
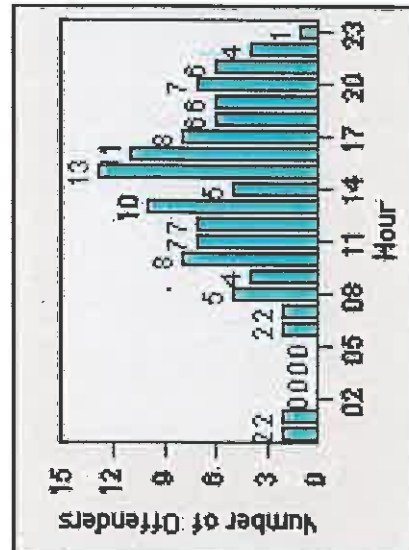
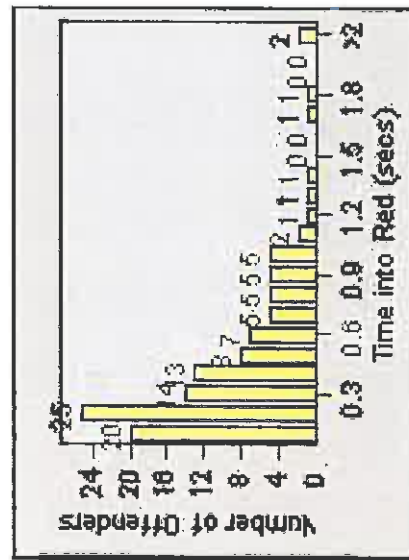


CONTRACT: Menlo Park **LOCATION:** MEN-ECRA-03 El Camino Real and Ravenswood Avenue
DATE FROM: 1/Jan/2009 **DATE TO:** 31/Jan/2009

LANE 1



LANE 2



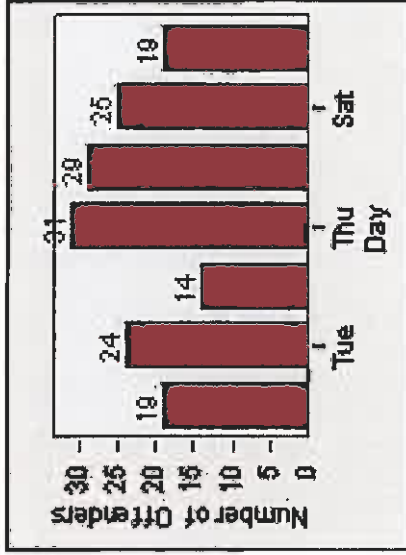
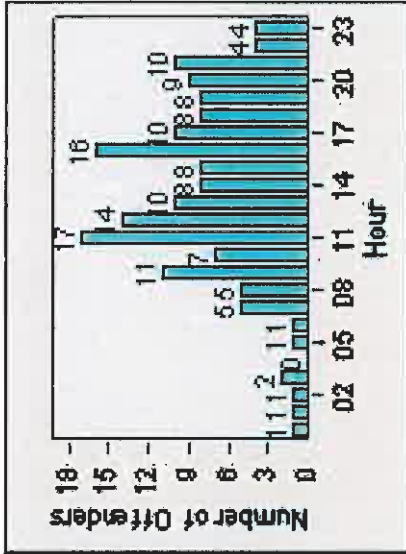
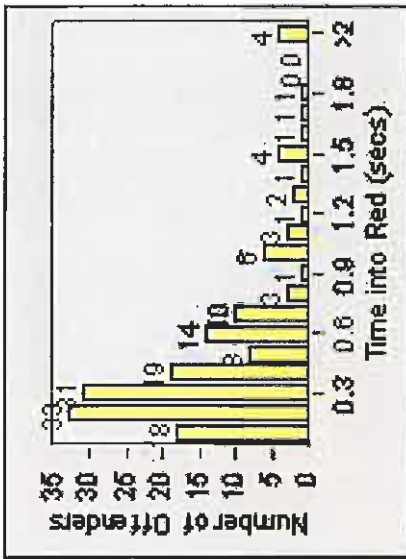
LANE 3

MP - 000012

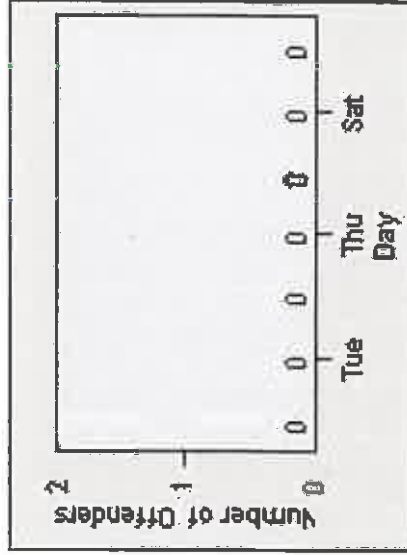
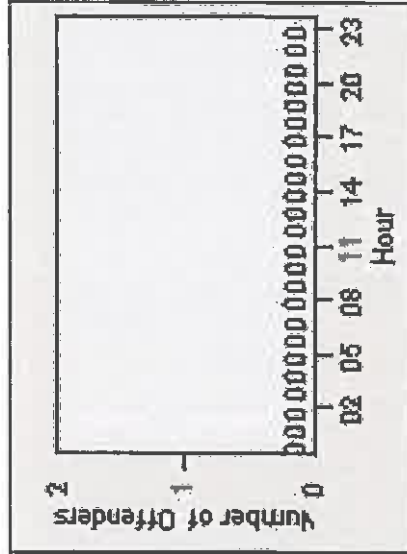

Redflex Redlight Offender Statistics



CONTRACT: Menlo Park **LOCATION:** MEN-ECRA-03 El Camino Real and Ravenswood Avenue
DATE FROM: 1/Jan/2009 **DATE TO:** 31/Jan/2009



LANE 4

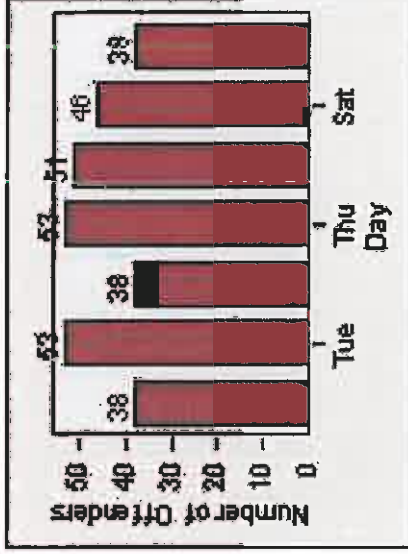
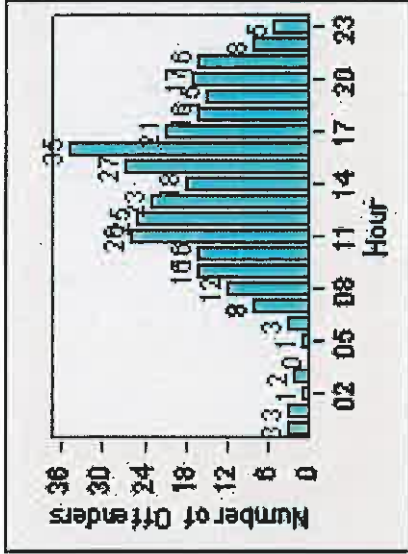
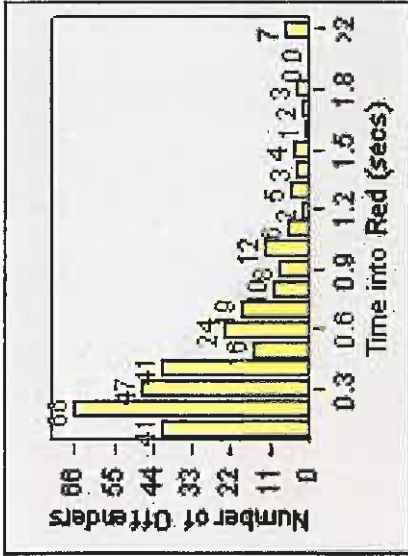


LANE TOTAL



Redflex Redlight Offender Statistics

CONTRACT: Menlo Park **LOCATION:** MEN-ECRA-03 El Camino Real and Ravenswood Avenue
DATE FROM: 1/Jan/2009 **DATE TO:** 31/Jan/2009

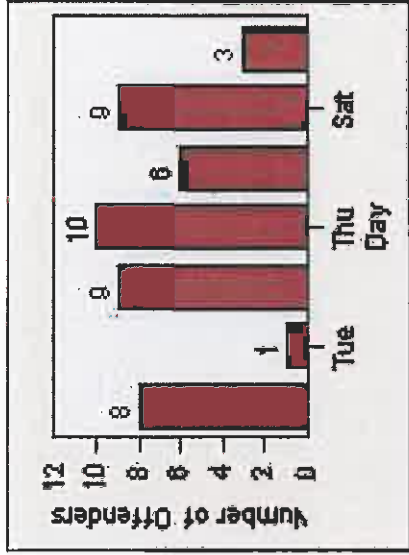
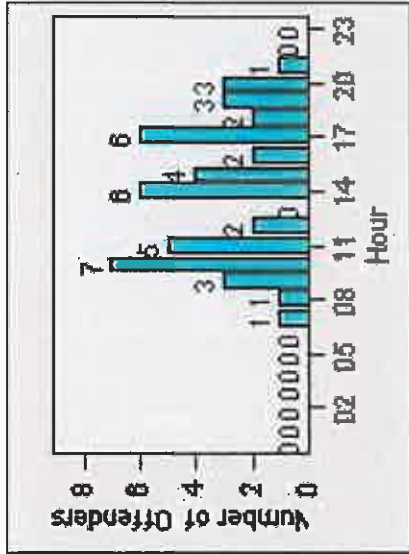
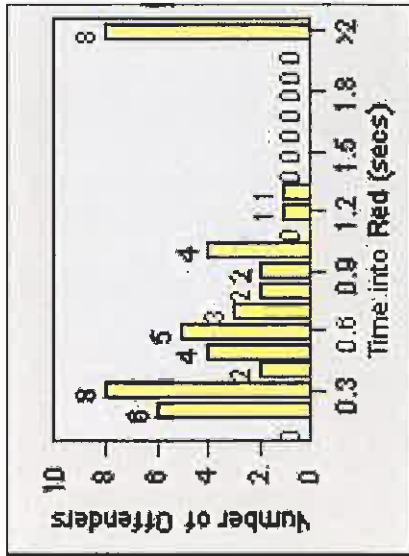


Redflex Redlight Offender Statistics

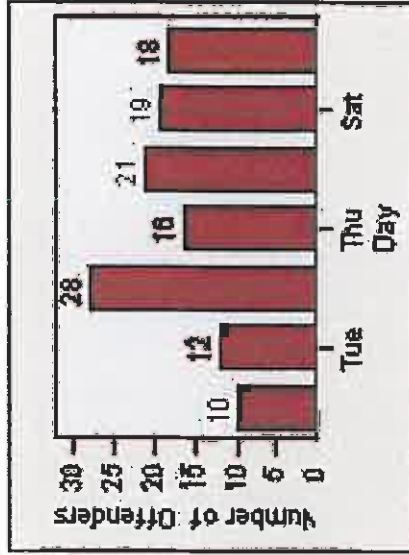
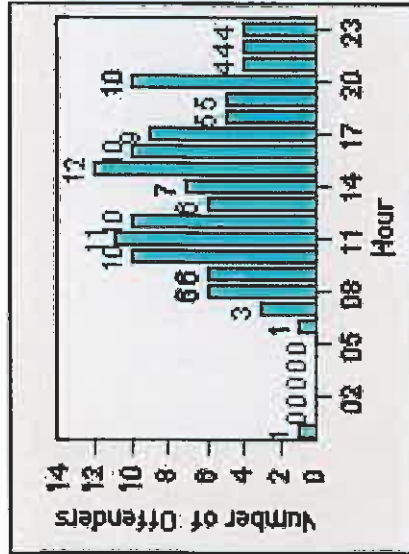
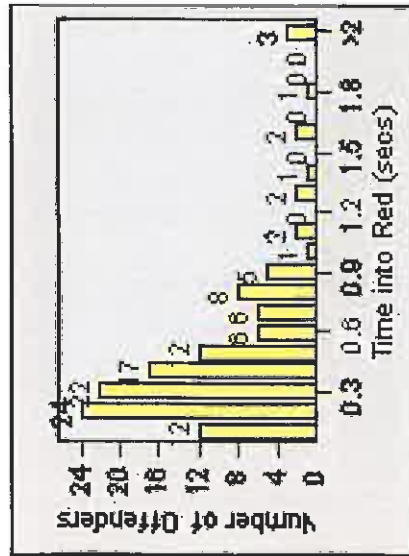


CONTRACT: Menlo Park **LOCATION:** MEN-ECRA-03 El Camino Real and Ravenswood Avenue
DATE FROM: 1/Jul/2009 **DATE TO:** 31/Jul/2009

LANE 1



LANE 2



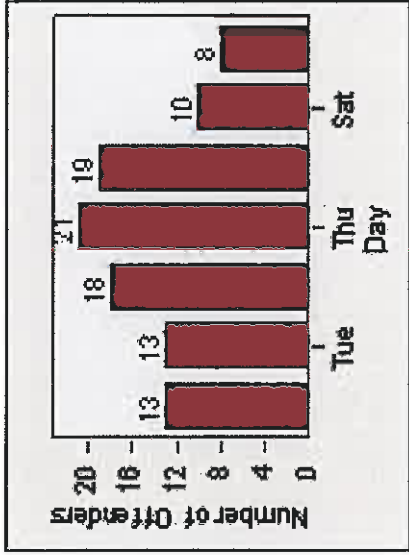
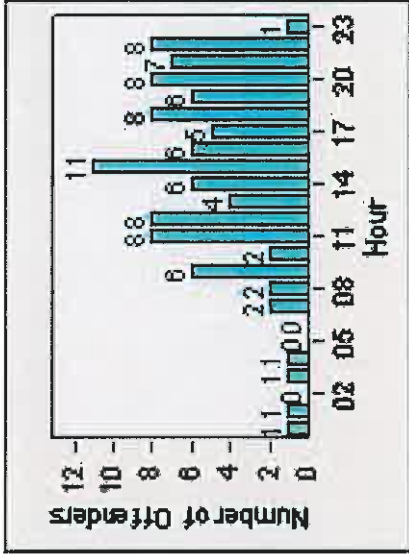
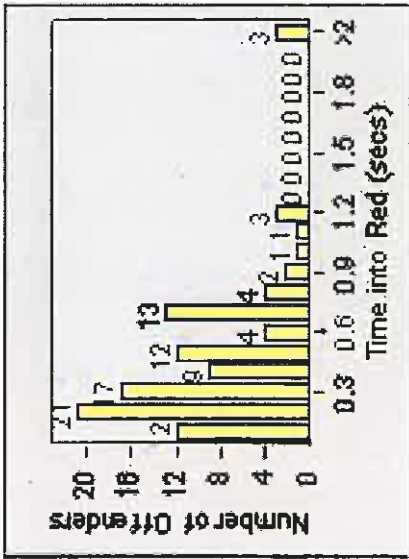
LANE 3

MP - 000015

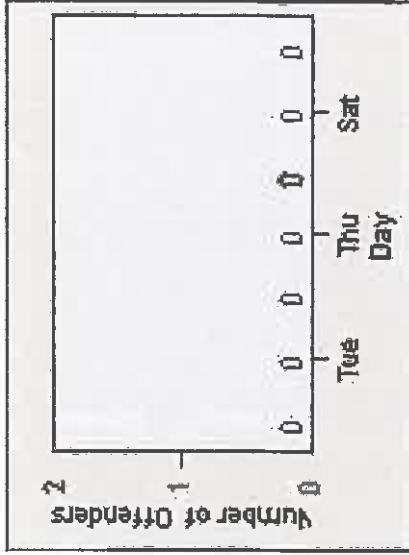
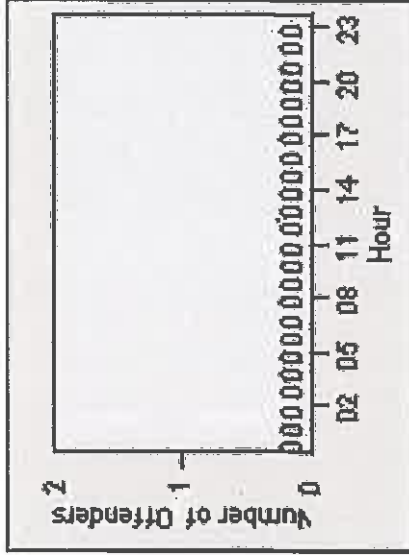

Redflex Redlight Offender Statistics



CONTRACT: Menlo Park **LOCATION:** MEN-ECRA-03 El Camino Real and Ravenswood Avenue
DATE FROM: 1/Jul/2009 **DATE TO:** 31/Jul/2009



LANE 4

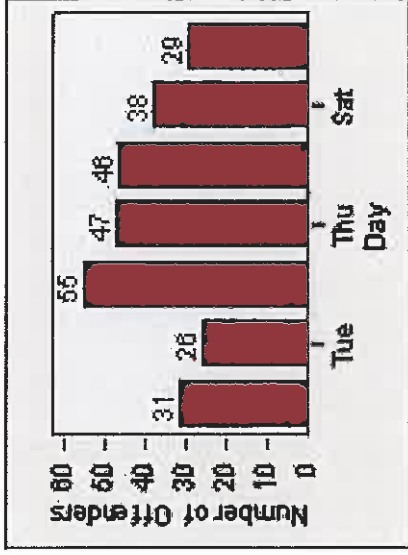
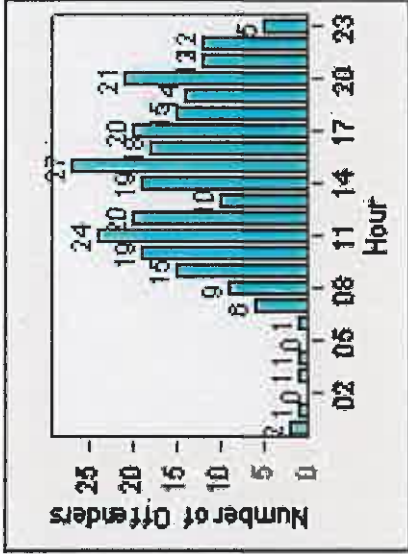
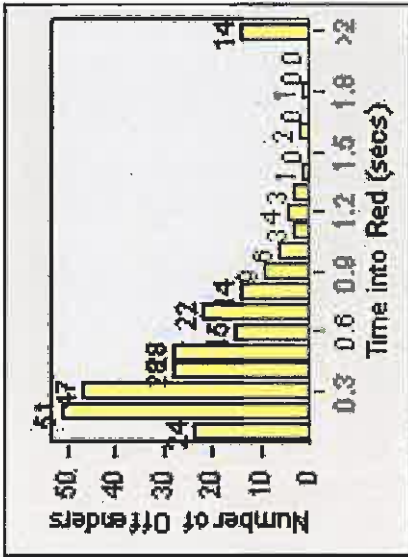


LANE TOTAL



Redflex Redlight Offender Statistics

CONTRACT: Menlo Park **LOCATION:** MEN-ECRA-03 El Camino Real and Ravenswood Avenue
DATE FROM: 1/Jul/2009 **DATE TO:** 31/Jul/2009

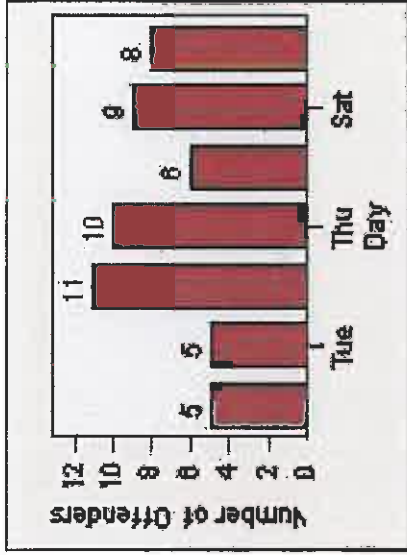
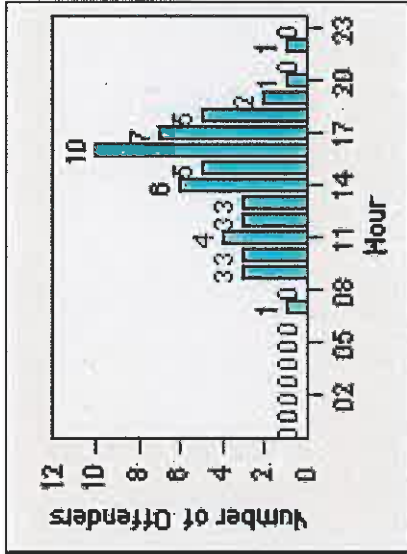
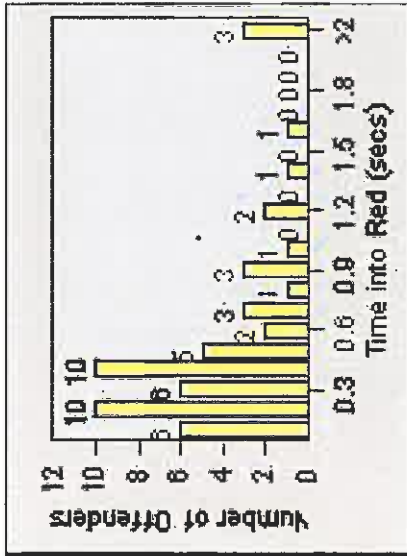




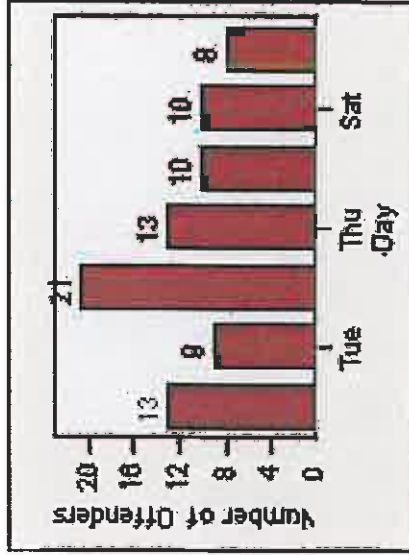
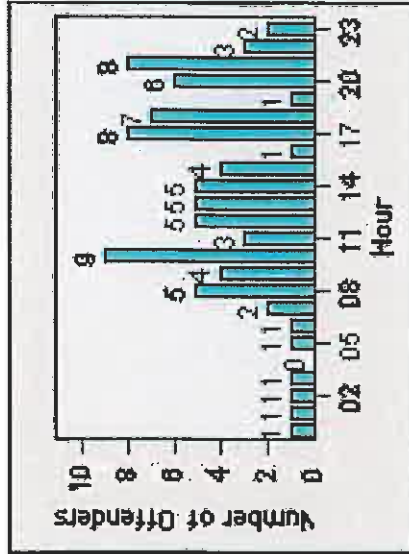
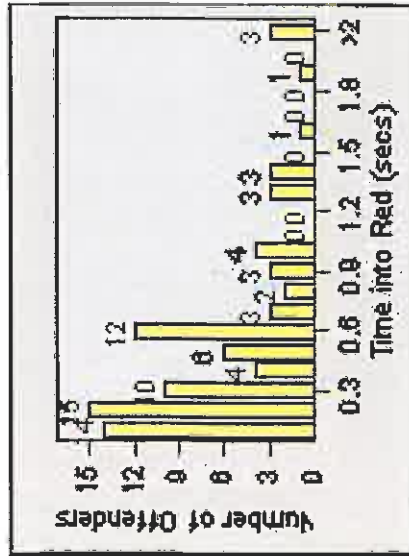
Redflex Redlight Offender Statistics

CONTRACT: Menlo Park **LOCATION:** MEN-ECRA-03 El Camino Real and Ravenswood Avenue
DATE FROM: 1/Jan/2010 **DATE TO:** 31/Jan/2010

LANE 1



LANE 2

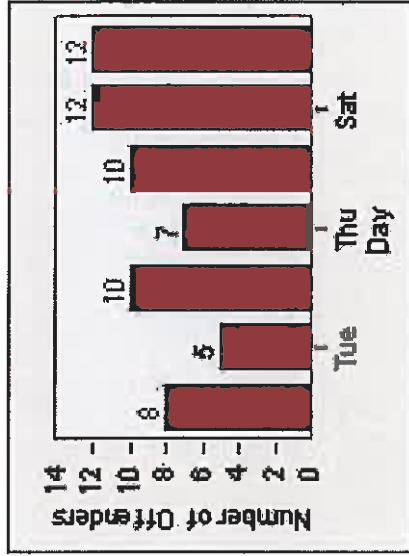
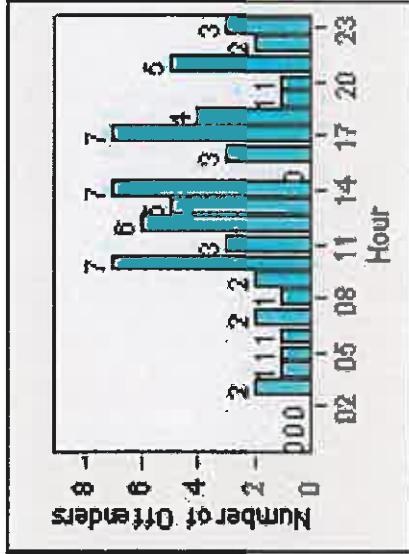
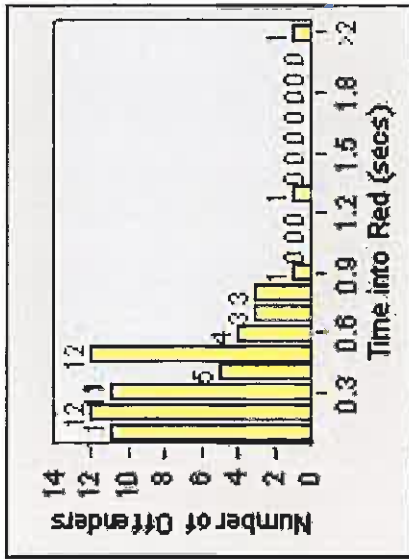


LANE 3

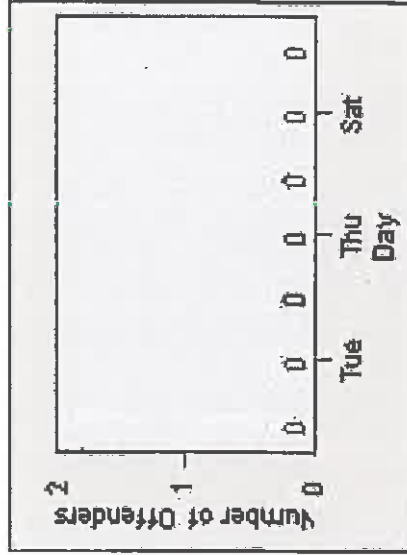
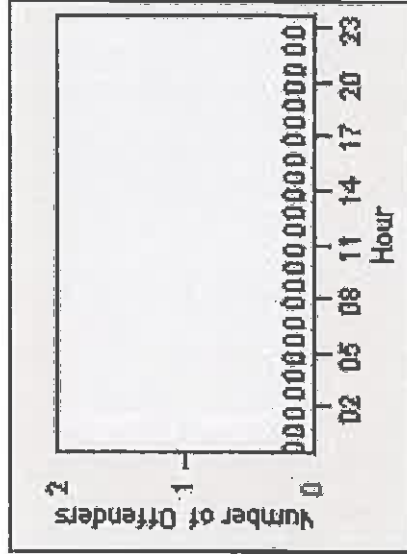
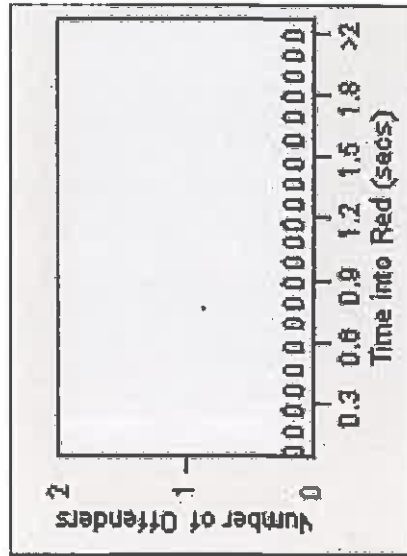
Redflex Redlight Offender Statistics



CONTRACT: Menlo Park **LOCATION:** MEN-ECRA-03 El Camino Real and Ravenswood Avenue
DATE FROM: 1/Jan/2010 **DATE TO:** 31/Jan/2010



LANE 4

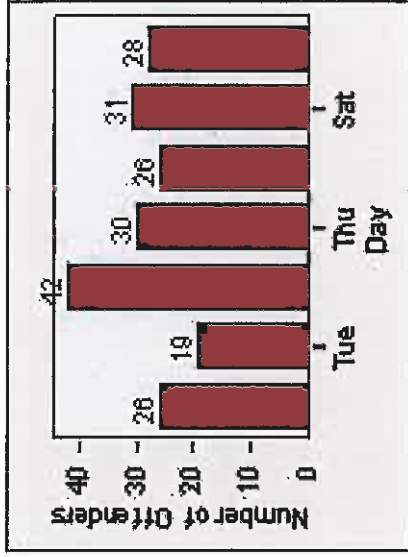
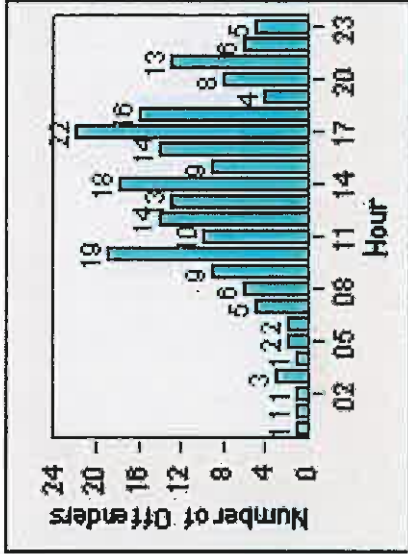
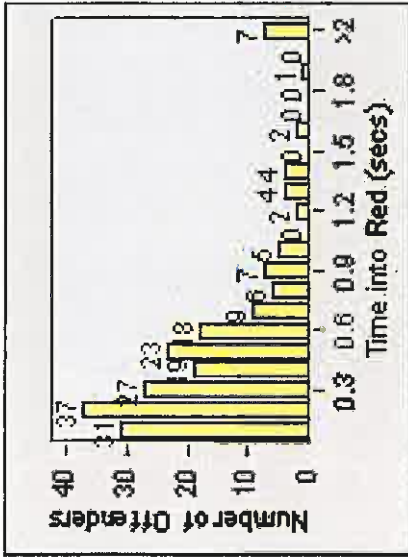


LANE TOTAL



Redflex Redlight Offender Statistics

CONTRACT: Menlo Park **LOCATION:** MEN-ECRA-03 El Camino Real and Ravenswood Avenue
DATE FROM: 1/Jan/2010 **DATE TO:** 31/Jan/2010

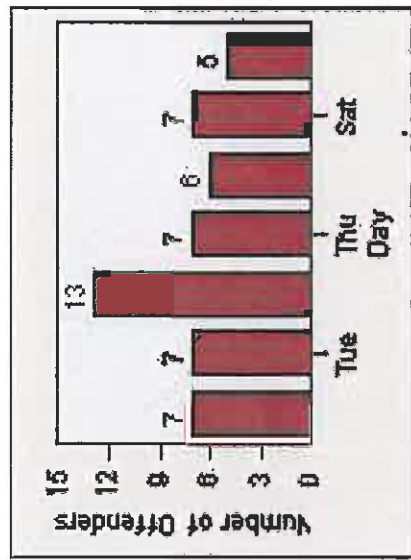
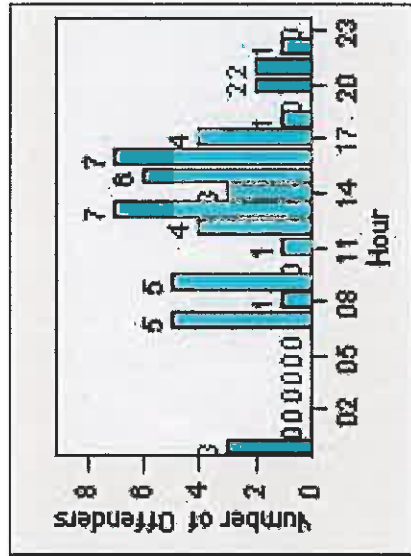
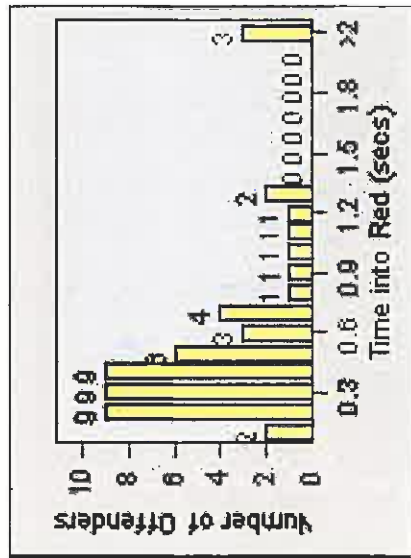


Redflex Redlight Offender Statistics

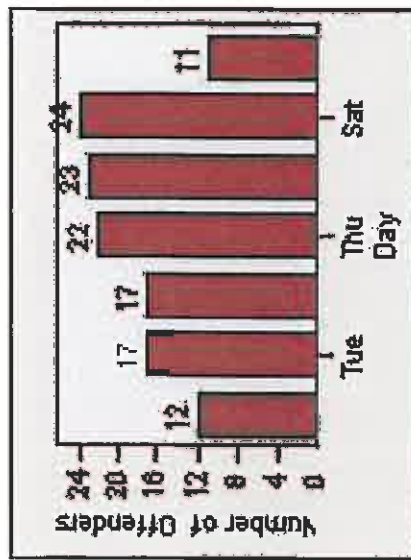
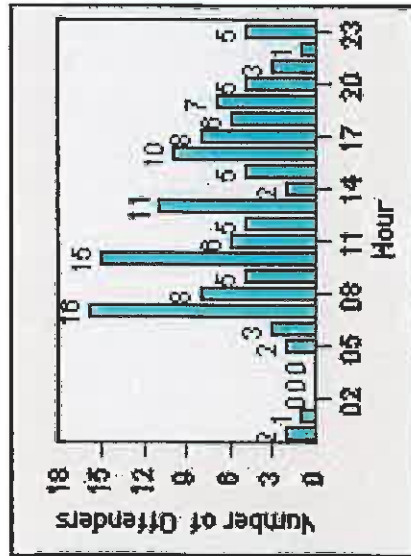
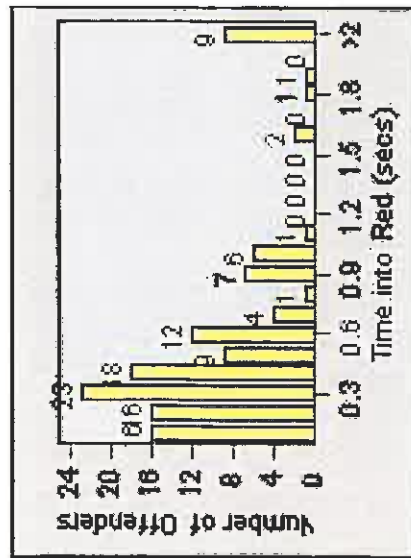


CONTRACT: Menlo Park **LOCATION:** MEN-ECRA-01 El Camino Real and Ravenswood Avenue
DATE FROM: 1/Jan/2009 **DATE TO:** 31/Jan/2009

LANE 1



LANE 2

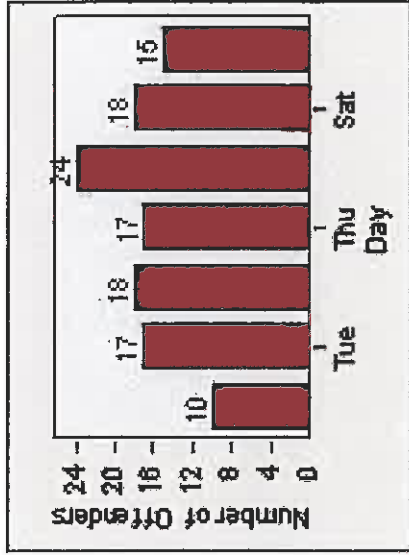
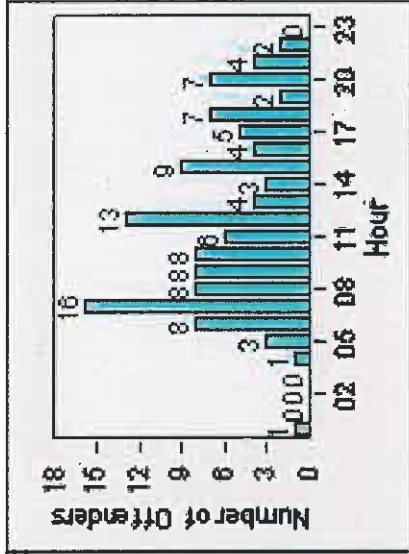
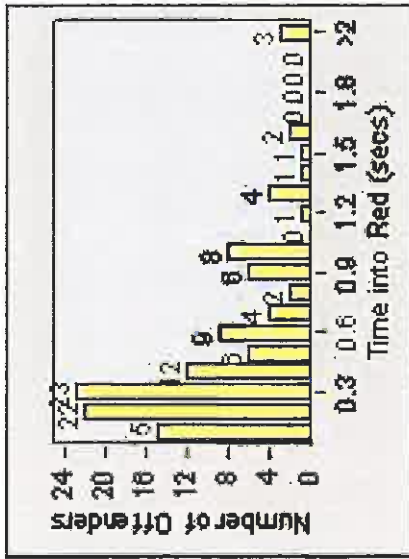


LANE 3

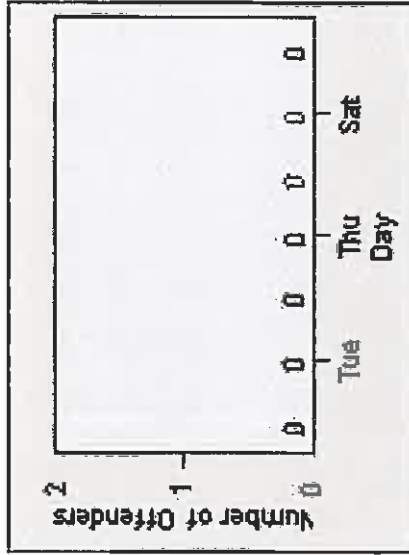
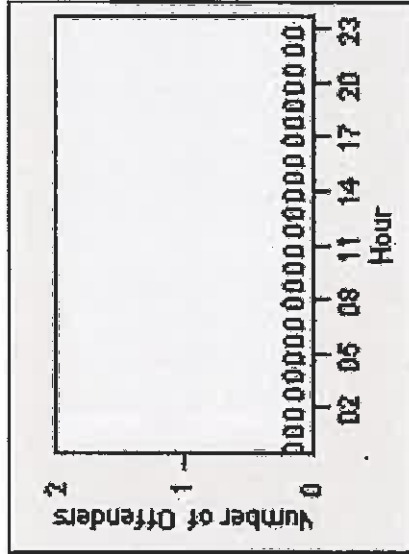
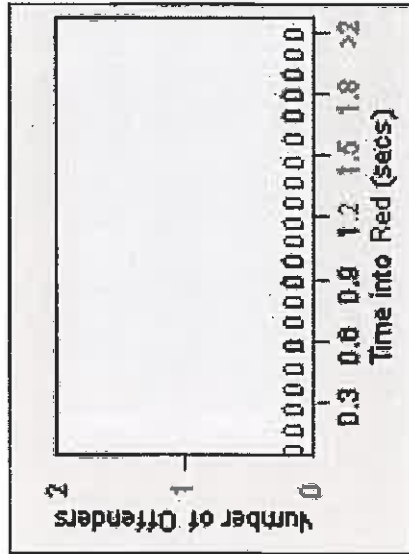
Redflex Redlight Offender Statistics



CONTRACT: Menlo Park **LOCATION:** MEN-ECRA-01 El Camino Real and Ravenswood Avenue
DATE FROM: 1/Jan/2009 **DATE TO:** 31/Jan/2009



LANE 4

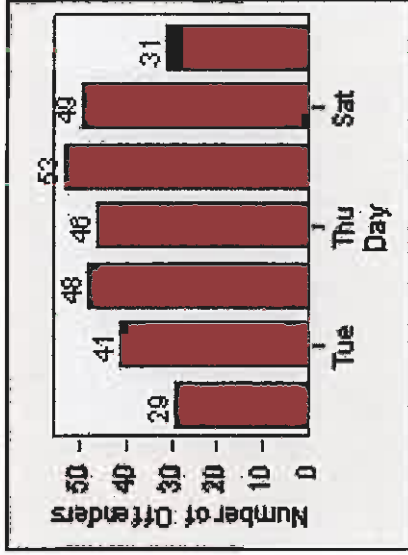
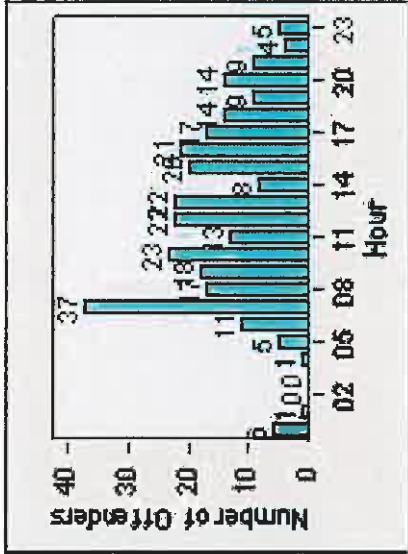
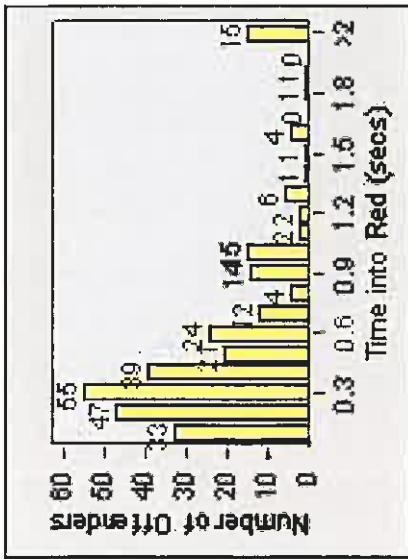


LANE TOTAL

Redflex Redlight Offender Statistics



CONTRACT: Menlo Park **LOCATION:** MEN-ECRA-01 El Camino Real and Ravenswood Avenue
DATE FROM: 1/Jan/2009 **DATE TO:** 31/Jan/2009

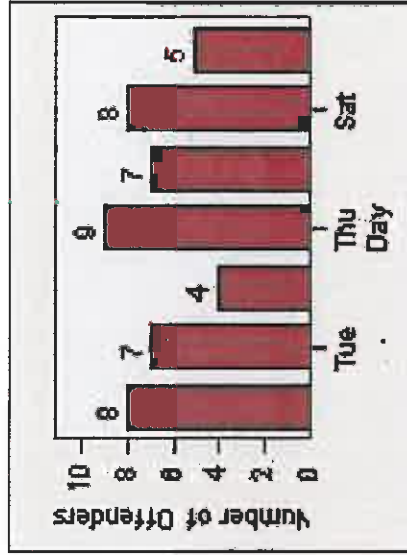
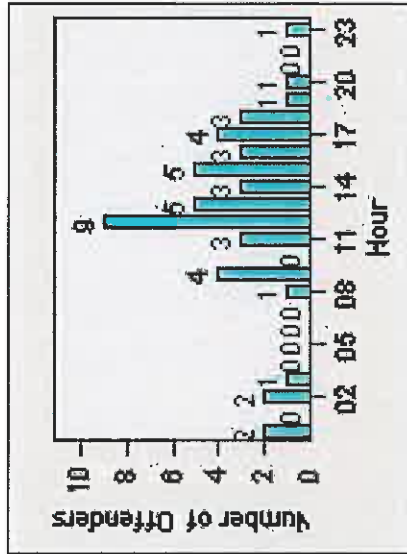
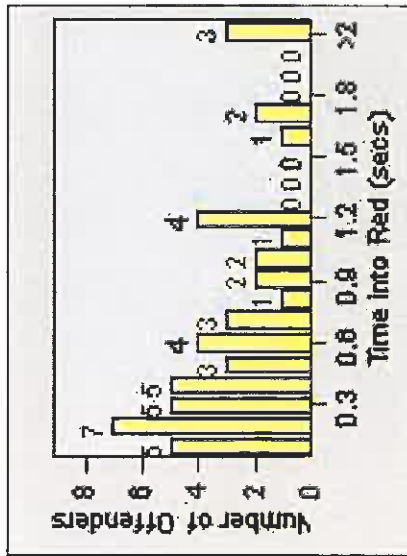


Redflex Redlight Offender Statistics

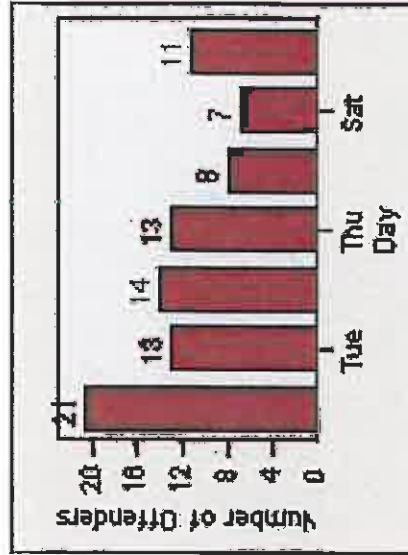
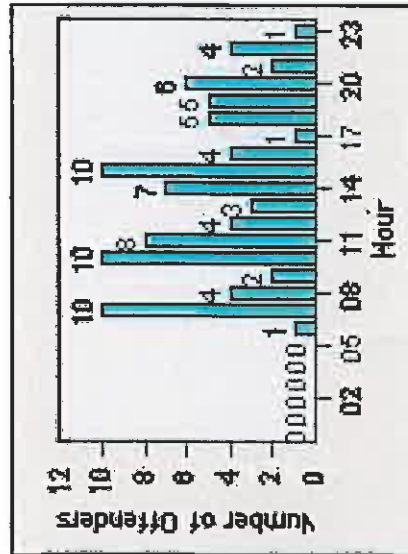
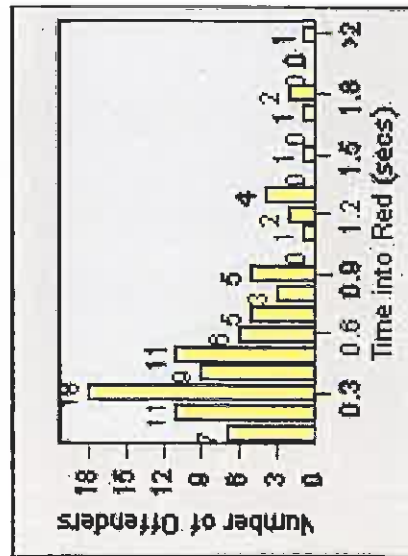


CONTRACT: Menlo Park **LOCATION:** MEN-ECRA-01 El Camino Real and Ravenswood Avenue
DATE FROM: 1/Jul/2009 **DATE TO:** 31/Jul/2009

LANE 1



LANE 2

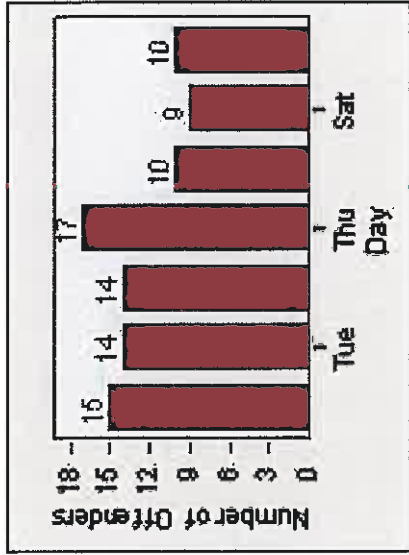
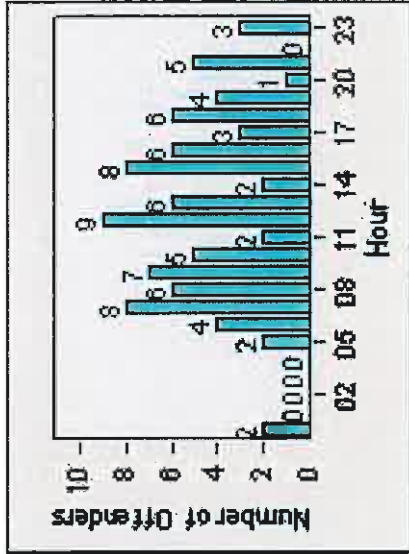
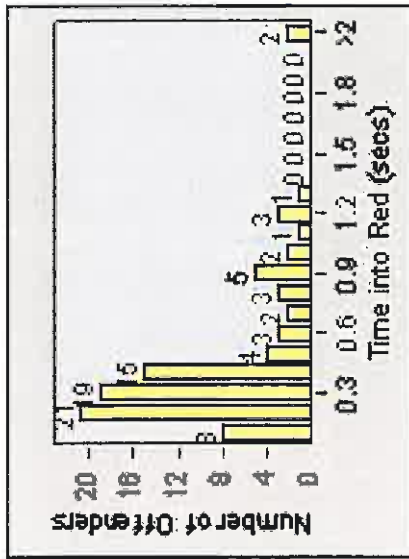


LANE 3

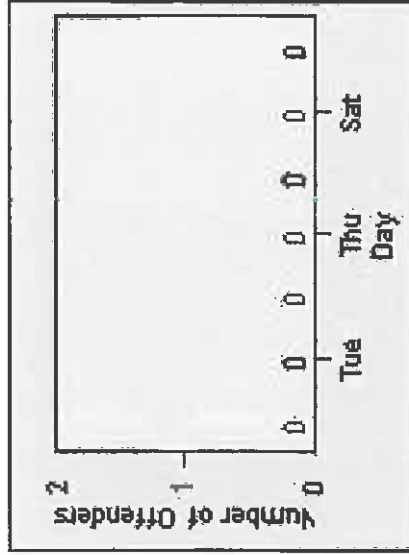


Redflex Redlight Offender Statistics



CONTRACT: Menlo Park **LOCATION:** MEN-ECRA-01 El Camino Real and Ravenswood Avenue
DATE FROM: 1/Jul/2009 **DATE TO:** 31/Jul/2009



LANE 4

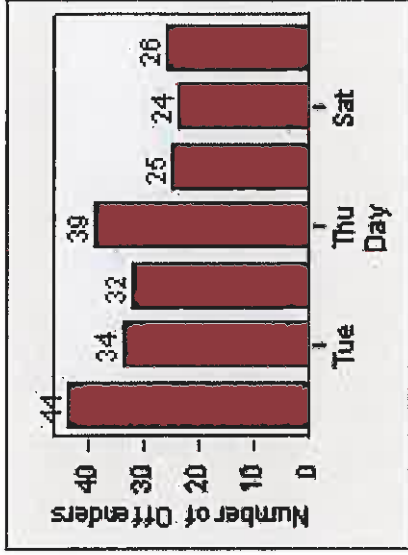
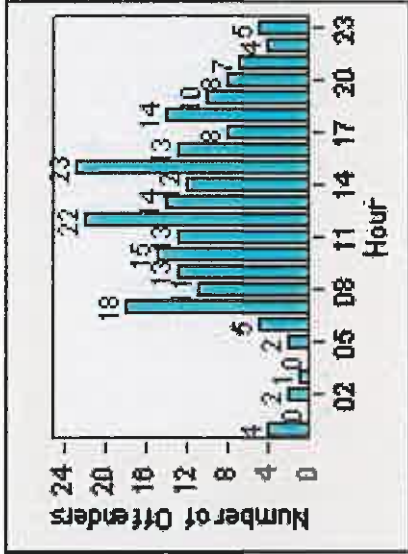
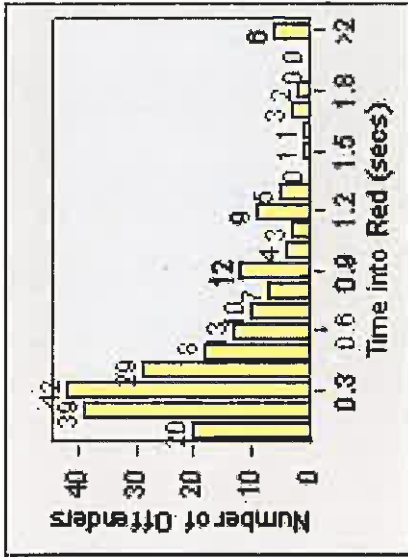


LANE TOTAL



Redflex Redlight Offender Statistics

CONTRACT: Menlo Park **LOCATION:** MEN-ECRA-01 El Camino Real and Ravenswood Avenue
DATE FROM: 1/Jul/2009 **DATE TO:** 31/Jul/2009

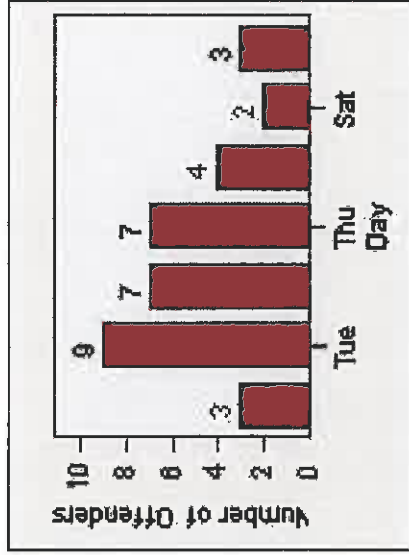
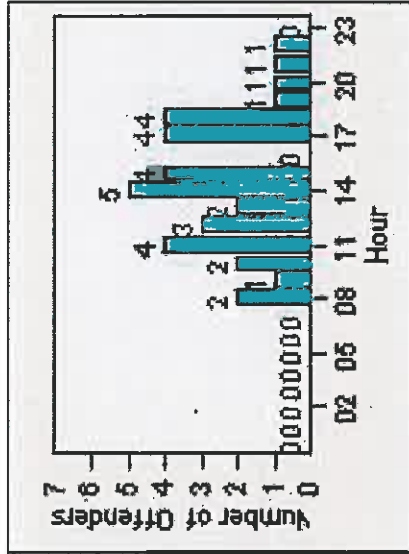
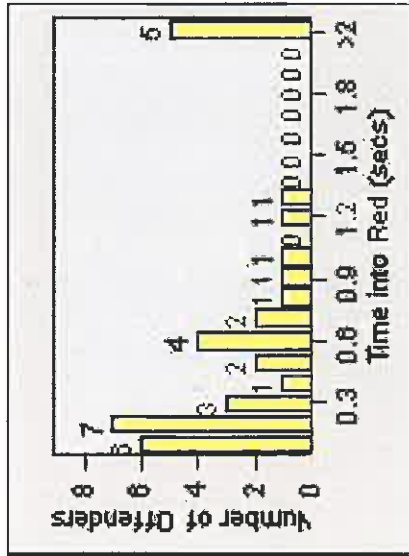


Redflex Redlight Offender Statistics

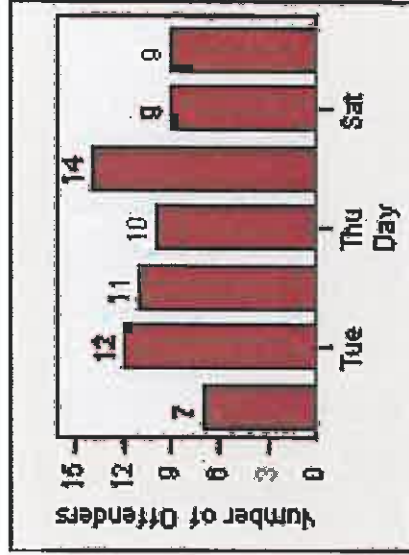
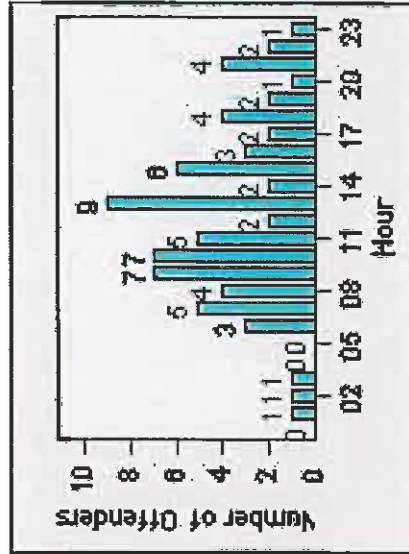
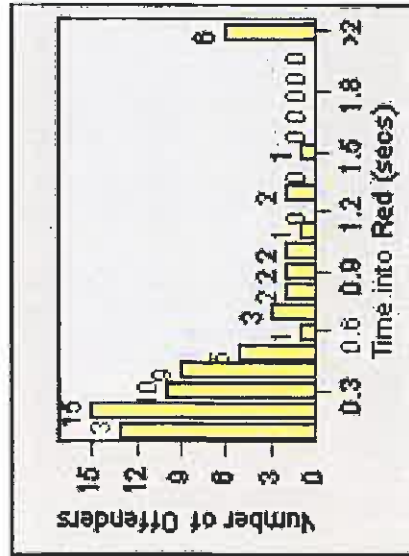


CONTRACT: Menlo Park **LOCATION:** MEN-ECRA-01 El Camino Real and Ravenswood Avenue
DATE FROM: 1/Jan/2010 **DATE TO:** 31/Jan/2010

LANE 1



LANE 2

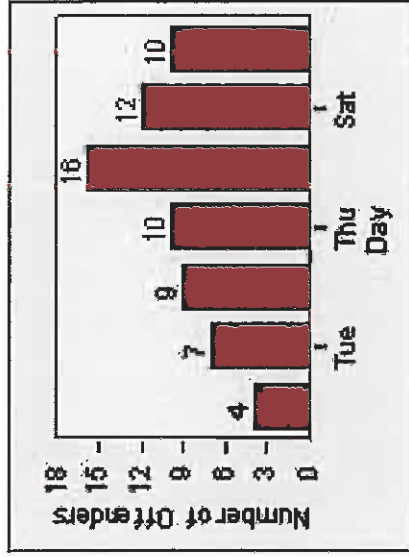
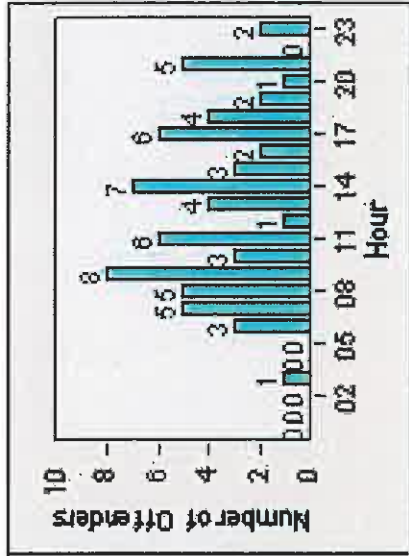
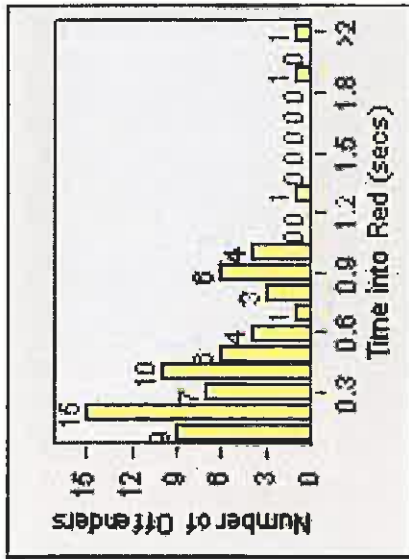


LANE 3

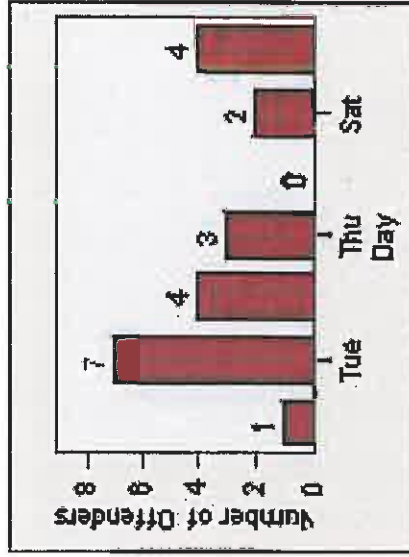
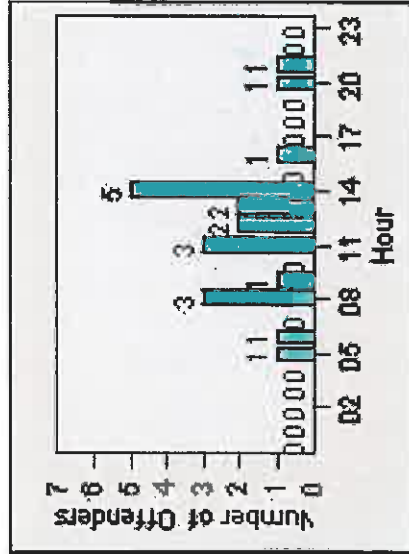
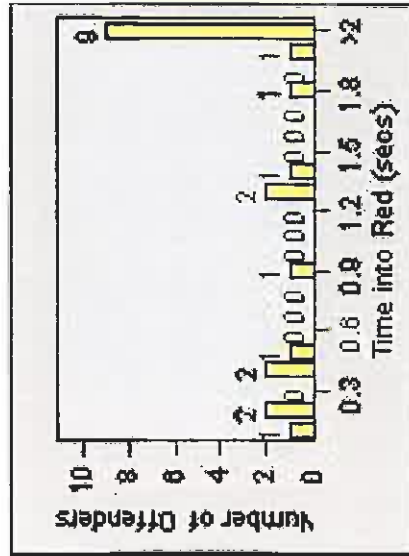
Redflex Redlight Offender Statistics



CONTRACT: Menlo Park **LOCATION:** MEN-ECRA-01 El Camino Real and Ravenswood Avenue
DATE FROM: 1/Jan/2010 **DATE TO:** 31/Jan/2010



LANE 4



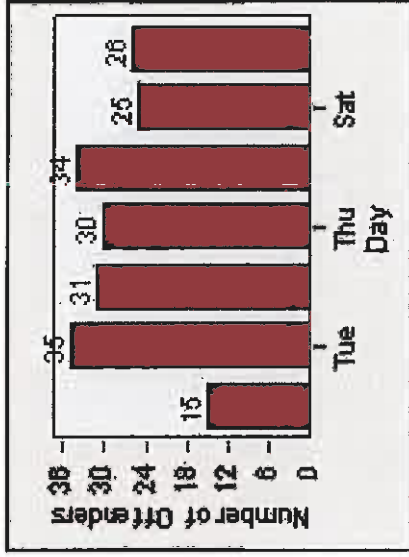
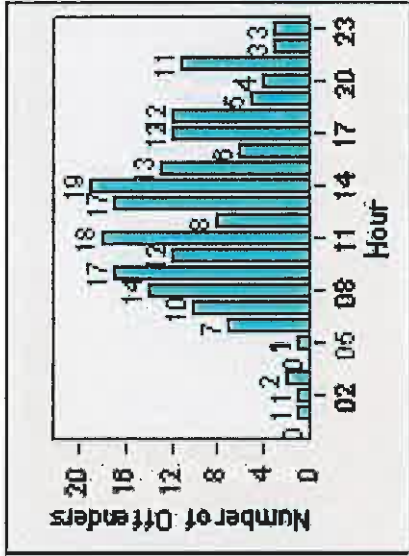
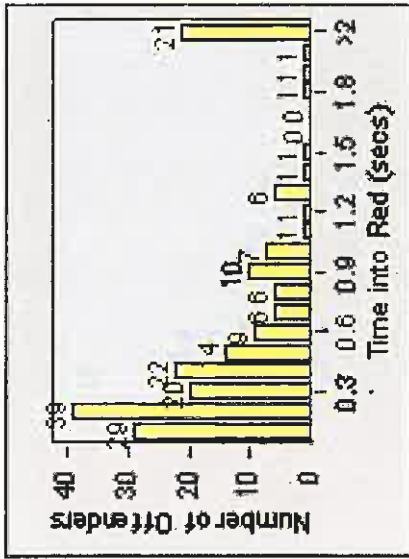
LANE TOTAL

MP - 000028

Redflex Redlight Offender Statistics



CONTRACT: Menlo Park **LOCATION:** MEN-ECRA-01 El Camino Real and Ravenswood Avenue
DATE FROM: 1/Jan/2010 **DATE TO:** 31/Jan/2010

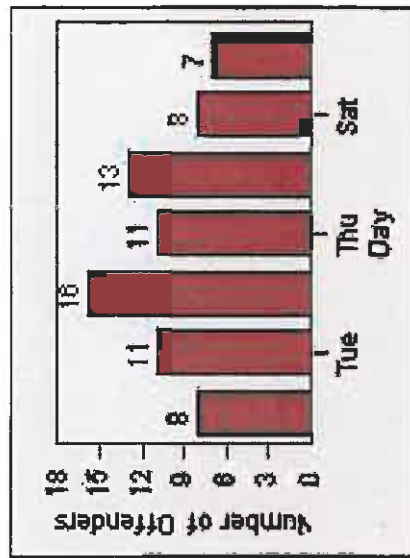
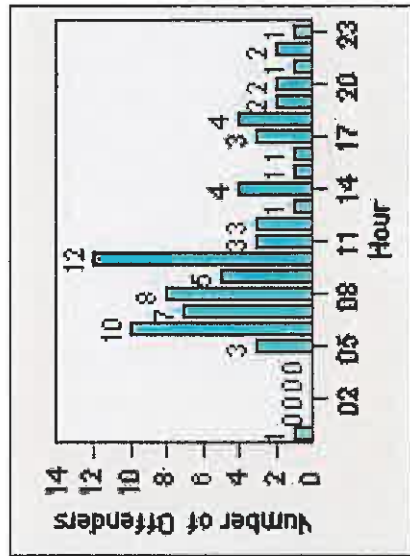
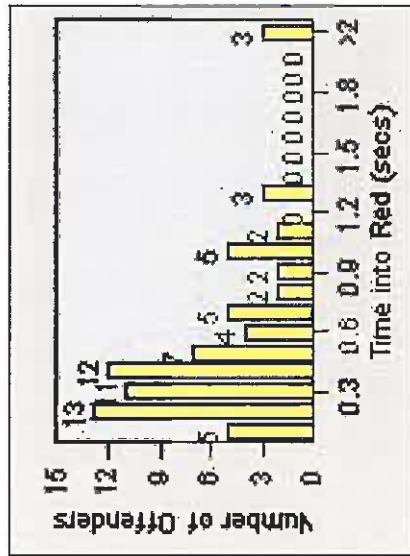


Redflex Redlight Offender Statistics

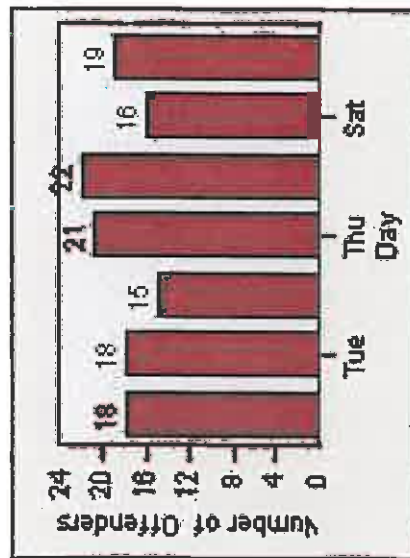
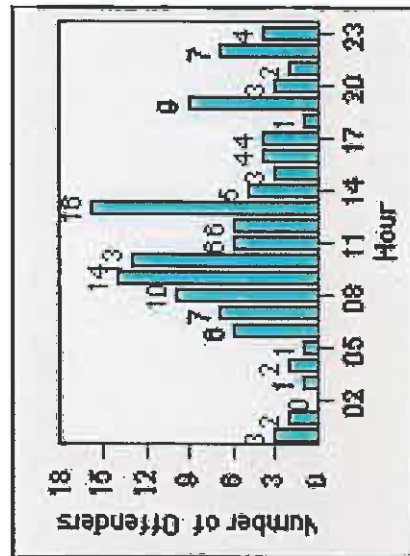
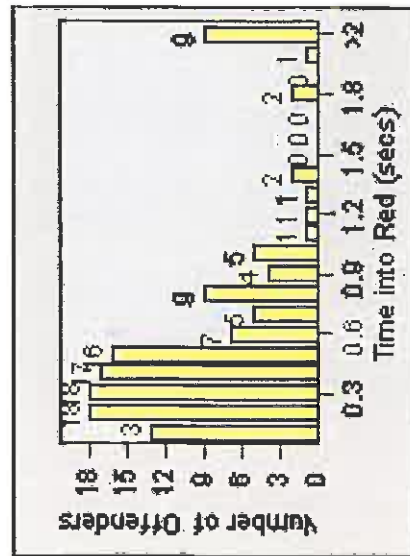


CONTRACT: Menlo Park **LOCATION:** MEN-BAWI-01 Bayfront Expwy and Willow Rd
DATE FROM: 1/Jan/2009 **DATE TO:** 31/Jan/2009

LANE 1



LANE 2

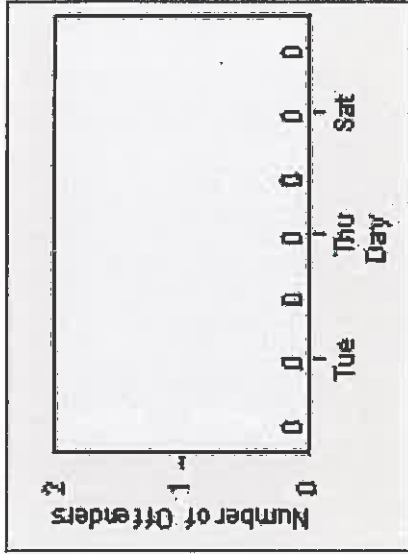
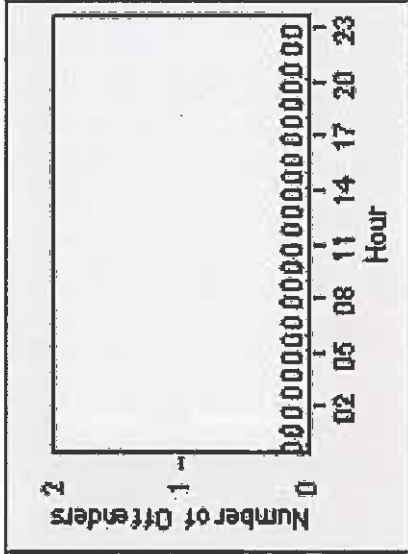
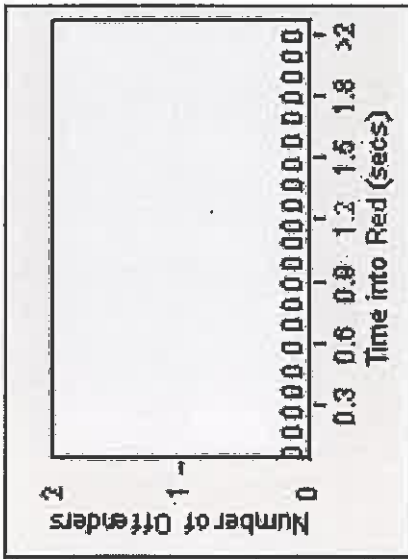


LANE 3

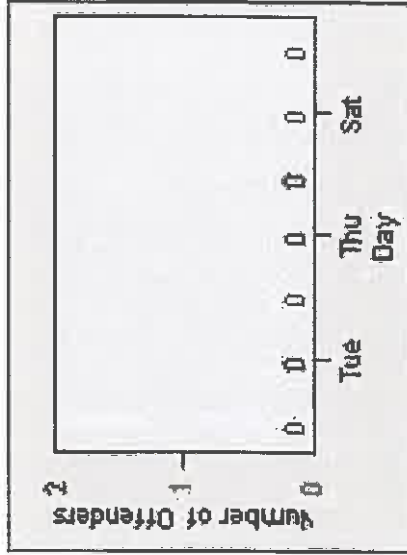


Redflex Redlight Offender Statistics



CONTRACT: Menlo Park **LOCATION:** MEN-BAWI-01 Bayfront Expwy and Willow Rd
DATE FROM: 1/Jan/2009 **DATE TO:** 31/Jan/2009



LANE 4

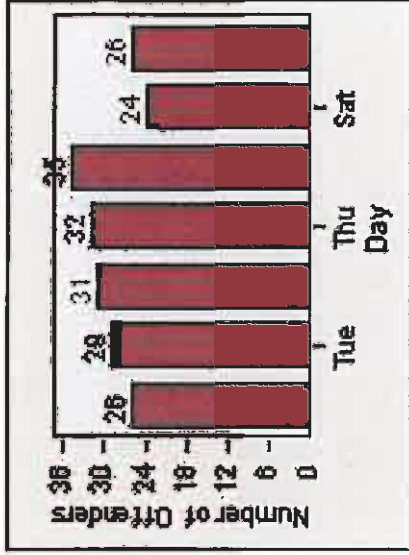
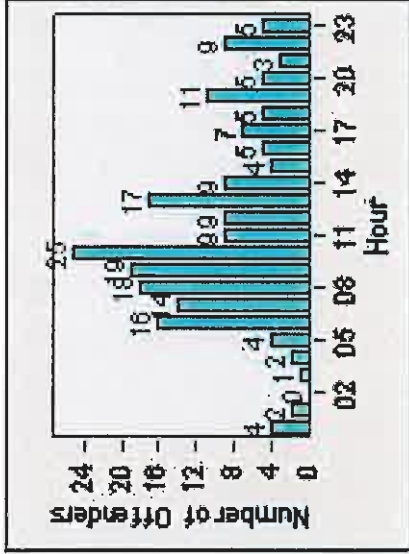
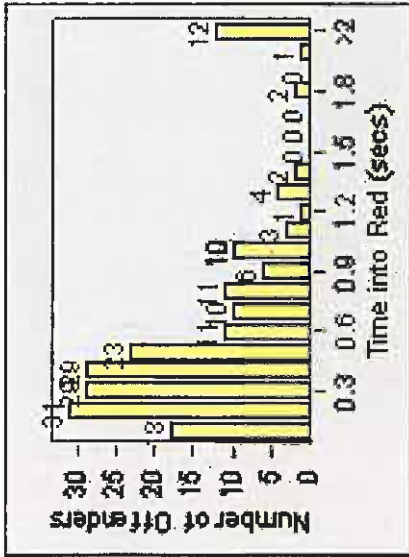


LANE TOTAL

Redflex Redlight Offender Statistics



CONTRACT: Menlo Park **LOCATION:** MEN-BAWI-01 Bayfront Expwy and Willow Rd
DATE FROM: 1/Jan/2009 **DATE TO:** 31/Jan/2009

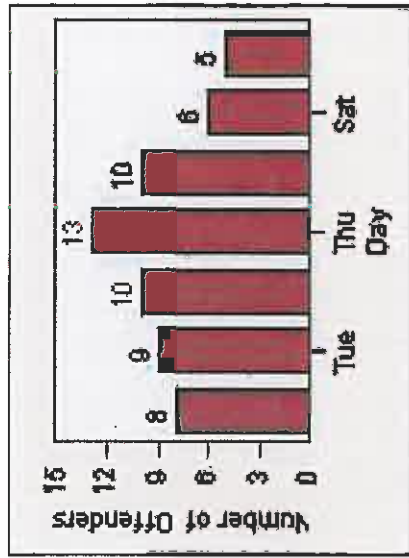
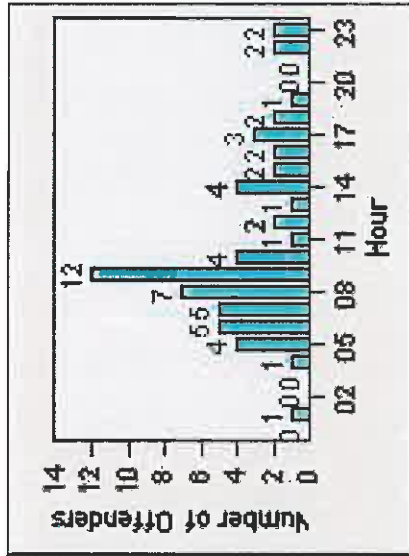
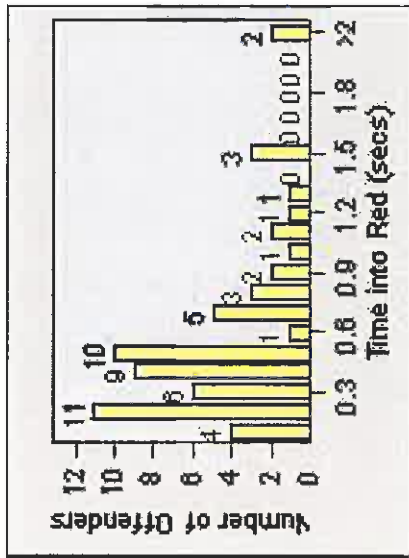


Redflex Redlight Offender Statistics

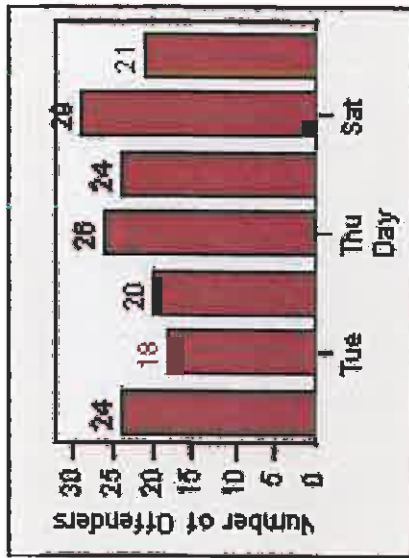
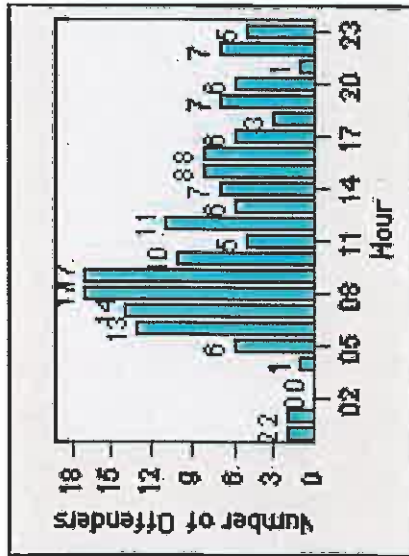
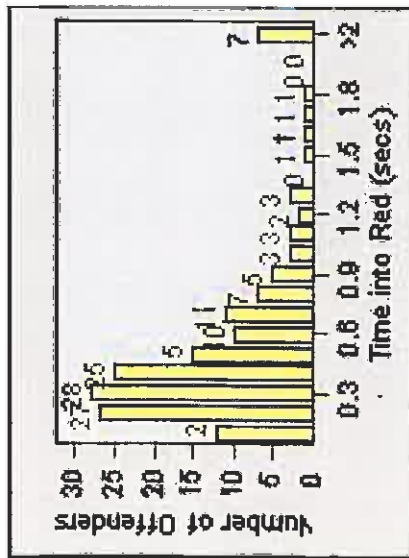


CONTRACT: Menlo Park **LOCATION:** MEN-BAWI-01 Bayfront Expwy and Willow Rd
DATE FROM: 1/Jul/2009 **DATE TO:** 31/Jul/2009

LANE 1



LANE 2

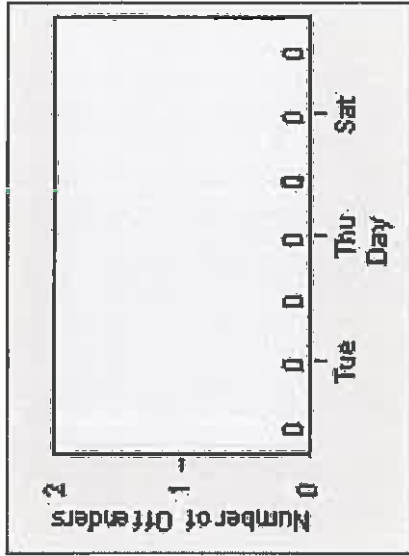
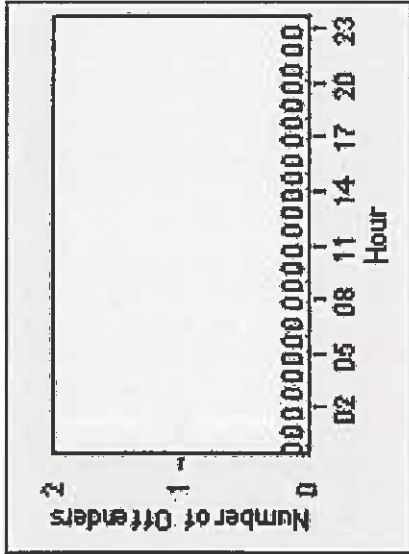
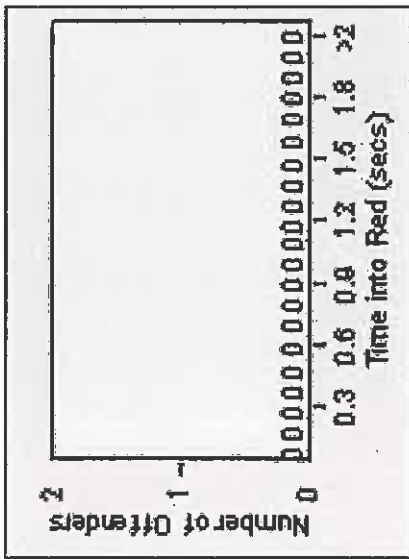


LANE 3

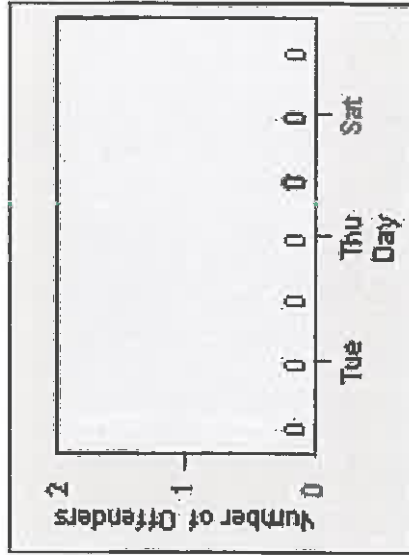
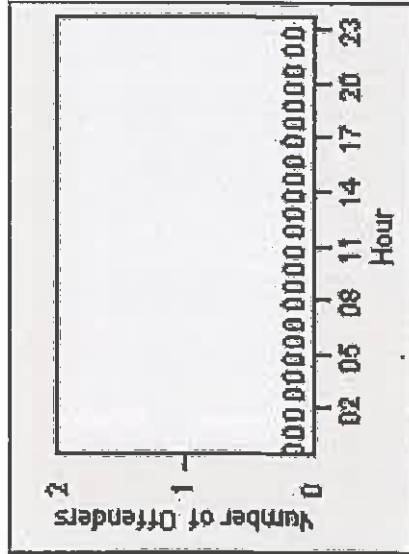
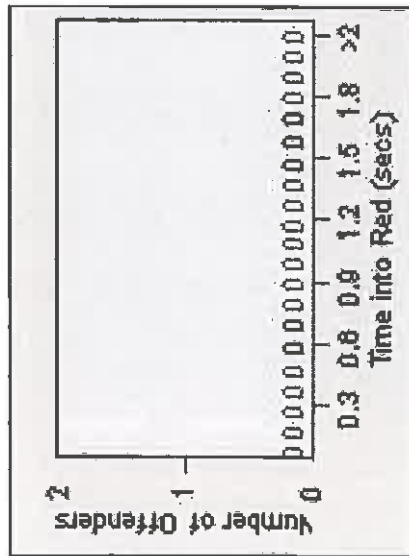
Redflex Redlight Offender Statistics



CONTRACT: Menlo Park **LOCATION:** MEN-BAWI-01 Bayfront Expwy and Willow Rd
DATE FROM: 1/Jul/2009 **DATE TO:** 31/Jul/2009



LANE 4



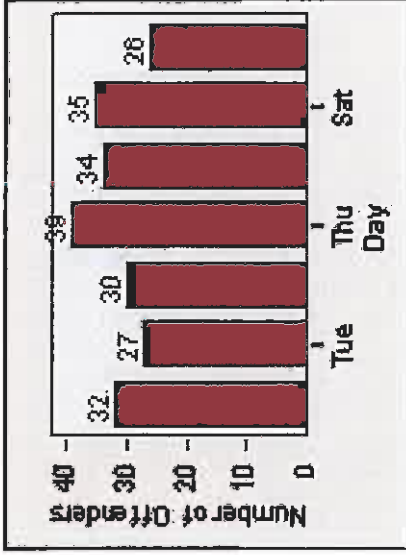
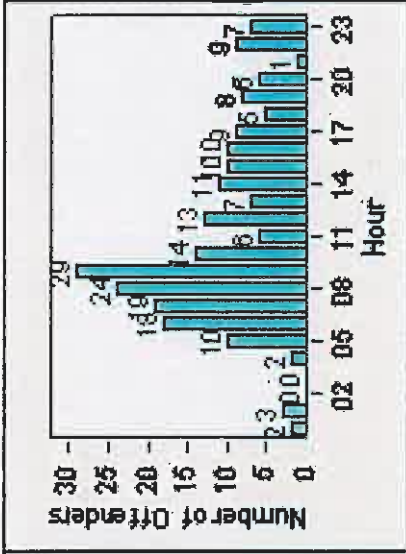
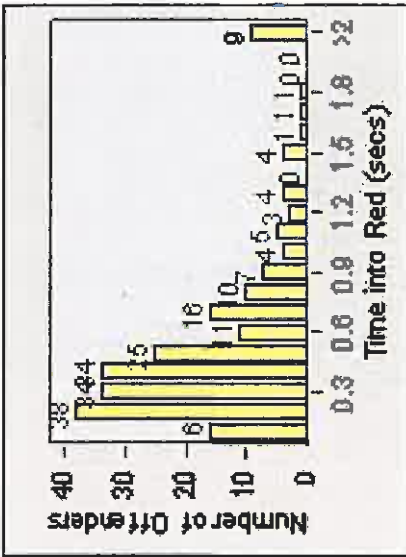
LANE TOTAL

MP - 000034



Redflex Redlight Offender Statistics

CONTRACT: Menlo Park **LOCATION:** MEN-BAWI-01 Bayfront Expwy and Willow Rd
DATE FROM: 1/Jul/2009 **DATE TO:** 31/Jul/2009

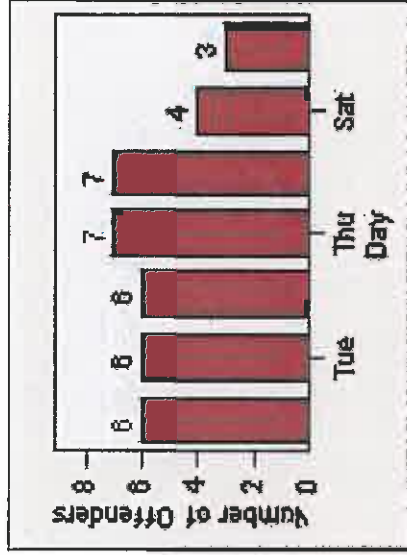
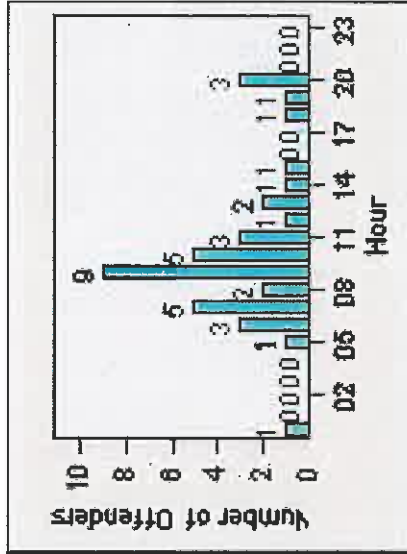
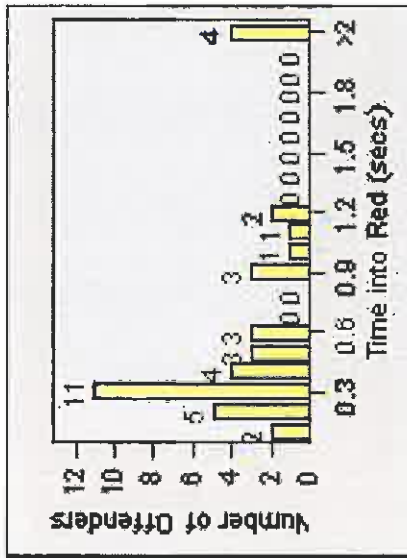


Redflex Redlight Offender Statistics

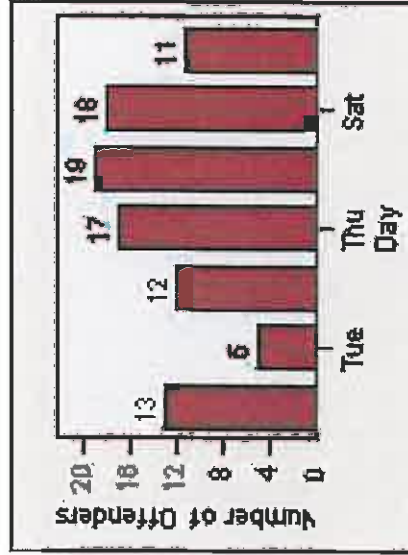
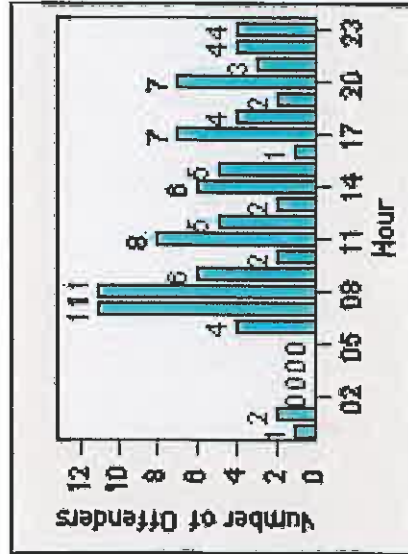
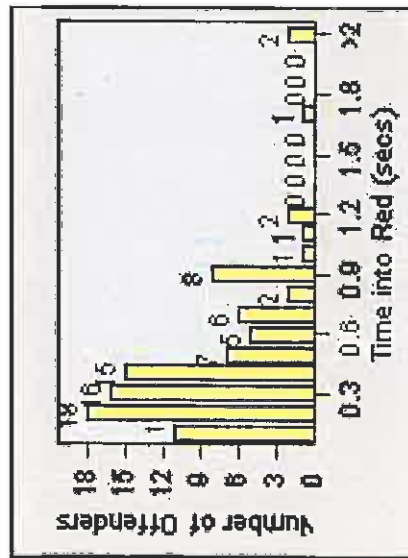


CONTRACT: Menlo Park **LOCATION:** MEN-BAWI-01 Bayfront Expwy and Willow Rd
DATE FROM: 1/Jan/2010 **DATE TO:** 31/Jan/2010

LANE 1



LANE 2

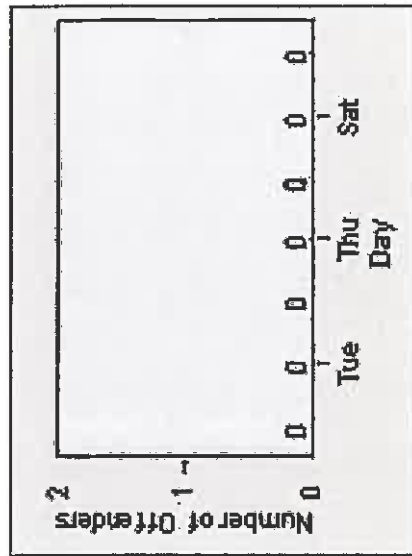




LANE 3

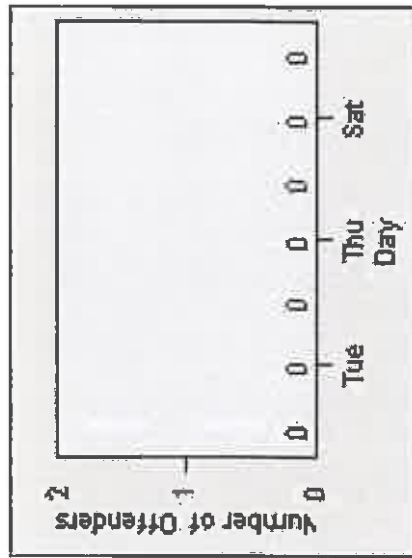
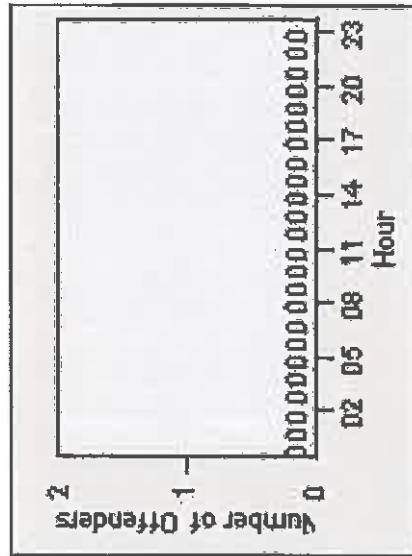

Redflex Redlight Offender Statistics



CONTRACT: Menlo Park **LOCATION:** MEN-BAWI-01 Bayfront Expwy and Willow Rd
DATE FROM: 1/Jan/2010 **DATE TO:** 31/Jan/2010



LANE 4



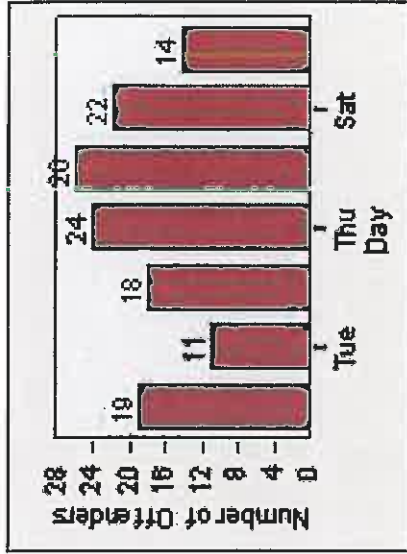
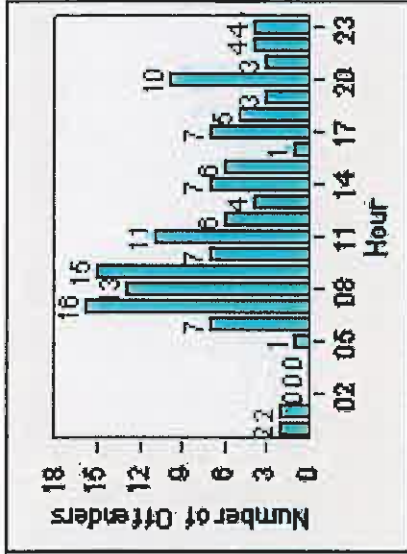
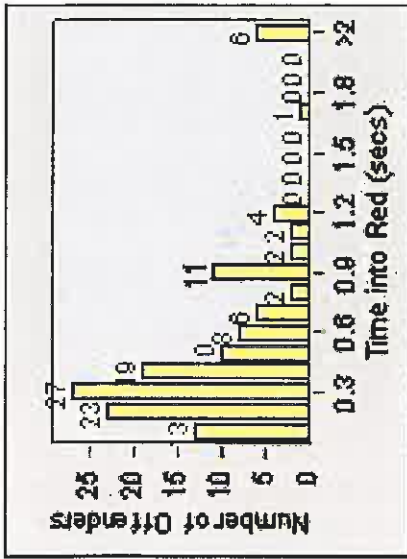
LANE TOTAL

MP - 000037

Redflex Redlight Offender Statistics



CONTRACT: Menlo Park **LOCATION:** MEN-BAWI-01 Bayfront Expwy and Willow Rd
DATE FROM: 1/Jan/2010 **DATE TO:** 31/Jan/2010



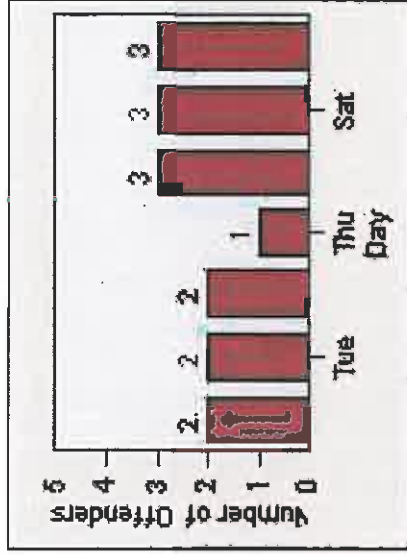
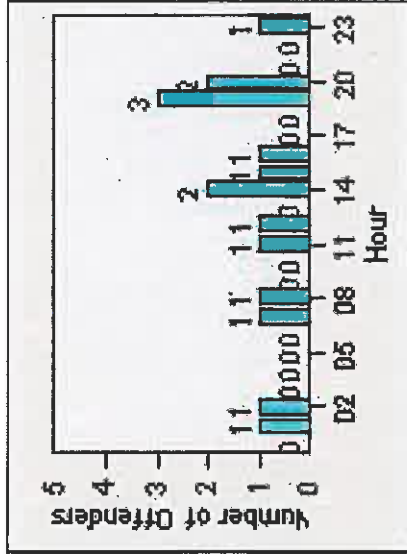
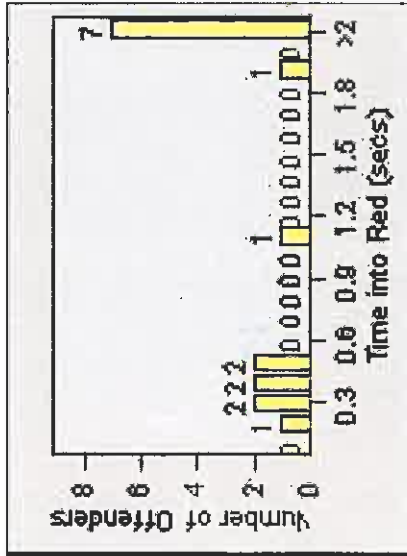
MP - 000038



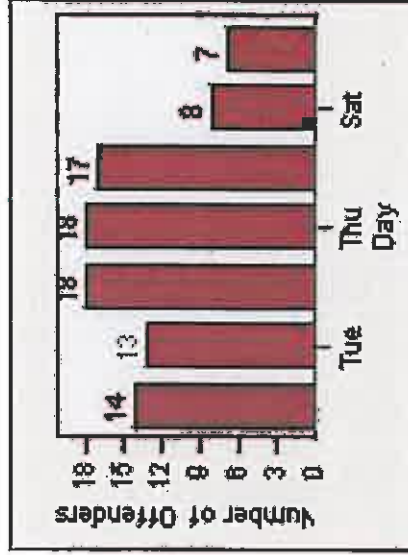
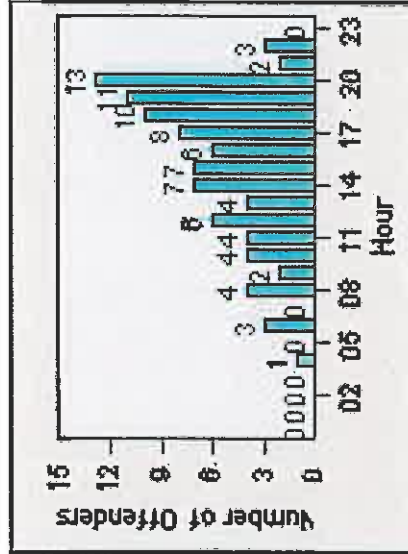
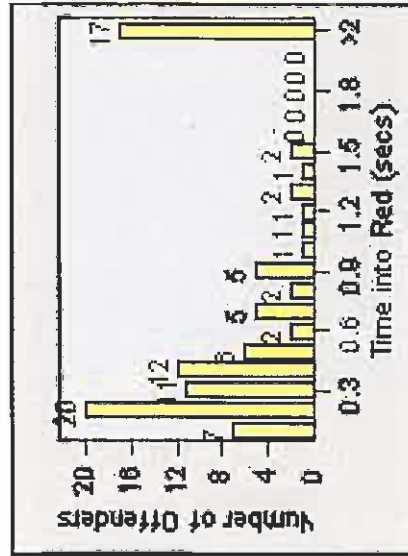
Redflex Redlight Offender Statistics

CONTRACT: Menlo Park **LOCATION:** MEN-ECVA-01 El Camino Real and Glenwood Avenue
DATE FROM: 1/Jan/2009 **DATE TO:** 31/Jan/2009

LANE 1



LANE 2

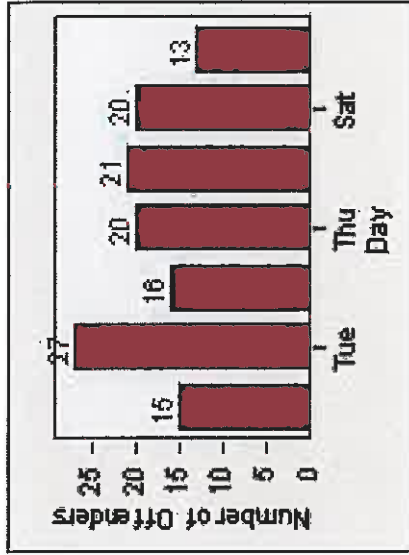
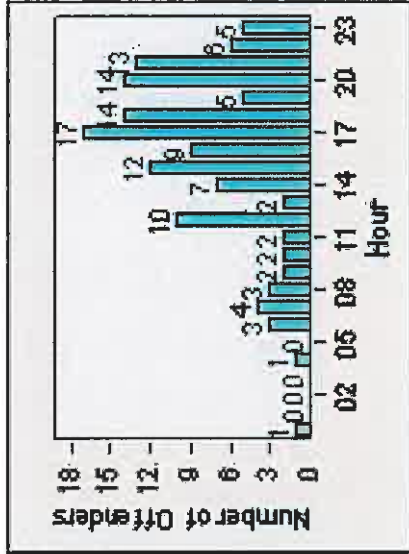
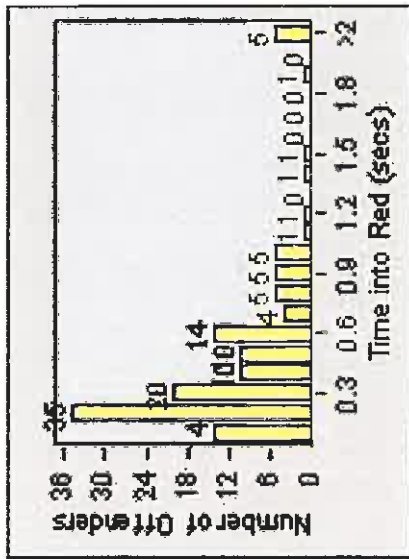


LANE 3

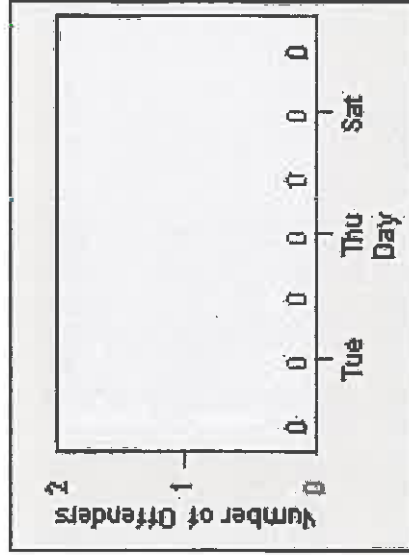
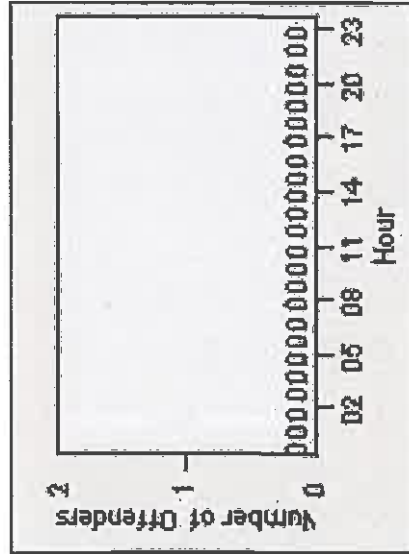

Redflex Redlight Offender Statistics



CONTRACT: Menlo Park **LOCATION:** MEN-ECVA-01 El Camino Real and Glenwood Avenue
DATE FROM: 1/Jan/2009 **DATE TO:** 31/Jan/2009



LANE 4



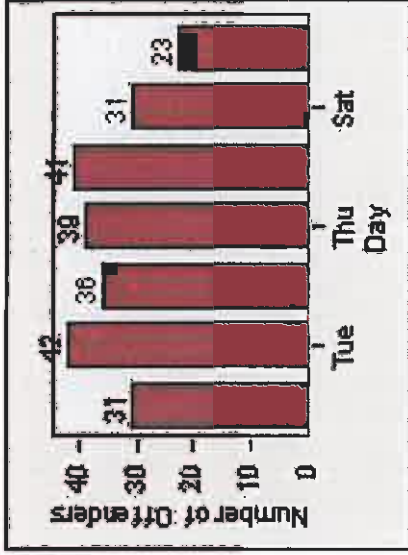
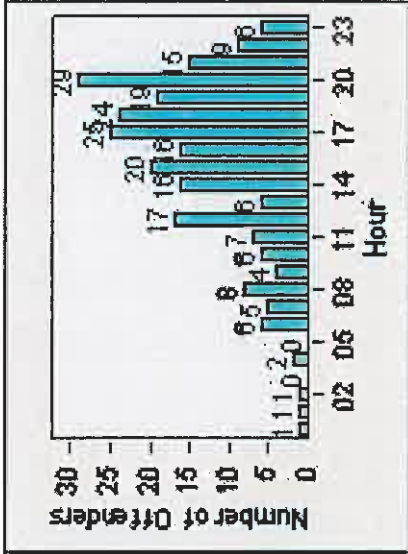
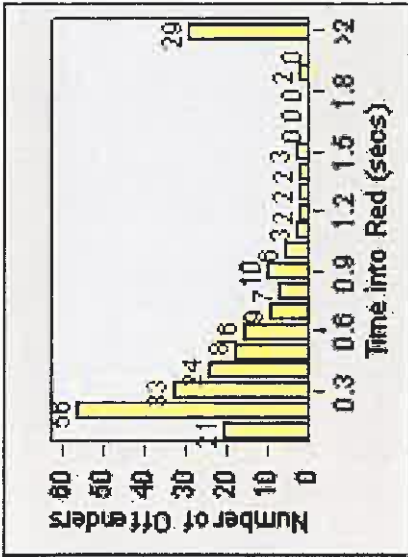
LANE TOTAL

MP - 000040



Redflex Redlight Offender Statistics

CONTRACT: Menlo Park **LOCATION:** MEN-ECVA-01 El Camino Real and Glenwood Avenue
DATE FROM: 1/Jan/2009 **DATE TO:** 31/Jan/2009

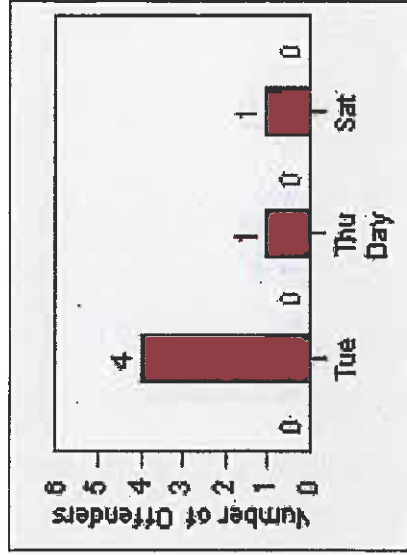
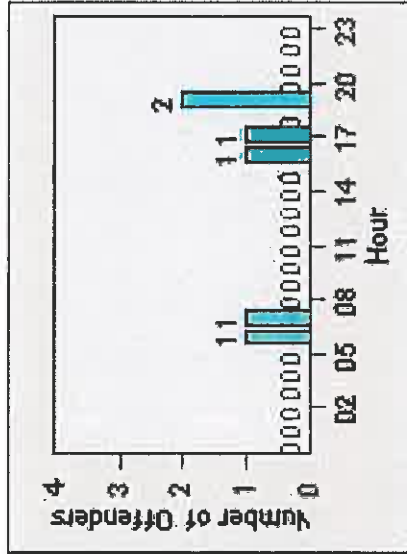
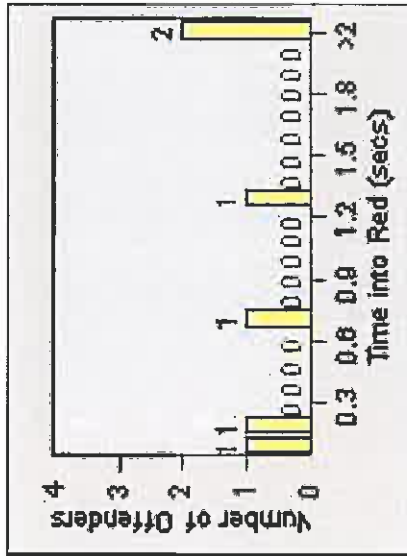


Redflex Redlight Offender Statistics

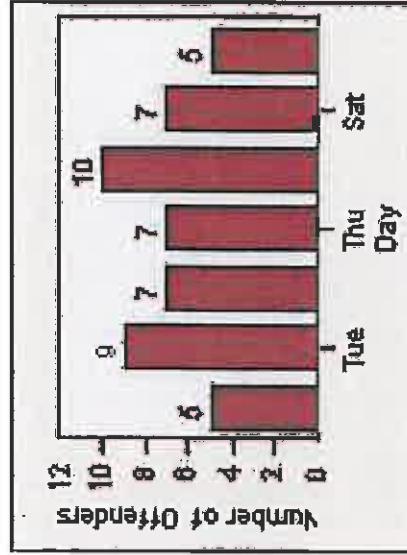
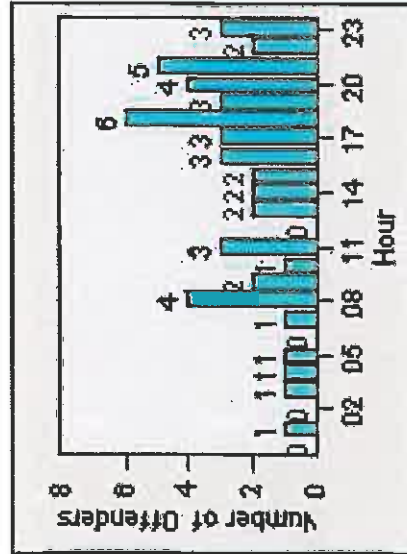
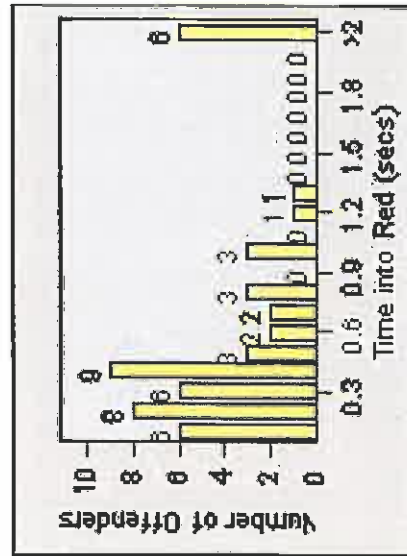


CONTRACT: Menlo Park **LOCATION:** MEN-ECVA-01 El Camino Real and Glenwood Avenue
DATE FROM: 1/Jan/2010 **DATE TO:** 31/Jan/2010

LANE 1



LANE 2

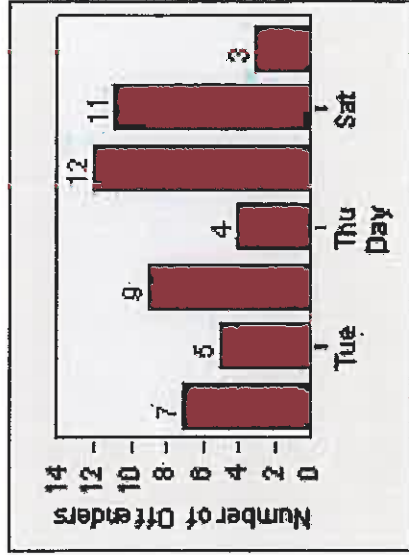
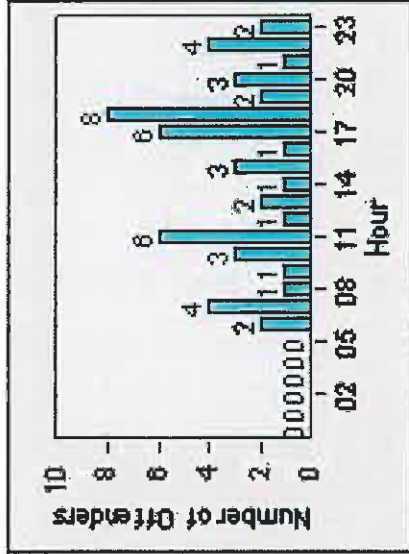
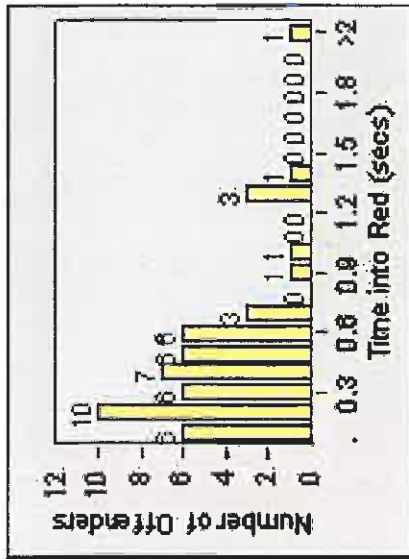


LANE 3

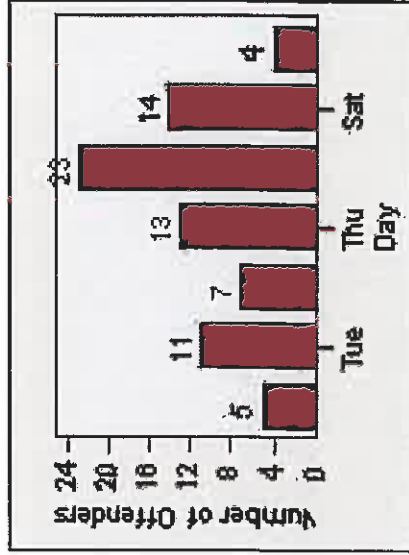
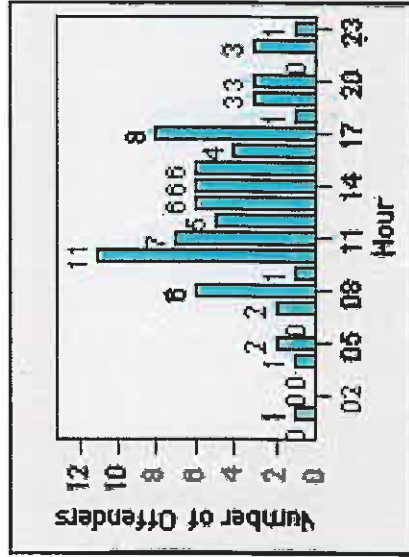
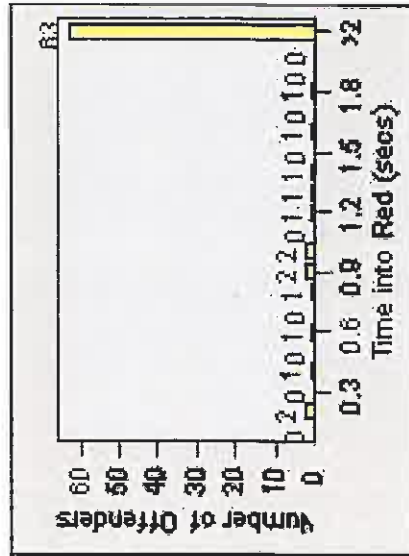
Redflex Redlight Offender Statistics



CONTRACT: Menlo Park **LOCATION:** MEN-ECVA-01 El Camino Real and Glenwood Avenue
DATE FROM: 1/Jan/2010 **DATE TO:** 31/Jan/2010



LANE 4



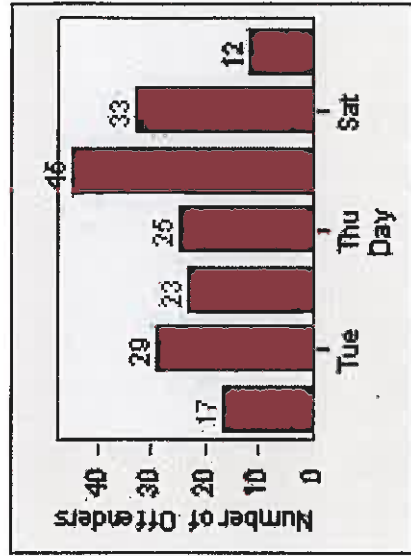
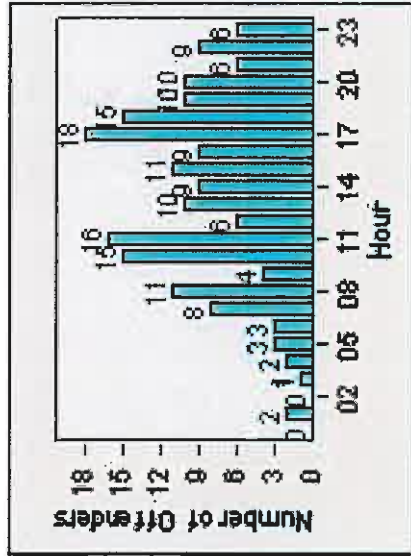
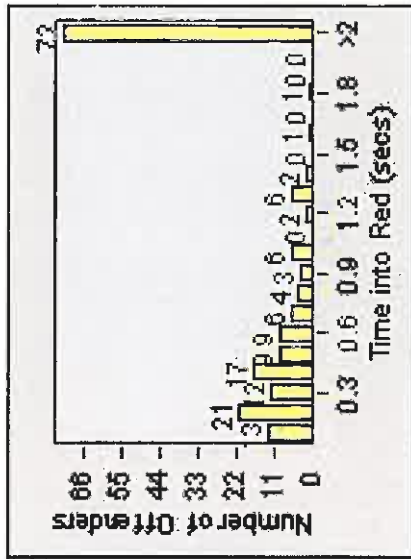
LANE TOTAL

MP - 000043

Redflex Redlight Offender Statistics



CONTRACT: Menlo Park **LOCATION:** MEN-ECVA-01 El Camino Real and Glenwood Avenue
DATE FROM: 1/Jan/2010 **DATE TO:** 31/Jan/2010



MP - 000044