




Expo Line Monthly Report



February 2020



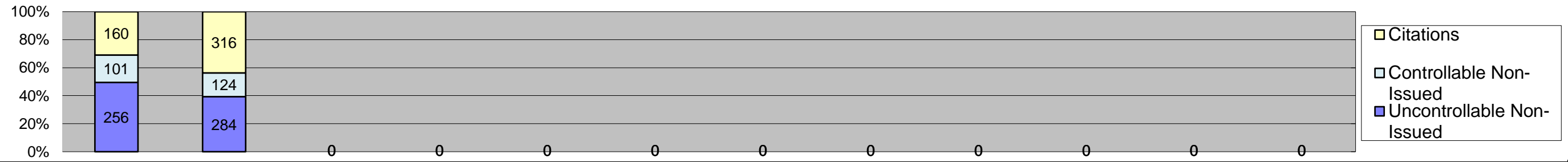


Table of Contents

Report Title	Page
<i>Approach Summary Report, All Locations.....</i>	3
<i>Approach Summary Report, Location 5008: SB to EB Flower @ Washington.....</i>	4
<i>Approach Summary Report, Location 5018: SB to WB Flower @ USC Trade Tech.....</i>	5
<i>Approach Summary Report, Location 5028: SB to EB Flower @ 23rd.....</i>	6
<i>Approach Summary Report, Location 5038: SB to EB Flower @ Adams.....</i>	7
<i>Approach Summary Report, Location 5048: SB to EB Flower @ 28th St.....</i>	8
<i>Approach Summary Report, Location 5058: Sb to EB Flower @ 30th St.....</i>	9
<i>Approach Summary Report, Location 5068: SB to EB Flower @ Jefferson.....</i>	10
<i>Approach Summary Report, Location 5077: EB to NB Exposition @ Watt.....</i>	11
<i>Approach Summary Report, Location 5079: WB to SB Exposition @ Bill Robertson.....</i>	12
<i>Approach Summary Report, Location 5087: EB to NB Exposition @ Vermont.....</i>	13
<i>Approach Summary Report, Location 5089: WB to SB Exposition @ Vermont.....</i>	14
<i>Approach Summary Report, Location 5097: EB to NB Exposition @ Raymond.....</i>	15
<i>Approach Summary Report, Location 5107: EB to NB Exposition @ Normandie.....</i>	16
<i>Approach Summary Report, Location 5109: WB to SB Exposition @ Normandie.....</i>	17
<i>Approach Summary Report, Location 5117: EB to NB Exposition @ Halldale.....</i>	18
<i>Approach Summary Report, Location 5119 WB to SB Exposition @ Denker.....</i>	19
<i>Approach Summary Report, Location 5127: EB to NB Exposition @ Western.....</i>	20
<i>Approach Summary Report, Location 5129: WB to SB Exposition @ Western.....</i>	21
<i>Approach Summary Report, Location 5137: EB to SB Exposition @ Crenshaw.....</i>	22
<i>Monthly Citation Yield Report.....</i>	23



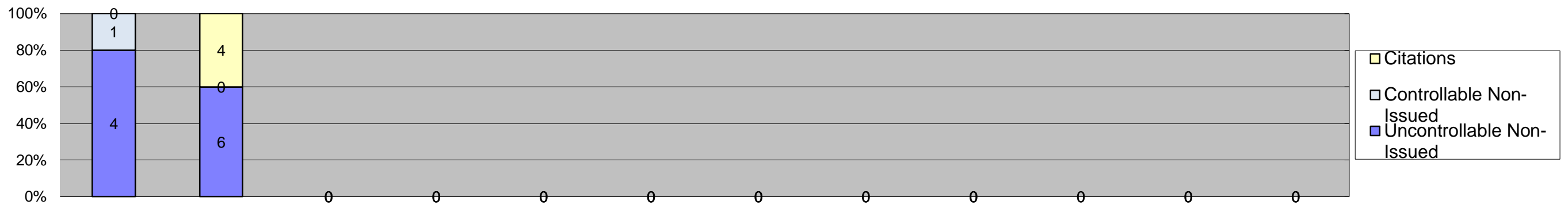
Los Angeles County MTA Expo Line
Approach Summary Report
All Locations
2020



Events	Jan-19	Feb-19	Mar-19	Apr-19	May-19	Jun-19	Jul-19	Aug-19	Sep-19	Oct-19	Nov-19	Dec-19	Year to Date Monthly Average	
													Quantity	%
Non-Violations	10,326	11,078	0	0	0	0	0	0	0	0	0	0	10,702	95%
Violations	517	724	0	0	0	0	0	0	0	0	0	0	621	5%
Total:	10,843	11,802	0	0	0	0	0	0	0	0	0	0	11,323	100%
Violations														
Uncontrollable Non-Issued	256	284	0	0	0	0	0	0	0	0	0	0	270	44%
Controllable Non-Issued	101	124	0	0	0	0	0	0	0	0	0	0	113	18%
Citations	160	316	0	0	0	0	0	0	0	0	0	0	238	38%
Total:	517	724	0	0	0	0	0	0	0	0	0	0	621	62%
Non-Violations														
Emergency Vehicle Non-Issuable	16	14	0	0	0	0	0	0	0	0	0	0	15	0%
Emergency Vehicle PD	0	0	0	0	0	0	0	0	0	0	0	0	0	0%
Intersection Control in Progress-PD	0	0	0	0	0	0	0	0	0	0	0	0	0	0%
Gate Down/ No Train	0	0	0	0	0	0	0	0	0	0	0	0	0	0%
No Violation Occurred	4,617	5,238	0	0	0	0	0	0	0	0	0	0	4,928	46%
Rear Axle Activation	99	125	0	0	0	0	0	0	0	0	0	0	112	1%
Right Turn- No Violation	0	0	0	0	0	0	0	0	0	0	0	0	0	0%
Test Shot	2,237	2,329	0	0	0	0	0	0	0	0	0	0	2,283	21%
Train Activation	3,357	3,371	0	0	0	0	0	0	0	0	0	0	3,364	31%
Amber Time Low	0	1	0	0	0	0	0	0	0	0	0	0	1	0%
Vehicle Stopped- PD	0	0	0	0	0	0	0	0	0	0	0	0	0	0%
Total:	10,326	11,078	0	0	0	0	0	0	0	0	0	0	10,703	100%
Uncontrollable Non-Issued Violations														
Administrative Dismissal	0	0	0	0	0	0	0	0	0	0	0	0	0	0%
Address/CDL/DOB Match Fail	25	46	0	0	0	0	0	0	0	0	0	0	36	13%
Car Obstructed	6	6	0	0	0	0	0	0	0	0	0	0	6	2%
Conditions Beyond Control	0	0	0	0	0	0	0	0	0	0	0	0	0	0%
Driver Identity Unclear	0	1	0	0	0	0	0	0	0	0	0	0	1	0%
Driver Obstructed	30	29	0	0	0	0	0	0	0	0	0	0	30	11%
Exposed	0	0	0	0	0	0	0	0	0	0	0	0	0	0%
Emergency Vehicle Issue	4	2	0	0	0	0	0	0	0	0	0	0	3	1%
Glare on Plate	35	53	0	0	0	0	0	0	0	0	0	0	44	16%
Glare on Windshield	63	47	0	0	0	0	0	0	0	0	0	0	55	20%
Illegible Plate	1	8	0	0	0	0	0	0	0	0	0	0	5	2%
Interest of Justice- PD	0	0	0	0	0	0	0	0	0	0	0	0	0	0%
Image Quality- PD	0	0	0	0	0	0	0	0	0	0	0	0	0	0%
Issuance Criteria Not Met- PD	0	0	0	0	0	0	0	0	0	0	0	0	0	0%
No Warning Sign	0	0	0	0	0	0	0	0	0	0	0	0	0	0%
No Plate	53	62	0	0	0	0	0	0	0	0	0	0	58	21%
No Speed Captured	0	0	0	0	0	0	0	0	0	0	0	0	0	0%
Obstruction In Photo- PD	0	1	0	0	0	0	0	0	0	0	0	0	1	0%
Out of State	12	17	0	0	0	0	0	0	0	0	0	0	15	5%
Plate Obstructed	16	12	0	0	0	0	0	0	0	0	0	0	14	5%
Short Yellow- PD	0	0	0	0	0	0	0	0	0	0	0	0	0	0%
Third Party Damage	0	0	0	0	0	0	0	0	0	0	0	0	0	0%
TSB Epired	0	0	0	0	0	0	0	0	0	0	0	0	0	0%
TSB No Hit	11	0	0	0	0	0	0	0	0	0	0	0	11	4%
Total:	256	284	0	0	0	0	0	0	0	0	0	0	277	100%
Controllable Non-Issued Violations														
Conduent Expire	0	0	0	0	0	0	0	0	0	0	0	0	0	0%
Clarity of Plate	1	0	0	0	0	0	0	0	0	0	0	0	1	1%
Clarity of Driver	0	0	0	0	0	0	0	0	0	0	0	0	0	0%
Dark Interior	48	61	0	0	0	0	0	0	0	0	0	0	55	48%
Data Box Related- PD	0	0	0	0	0	0	0	0	0	0	0	0	0	0%
Data Box Data Error- PD	0	0	0	0	0	0	0	0	0	0	0	0	0	0%
Data Entry Error	4	4	0	0	0	0	0	0	0	0	0	0	4	4%
Exposed	0	0	0	0	0	0	0	0	0	0	0	0	0	0%
Equipment Malfunction	12	28	0	0	0	0	0	0	0	0	0	0	20	18%
Framing- PD	0	0	0	0	0	0	0	0	0	0	0	0	0	0%
Framing of Car	31	28	0	0	0	0	0	0	0	0	0	0	30	26%
Framing of Driver	0	0	0	0	0	0	0	0	0	0	0	0	0	0%
Operator Error	0	0	0	0	0	0	0	0	0	0	0	0	0	0%
Framing of Plate	5	3	0	0	0	0	0	0	0	0	0	0	4	4%
Reject Expired	0	0	0	0	0	0	0	0	0	0	0	0	0	0%
Speed Not Determined	0	0	0	0	0	0	0	0	0	0	0	0	0	0%
Total:	101	124	0	0	0	0	0	0	0	0	0	0	113	100%
Summary Metrics														
Daily Average Vehicle Passes	32,943	34,361	0	0	0	0	0	0	0	0	0	0	33,652	
Average Issued Speed	18	17	0	0	0	0	0	0	0	0	0	0	17	
Average Issued Red Seconds	29	16	0	0	0	0	0	0	0	0	0	0	22.1	
Citation / Violation Issuance Rate	31%	44%	0%	0%	0%	0%	0%	0%	0%	0%	0%	0%	37%	
Controllable Issuance Rate	61%	72%	0%	0%	0%	0%	0%	0%	0%	0%	0%	0%	67%	



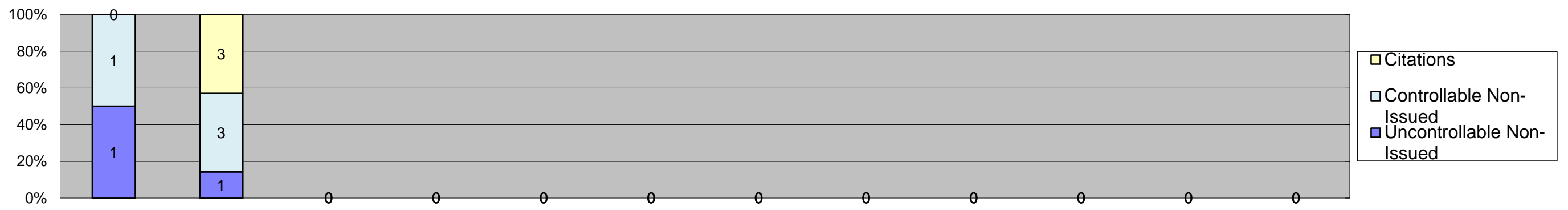
**Los Angeles County MTA Expo Line
Approach Summary Report
Location 5008: SB to EB Flower @ Washington**



Events	Jan-19	Feb-19	Mar-19	Apr-19	May-19	Jun-19	Jul-19	Aug-19	Sep-19	Oct-19	Nov-19	Dec-19	Year to Date Monthly Average	
													Quantity	%
Non-Violations	353	307	0	0	0	0	0	0	0	0	0	0	330	98%
Violations	5	10	0	0	0	0	0	0	0	0	0	0	8	2%
Total:	358	317	0	0	0	0	0	0	0	0	0	0	338	100%
Violations														
Uncontrollable Non-Issued	4	6	0	0	0	0	0	0	0	0	0	0	5	50%
Controllable Non-Issued	1	0	0	0	0	0	0	0	0	0	0	0	1	10%
Citations	0	4	0	0	0	0	0	0	0	0	0	0	4	40%
Total:	5	10	0	0	0	0	0	0	0	0	0	0	10	60%
Non-Violations														
Emergency Vehicle Non-Issuable	0	0	0	0	0	0	0	0	0	0	0	0	0	0%
Emergency Vehicle PD	0	0	0	0	0	0	0	0	0	0	0	0	0	0%
Intersection Control in Progress- PD	0	0	0	0	0	0	0	0	0	0	0	0	0	0%
Gate Down/ No Train	0	0	0	0	0	0	0	0	0	0	0	0	0	0%
No Violation Occurred	69	60	0	0	0	0	0	0	0	0	0	0	65	20%
Rear Axle Activation	5	9	0	0	0	0	0	0	0	0	0	0	7	2%
Right Turn- No Violation	0	0	0	0	0	0	0	0	0	0	0	0	0	0%
Test Shot	105	97	0	0	0	0	0	0	0	0	0	0	101	31%
Train Activation	174	141	0	0	0	0	0	0	0	0	0	0	158	48%
Amber Time Low	0	0	0	0	0	0	0	0	0	0	0	0	0	0%
Vehicle Stopped- PD	0	0	0	0	0	0	0	0	0	0	0	0	0	0%
Total:	353	307	0	0	0	0	0	0	0	0	0	0	330	100%
Uncontrollable Non-Issued Violations														
Administrative Dismissal	0	0	0	0	0	0	0	0	0	0	0	0	0	0%
Address/CDL/DOB Match Fail	0	2	0	0	0	0	0	0	0	0	0	0	2	27%
Car Obstructed	0	0	0	0	0	0	0	0	0	0	0	0	0	0%
Conditions Beyond Control	0	0	0	0	0	0	0	0	0	0	0	0	0	0%
Driver Identity Unclear	0	0	0	0	0	0	0	0	0	0	0	0	0	0%
Driver Obstructed	0	1	0	0	0	0	0	0	0	0	0	0	1	13%
Exposed	0	0	0	0	0	0	0	0	0	0	0	0	0	0%
Emergency Vehicle Issue	0	0	0	0	0	0	0	0	0	0	0	0	0	0%
Glare on Plate	1	1	0	0	0	0	0	0	0	0	0	0	1	13%
Glare on Windshield	0	0	0	0	0	0	0	0	0	0	0	0	0	0%
Illegible Plate	0	0	0	0	0	0	0	0	0	0	0	0	0	0%
Interest of Justice- PD	0	0	0	0	0	0	0	0	0	0	0	0	0	0%
Image Quality- PD	0	0	0	0	0	0	0	0	0	0	0	0	0	0%
Issuance Criteria Not Met- PD	0	0	0	0	0	0	0	0	0	0	0	0	0	0%
No Warning Sign	0	0	0	0	0	0	0	0	0	0	0	0	0	0%
No Plate	2	1	0	0	0	0	0	0	0	0	0	0	2	20%
No Speed Captured	0	0	0	0	0	0	0	0	0	0	0	0	0	0%
Obstruction In Photo- PD	0	0	0	0	0	0	0	0	0	0	0	0	0	0%
Out of State	0	1	0	0	0	0	0	0	0	0	0	0	1	13%
Plate Obstructed	0	0	0	0	0	0	0	0	0	0	0	0	0	0%
Short Yellow- PD	0	0	0	0	0	0	0	0	0	0	0	0	0	0%
Third Party Damage	0	0	0	0	0	0	0	0	0	0	0	0	0	0%
TSB Epired	0	0	0	0	0	0	0	0	0	0	0	0	0	0%
TSB No Hit	1	0	0	0	0	0	0	0	0	0	0	0	1	13%
Total:	4	6	0	0	0	0	0	0	0	0	0	0	8	100%
Controllable Non-Issued Violations														
Conduent Expire	0	0	0	0	0	0	0	0	0	0	0	0	0	0%
Clarity of Plate	1	0	0	0	0	0	0	0	0	0	0	0	1	100%
Clarity of Driver	0	0	0	0	0	0	0	0	0	0	0	0	0	0%
Dark Interior	0	0	0	0	0	0	0	0	0	0	0	0	0	0%
Data Box Related- PD	0	0	0	0	0	0	0	0	0	0	0	0	0	0%
Data Box Data Error- PD	0	0	0	0	0	0	0	0	0	0	0	0	0	0%
Data Entry Error	0	0	0	0	0	0	0	0	0	0	0	0	0	0%
Exposed	0	0	0	0	0	0	0	0	0	0	0	0	0	0%
Equipment Malfunction	0	0	0	0	0	0	0	0	0	0	0	0	0	0%
Framing- PD	0	0	0	0	0	0	0	0	0	0	0	0	0	0%
Framing of Car	0	0	0	0	0	0	0	0	0	0	0	0	0	0%
Framing of Driver	0	0	0	0	0	0	0	0	0	0	0	0	0	0%
Operator Error	0	0	0	0	0	0	0	0	0	0	0	0	0	0%
Framing of Plate	0	0	0	0	0	0	0	0	0	0	0	0	0	0%
Reject Expired	0	0	0	0	0	0	0	0	0	0	0	0	0	0%
Speed Not Determined	0	0	0	0	0	0	0	0	0	0	0	0	0	0%
Total:	1	0	0	0	0	0	0	0	0	0	0	0	1	100%
Summary Metrics														
Daily Average Vehicle Passes	1,851	1,878	0	0	0	0	0	0	0	0	0	0	1,865	
Average Issued Speed	21	22	0	0	0	0	0	0	0	0	0	0	22	
Average Issued Red Seconds	211.4	0.5	0.0	0.0	0.0	0.0	0.0	0.0	0.0	0.0	0.0	0.0	106.0	
Citation / Violation Issuance Rate	0%	40%	0%	0%	0%	0%	0%	0%	0%	0%	0%	0%	40%	
Controllable Issuance Rate	0%	100%	0%	0%	0%	0%	0%	0%	0%	0%	0%	0%	100%	



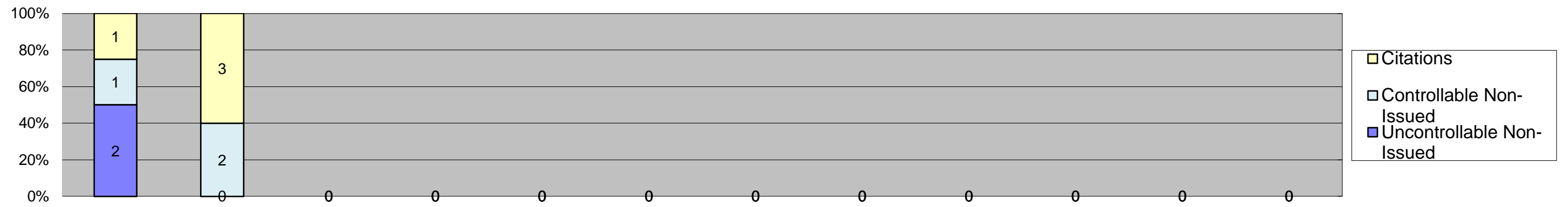
**Los Angeles County MTA Expo Line
Approach Summary Report
Location 5018: SB to WB Flower @ USC Trade Tech**



Events	Jan-19	Feb-19	Mar-19	Apr-19	May-19	Jun-19	Jul-19	Aug-19	Sep-19	Oct-19	Nov-19	Dec-19	Year to Date Monthly Average	
	Quantity	Quantity	Quantity	Quantity	Quantity	Quantity	Quantity	Quantity	Quantity	Quantity	Quantity	Quantity	Quantity	%
Non-Violations	1,253	1,795	0	0	0	0	0	0	0	0	0	0	1,524	100%
Violations	2	7	0	0	0	0	0	0	0	0	0	0	5	0%
Total:	1,255	1,802	0	0	0	0	0	0	0	0	0	0	1,529	100%
Violations														
Uncontrollable Non-Issued	1	1	0	0	0	0	0	0	0	0	0	0	1	17%
Controllable Non-Issued	1	3	0	0	0	0	0	0	0	0	0	0	2	33%
Citations	0	3	0	0	0	0	0	0	0	0	0	0	3	50%
Total:	2	7	0	0	0	0	0	0	0	0	0	0	6	50%
Non-Violations														
Emergency Vehicle Non-Issuable	0	0	0	0	0	0	0	0	0	0	0	0	0	0%
Emergency Vehicle PD	0	0	0	0	0	0	0	0	0	0	0	0	0	0%
Intersection Control in Progress- PD	0	0	0	0	0	0	0	0	0	0	0	0	0	0%
Gate Down/ No Train	0	0	0	0	0	0	0	0	0	0	0	0	0	0%
No Violation Occurred	654	1,068	0	0	0	0	0	0	0	0	0	0	861	56%
Rear Axle Activation	0	1	0	0	0	0	0	0	0	0	0	0	1	0%
Right Turn- No Violation	0	0	0	0	0	0	0	0	0	0	0	0	0	0%
Test Shot	107	109	0	0	0	0	0	0	0	0	0	0	108	7%
Train Activation	492	617	0	0	0	0	0	0	0	0	0	0	555	36%
Amber Time Low	0	0	0	0	0	0	0	0	0	0	0	0	0	0%
Vehicle Stopped- PD	0	0	0	0	0	0	0	0	0	0	0	0	0	0%
Total:	1,253	1,795	0	0	0	0	0	0	0	0	0	0	1,525	100%
Uncontrollable Non-Issued Violations														
Administrative Dismissal	0	0	0	0	0	0	0	0	0	0	0	0	0	0%
Address/CDL/DOB Match Fail	0	0	0	0	0	0	0	0	0	0	0	0	0	0%
Car Obstructed	0	0	0	0	0	0	0	0	0	0	0	0	0	0%
Conditions Beyond Control	0	0	0	0	0	0	0	0	0	0	0	0	0	0%
Driver Identity Unclear	0	0	0	0	0	0	0	0	0	0	0	0	0	0%
Driver Obstructed	0	1	0	0	0	0	0	0	0	0	0	0	1	50%
Exposed	0	0	0	0	0	0	0	0	0	0	0	0	0	0%
Emergency Vehicle Issue	0	0	0	0	0	0	0	0	0	0	0	0	0	0%
Glare on Plate	0	0	0	0	0	0	0	0	0	0	0	0	0	0%
Glare on Windshield	0	0	0	0	0	0	0	0	0	0	0	0	0	0%
Illegible Plate	0	0	0	0	0	0	0	0	0	0	0	0	0	0%
Interest of Justice- PD	0	0	0	0	0	0	0	0	0	0	0	0	0	0%
Image Quality- PD	0	0	0	0	0	0	0	0	0	0	0	0	0	0%
Issuance Criteria Not Met- PD	0	0	0	0	0	0	0	0	0	0	0	0	0	0%
No Warning Sign	0	0	0	0	0	0	0	0	0	0	0	0	0	0%
No Plate	1	0	0	0	0	0	0	0	0	0	0	0	1	50%
No Speed Captured	0	0	0	0	0	0	0	0	0	0	0	0	0	0%
Obstruction In Photo- PD	0	0	0	0	0	0	0	0	0	0	0	0	0	0%
Out of State	0	0	0	0	0	0	0	0	0	0	0	0	0	0%
Plate Obstructed	0	0	0	0	0	0	0	0	0	0	0	0	0	0%
Short Yellow- PD	0	0	0	0	0	0	0	0	0	0	0	0	0	0%
Third Party Damage	0	0	0	0	0	0	0	0	0	0	0	0	0	0%
TSB Epired	0	0	0	0	0	0	0	0	0	0	0	0	0	0%
TSB No Hit	0	0	0	0	0	0	0	0	0	0	0	0	0	0%
Total:	1	1	0	0	0	0	0	0	0	0	0	0	2	100%
Controllable Non-Issued Violations														
Conduent Expire	0	0	0	0	0	0	0	0	0	0	0	0	0	0%
Clarity of Plate	0	0	0	0	0	0	0	0	0	0	0	0	0	0%
Clarity of Driver	0	0	0	0	0	0	0	0	0	0	0	0	0	0%
Dark Interior	1	1	0	0	0	0	0	0	0	0	0	0	1	33%
Data Box Related- PD	0	0	0	0	0	0	0	0	0	0	0	0	0	0%
Data Box Data Error- PD	0	0	0	0	0	0	0	0	0	0	0	0	0	0%
Data Entry Error	0	1	0	0	0	0	0	0	0	0	0	0	1	33%
Exposed	0	0	0	0	0	0	0	0	0	0	0	0	0	0%
Equipment Malfunction	0	1	0	0	0	0	0	0	0	0	0	0	1	33%
Framing- PD	0	0	0	0	0	0	0	0	0	0	0	0	0	0%
Framing of Car	0	0	0	0	0	0	0	0	0	0	0	0	0	0%
Framing of Driver	0	0	0	0	0	0	0	0	0	0	0	0	0	0%
Operator Error	0	0	0	0	0	0	0	0	0	0	0	0	0	0%
Framing of Plate	0	0	0	0	0	0	0	0	0	0	0	0	0	0%
Reject Expired	0	0	0	0	0	0	0	0	0	0	0	0	0	0%
Speed Not Determined	0	0	0	0	0	0	0	0	0	0	0	0	0	0%
Total:	1	3	0	0	0	0	0	0	0	0	0	0	3	100%
Summary Metrics														
Daily Average Vehicle Passes	1,534	1,679	0	0	0	0	0	0	0	0	0	0	1,607	
Average Issued Speed	23	20	0	0	0	0	0	0	0	0	0	0	22	
Average Issued Red Seconds	0.4	15.4	0.0	0.0	0.0	0.0	0.0	0.0	0.0	0.0	0.0	0.0	7.9	
Citation / Violation Issuance Rate	0%	43%	0%	0%	0%	0%	0%	0%	0%	0%	0%	0%	43%	
Controllable Issuance Rate	0%	50%	0%	0%	0%	0%	0%	0%	0%	0%	0%	0%	50%	



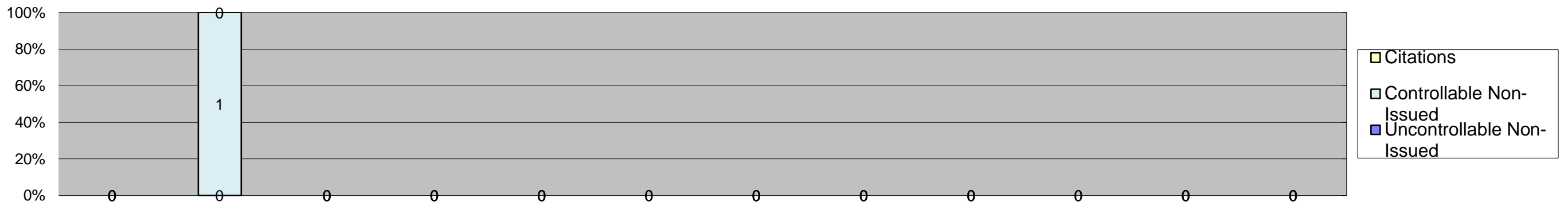
Los Angeles County MTA Expo Line
 Approach Summary Report
 Location 5028: SB to EB Flower @ 23rd



Events	Jan-19	Feb-19	Mar-19	Apr-19	May-19	Jun-19	Jul-19	Aug-19	Sep-19	Oct-19	Nov-19	Dec-19	Year to Date Monthly Average	
													Quantity	%
Non-Violations	988	1,071	0	0	0	0	0	0	0	0	0	0	1,030	100%
Violations	4	5	0	0	0	0	0	0	0	0	0	0	5	0%
Total:	992	1,076	0	0	0	0	0	0	0	0	0	0	1,034	100%
Violations														
Uncontrollable Non-Issued	2	0	0	0	0	0	0	0	0	0	0	0	2	36%
Controllable Non-Issued	1	2	0	0	0	0	0	0	0	0	0	0	2	27%
Citations	1	3	0	0	0	0	0	0	0	0	0	0	2	36%
Total:	4	5	0	0	0	0	0	0	0	0	0	0	6	64%
Non-Violations														
Emergency Vehicle Non-Issuable	0	2	0	0	0	0	0	0	0	0	0	0	2	0%
Emergency Vehicle PD	0	0	0	0	0	0	0	0	0	0	0	0	0	0%
Intersection Control in Progress- PD	0	0	0	0	0	0	0	0	0	0	0	0	0	0%
Gate Down/ No Train	0	0	0	0	0	0	0	0	0	0	0	0	0	0%
No Violation Occurred	678	747	0	0	0	0	0	0	0	0	0	0	713	69%
Rear Axle Activation	0	0	0	0	0	0	0	0	0	0	0	0	0	0%
Right Turn- No Violation	0	0	0	0	0	0	0	0	0	0	0	0	0	0%
Test Shot	102	108	0	0	0	0	0	0	0	0	0	0	105	10%
Train Activation	208	214	0	0	0	0	0	0	0	0	0	0	211	20%
Amber Time Low	0	0	0	0	0	0	0	0	0	0	0	0	0	0%
Vehicle Stopped- PD	0	0	0	0	0	0	0	0	0	0	0	0	0	0%
Total:	988	1,071	0	0	0	0	0	0	0	0	0	0	1,031	100%
Uncontrollable Non-Issued Violations														
Administrative Dismissal	0	0	0	0	0	0	0	0	0	0	0	0	0	0%
Address/CDL/DOB Match Fail	0	0	0	0	0	0	0	0	0	0	0	0	0	0%
Car Obstructed	0	0	0	0	0	0	0	0	0	0	0	0	0	0%
Conditions Beyond Control	0	0	0	0	0	0	0	0	0	0	0	0	0	0%
Driver Identity Unclear	0	0	0	0	0	0	0	0	0	0	0	0	0	0%
Driver Obstructed	0	0	0	0	0	0	0	0	0	0	0	0	0	0%
Exposed	0	0	0	0	0	0	0	0	0	0	0	0	0	0%
Emergency Vehicle Issue	0	0	0	0	0	0	0	0	0	0	0	0	0	0%
Glare on Plate	0	0	0	0	0	0	0	0	0	0	0	0	0	0%
Glare on Windshield	1	0	0	0	0	0	0	0	0	0	0	0	1	50%
Illegible Plate	0	0	0	0	0	0	0	0	0	0	0	0	0	0%
Interest of Justice- PD	0	0	0	0	0	0	0	0	0	0	0	0	0	0%
Image Quality- PD	0	0	0	0	0	0	0	0	0	0	0	0	0	0%
Issuance Criteria Not Met- PD	0	0	0	0	0	0	0	0	0	0	0	0	0	0%
No Warning Sign	0	0	0	0	0	0	0	0	0	0	0	0	0	0%
No Plate	1	0	0	0	0	0	0	0	0	0	0	0	1	50%
No Speed Captured	0	0	0	0	0	0	0	0	0	0	0	0	0	0%
Obstruction In Photo- PD	0	0	0	0	0	0	0	0	0	0	0	0	0	0%
Out of State	0	0	0	0	0	0	0	0	0	0	0	0	0	0%
Plate Obstructed	0	0	0	0	0	0	0	0	0	0	0	0	0	0%
Short Yellow- PD	0	0	0	0	0	0	0	0	0	0	0	0	0	0%
Third Party Damage	0	0	0	0	0	0	0	0	0	0	0	0	0	0%
TSB Epired	0	0	0	0	0	0	0	0	0	0	0	0	0	0%
TSB No Hit	0	0	0	0	0	0	0	0	0	0	0	0	0	0%
Total:	2	0	0	0	0	0	0	0	0	0	0	0	2	100%
Controllable Non-Issued Violations														
Conduent Expire	0	0	0	0	0	0	0	0	0	0	0	0	0	0%
Clarity of Plate	0	0	0	0	0	0	0	0	0	0	0	0	0	0%
Clarity of Driver	0	0	0	0	0	0	0	0	0	0	0	0	0	0%
Dark Interior	1	1	0	0	0	0	0	0	0	0	0	0	1	50%
Data Box Related- PD	0	0	0	0	0	0	0	0	0	0	0	0	0	0%
Data Box Data Error- PD	0	0	0	0	0	0	0	0	0	0	0	0	0	0%
Data Entry Error	0	0	0	0	0	0	0	0	0	0	0	0	0	0%
Exposed	0	0	0	0	0	0	0	0	0	0	0	0	0	0%
Equipment Malfunction	0	1	0	0	0	0	0	0	0	0	0	0	1	50%
Framing- PD	0	0	0	0	0	0	0	0	0	0	0	0	0	0%
Framing of Car	0	0	0	0	0	0	0	0	0	0	0	0	0	0%
Framing of Driver	0	0	0	0	0	0	0	0	0	0	0	0	0	0%
Operator Error	0	0	0	0	0	0	0	0	0	0	0	0	0	0%
Framing of Plate	0	0	0	0	0	0	0	0	0	0	0	0	0	0%
Reject Expired	0	0	0	0	0	0	0	0	0	0	0	0	0	0%
Speed Not Determined	0	0	0	0	0	0	0	0	0	0	0	0	0	0%
Total:	1	2	0	0	0	0	0	0	0	0	0	0	2	100%
Summary Metrics														
Daily Average Vehicle Passes	1,771	1,864	0	0	0	0	0	0	0	0	0	0	1,817	
Average Issued Speed	21	25	0	0	0	0	0	0	0	0	0	0	23	
Average Issued Red Seconds	71.5	36.3	0.0	0.0	0.0	0.0	0.0	0.0	0.0	0.0	0.0	0.0	53.9	
Citation / Violation Issuance Rate	25%	60%	0%	0%	0%	0%	0%	0%	0%	0%	0%	0%	43%	
Controllable Issuance Rate	50%	60%	0%	0%	0%	0%	0%	0%	0%	0%	0%	0%	55%	



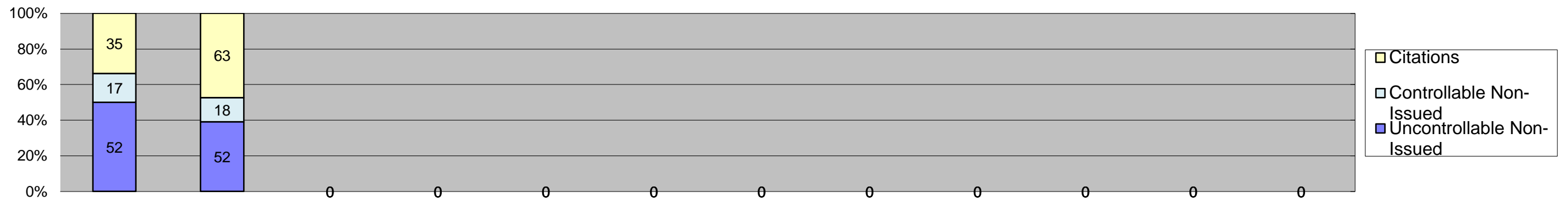
**Los Angeles County MTA Expo Line
Approach Summary Report
Location 5038: SB to EB Flower @ Adams**



Events	Jan-19	Feb-19	Mar-19	Apr-19	May-19	Jun-19	Jul-19	Aug-19	Sep-19	Oct-19	Nov-19	Dec-19	Year to Date Monthly Average	
	Quantity	Quantity	Quantity	Quantity	Quantity	Quantity	Quantity	Quantity	Quantity	Quantity	Quantity	Quantity	Quantity	%
Non-Violations	133	108	0	0	0	0	0	0	0	0	0	0	121	99%
Violations	0	1	0	0	0	0	0	0	0	0	0	0	1	1%
Total:	133	109	0	0	0	0	0	0	0	0	0	0	122	100%
Violations														
Uncontrollable Non-Issued	0	0	0	0	0	0	0	0	0	0	0	0	0	0%
Controllable Non-Issued	0	1	0	0	0	0	0	0	0	0	0	0	1	100%
Citations	0	0	0	0	0	0	0	0	0	0	0	0	0	0%
Total:	0	1	0	0	0	0	0	0	0	0	0	0	1	100%
Non-Violations														
Emergency Vehicle Non-Issuable	0	0	0	0	0	0	0	0	0	0	0	0	0	0%
Emergency Vehicle PD	0	0	0	0	0	0	0	0	0	0	0	0	0	0%
Intersection Control in Progress- PD	0	0	0	0	0	0	0	0	0	0	0	0	0	0%
Gate Down/ No Train	0	0	0	0	0	0	0	0	0	0	0	0	0	0%
No Violation Occurred	94	77	0	0	0	0	0	0	0	0	0	0	86	71%
Rear Axle Activation	0	0	0	0	0	0	0	0	0	0	0	0	0	0%
Right Turn- No Violation	0	0	0	0	0	0	0	0	0	0	0	0	0	0%
Test Shot	32	30	0	0	0	0	0	0	0	0	0	0	31	26%
Train Activation	7	1	0	0	0	0	0	0	0	0	0	0	4	3%
Amber Time Low	0	0	0	0	0	0	0	0	0	0	0	0	0	0%
Vehicle Stopped- PD	0	0	0	0	0	0	0	0	0	0	0	0	0	0%
Total:	133	108	0	0	0	0	0	0	0	0	0	0	121	100%
Uncontrollable Non-Issued Violations														
Administrative Dismissal	0	0	0	0	0	0	0	0	0	0	0	0	0	0
Address/CDL/DOB Match Fail	0	0	0	0	0	0	0	0	0	0	0	0	0	0
Car Obstructed	0	0	0	0	0	0	0	0	0	0	0	0	0	0
Conditions Beyond Control	0	0	0	0	0	0	0	0	0	0	0	0	0	0
Driver Identity Unclear	0	0	0	0	0	0	0	0	0	0	0	0	0	0
Driver Obstructed	0	0	0	0	0	0	0	0	0	0	0	0	0	0
Exposed	0	0	0	0	0	0	0	0	0	0	0	0	0	0
Emergency Vehicle Issue	0	0	0	0	0	0	0	0	0	0	0	0	0	0
Glare on Plate	0	0	0	0	0	0	0	0	0	0	0	0	0	0
Glare on Windshield	0	0	0	0	0	0	0	0	0	0	0	0	0	0
Illegible Plate	0	0	0	0	0	0	0	0	0	0	0	0	0	0
Interest of Justice- PD	0	0	0	0	0	0	0	0	0	0	0	0	0	0
Image Quality- PD	0	0	0	0	0	0	0	0	0	0	0	0	0	0
Issuance Criteria Not Met- PD	0	0	0	0	0	0	0	0	0	0	0	0	0	0
No Warning Sign	0	0	0	0	0	0	0	0	0	0	0	0	0	0
No Plate	0	0	0	0	0	0	0	0	0	0	0	0	0	0
No Speed Captured	0	0	0	0	0	0	0	0	0	0	0	0	0	0
Obstruction In Photo- PD	0	0	0	0	0	0	0	0	0	0	0	0	0	0
Out of State	0	0	0	0	0	0	0	0	0	0	0	0	0	0
Plate Obstructed	0	0	0	0	0	0	0	0	0	0	0	0	0	0
Short Yellow- PD	0	0	0	0	0	0	0	0	0	0	0	0	0	0
Third Party Damage	0	0	0	0	0	0	0	0	0	0	0	0	0	0
TSB Epired	0	0	0	0	0	0	0	0	0	0	0	0	0	0
TSB No Hit	0	0	0	0	0	0	0	0	0	0	0	0	0	0
Total:	0	0	0	0	0	0	0	0	0	0	0	0	0	0%
Controllable Non-Issued Violations														
Conduent Expire	0	0	0	0	0	0	0	0	0	0	0	0	0	0%
Clarity of Plate	0	0	0	0	0	0	0	0	0	0	0	0	0	0%
Clarity of Driver	0	0	0	0	0	0	0	0	0	0	0	0	0	0%
Dark Interior	0	1	0	0	0	0	0	0	0	0	0	0	1	100%
Data Box Related- PD	0	0	0	0	0	0	0	0	0	0	0	0	0	0%
Data Box Data Error- PD	0	0	0	0	0	0	0	0	0	0	0	0	0	0%
Data Entry Error	0	0	0	0	0	0	0	0	0	0	0	0	0	0%
Exposed	0	0	0	0	0	0	0	0	0	0	0	0	0	0%
Equipment Malfunction	0	0	0	0	0	0	0	0	0	0	0	0	0	0%
Framing- PD	0	0	0	0	0	0	0	0	0	0	0	0	0	0%
Framing of Car	0	0	0	0	0	0	0	0	0	0	0	0	0	0%
Framing of Driver	0	0	0	0	0	0	0	0	0	0	0	0	0	0%
Operator Error	0	0	0	0	0	0	0	0	0	0	0	0	0	0%
Framing of Plate	0	0	0	0	0	0	0	0	0	0	0	0	0	0%
Reject Expired	0	0	0	0	0	0	0	0	0	0	0	0	0	0%
Speed Not Determined	0	0	0	0	0	0	0	0	0	0	0	0	0	0%
Total:	0	1	0	0	0	0	0	0	0	0	0	0	1	100%
Summary Metrics													Year to Date Monthly Average	
Daily Average Vehicle Passes	0	0	0	0	0	0	0	0	0	0	0	0	0	0
Average Issued Speed	0	0	0	0	0	0	0	0	0	0	0	0	0	0
Average Issued Red Seconds	0.0	0.0	0.0	0.0	0.0	0.0	0.0	0.0	0.0	0.0	0.0	0.0	0.0	0.0
Citation / Violation Issuance Rate	0%	0%	0%	0%	0%	0%	0%	0%	0%	0%	0%	0%	0%	0%
Controllable Issuance Rate	0%	0%	0%	0%	0%	0%	0%	0%	0%	0%	0%	0%	0%	0%



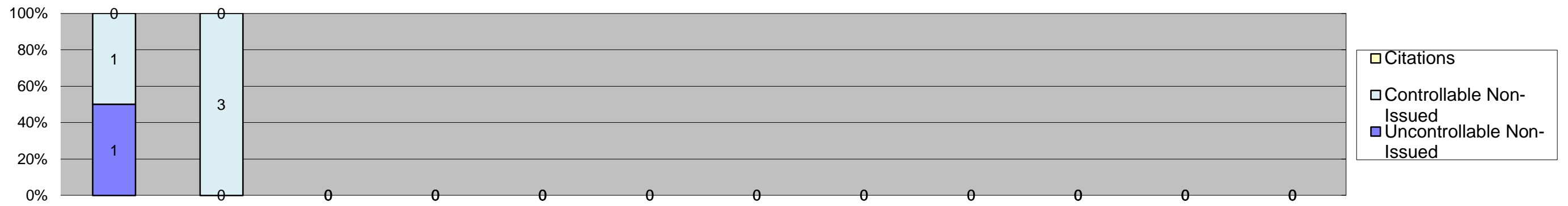
Los Angeles County MTA Expo Line
Approach Summary Report
Location 5048: SB to EB Flower at 28th



Events	Jan-19	Feb-19	Mar-19	Apr-19	May-19	Jun-19	Jul-19	Aug-19	Sep-19	Oct-19	Nov-19	Dec-19	Year to Date Monthly Average	
													Quantity	%
Non-Violations	138	132	0	0	0	0	0	0	0	0	0	0	135	53%
Violations	104	133	0	0	0	0	0	0	0	0	0	0	119	47%
Total:	242	265	0	0	0	0	0	0	0	0	0	0	254	100%
Violations														
Uncontrollable Non-Issued	52	52	0	0	0	0	0	0	0	0	0	0	52	44%
Controllable Non-Issued	17	18	0	0	0	0	0	0	0	0	0	0	18	15%
Citations	35	63	0	0	0	0	0	0	0	0	0	0	49	41%
Total:	104	133	0	0	0	0	0	0	0	0	0	0	119	59%
Non-Violations														
Emergency Vehicle Non-Issuable	2	1	0	0	0	0	0	0	0	0	0	0	2	1%
Emergency Vehicle PD	0	0	0	0	0	0	0	0	0	0	0	0	0	0%
Intersection Control in Progress- PD	0	0	0	0	0	0	0	0	0	0	0	0	0	0%
Gate Down/ No Train	0	0	0	0	0	0	0	0	0	0	0	0	0	0%
No Violation Occurred	6	17	0	0	0	0	0	0	0	0	0	0	12	9%
Rear Axle Activation	22	13	0	0	0	0	0	0	0	0	0	0	18	13%
Right Turn- No Violation	0	0	0	0	0	0	0	0	0	0	0	0	0	0%
Test Shot	107	100	0	0	0	0	0	0	0	0	0	0	104	77%
Train Activation	1	1	0	0	0	0	0	0	0	0	0	0	1	1%
Amber Time Low	0	0	0	0	0	0	0	0	0	0	0	0	0	0%
Vehicle Stopped- PD	0	0	0	0	0	0	0	0	0	0	0	0	0	0%
Total:	138	132	0	0	0	0	0	0	0	0	0	0	135	100%
Uncontrollable Non-Issued Violations														
Administrative Dismissal	0	0	0	0	0	0	0	0	0	0	0	0	0	0%
Address/CDL/DOB Match Fail	3	5	0	0	0	0	0	0	0	0	0	0	4	7%
Car Obstructed	0	0	0	0	0	0	0	0	0	0	0	0	0	0%
Conditions Beyond Control	0	0	0	0	0	0	0	0	0	0	0	0	0	0%
Driver Identity Unclear	0	0	0	0	0	0	0	0	0	0	0	0	0	0%
Driver Obstructed	24	15	0	0	0	0	0	0	0	0	0	0	20	36%
Exposed	0	0	0	0	0	0	0	0	0	0	0	0	0	0%
Emergency Vehicle Issue	0	0	0	0	0	0	0	0	0	0	0	0	0	0%
Glare on Plate	5	4	0	0	0	0	0	0	0	0	0	0	5	8%
Glare on Windshield	5	3	0	0	0	0	0	0	0	0	0	0	4	7%
Illegible Plate	0	0	0	0	0	0	0	0	0	0	0	0	0	0%
Interest of Justice- PD	0	0	0	0	0	0	0	0	0	0	0	0	0	0%
Image Quality- PD	0	0	0	0	0	0	0	0	0	0	0	0	0	0%
Issuance Criteria Not Met- PD	0	0	0	0	0	0	0	0	0	0	0	0	0	0%
No Warning Sign	0	0	0	0	0	0	0	0	0	0	0	0	0	0%
No Plate	12	19	0	0	0	0	0	0	0	0	0	0	16	29%
No Speed Captured	0	0	0	0	0	0	0	0	0	0	0	0	0	0%
Obstruction In Photo- PD	0	0	0	0	0	0	0	0	0	0	0	0	0	0%
Out of State	2	3	0	0	0	0	0	0	0	0	0	0	3	5%
Plate Obstructed	0	3	0	0	0	0	0	0	0	0	0	0	3	6%
Short Yellow- PD	0	0	0	0	0	0	0	0	0	0	0	0	0	0%
Third Party Damage	0	0	0	0	0	0	0	0	0	0	0	0	0	0%
TSB Epired	0	0	0	0	0	0	0	0	0	0	0	0	0	0%
TSB No Hit	1	0	0	0	0	0	0	0	0	0	0	0	1	2%
Total:	52	52	0	0	0	0	0	0	0	0	0	0	54	100%
Controllable Non-Issued Violations														
Conduent Expire	0	0	0	0	0	0	0	0	0	0	0	0	0	0%
Clarity of Plate	0	0	0	0	0	0	0	0	0	0	0	0	0	0%
Clarity of Driver	0	0	0	0	0	0	0	0	0	0	0	0	0	0%
Dark Interior	13	16	0	0	0	0	0	0	0	0	0	0	15	76%
Data Box Related- PD	0	0	0	0	0	0	0	0	0	0	0	0	0	0%
Data Box Data Error- PD	0	0	0	0	0	0	0	0	0	0	0	0	0	0%
Data Entry Error	2	1	0	0	0	0	0	0	0	0	0	0	2	8%
Exposed	0	0	0	0	0	0	0	0	0	0	0	0	0	0%
Equipment Malfunction	0	1	0	0	0	0	0	0	0	0	0	0	1	5%
Framing- PD	0	0	0	0	0	0	0	0	0	0	0	0	0	0%
Framing of Car	1	0	0	0	0	0	0	0	0	0	0	0	1	5%
Framing of Driver	0	0	0	0	0	0	0	0	0	0	0	0	0	0%
Operator Error	0	0	0	0	0	0	0	0	0	0	0	0	0	0%
Framing of Plate	1	0	0	0	0	0	0	0	0	0	0	0	1	5%
Reject Expired	0	0	0	0	0	0	0	0	0	0	0	0	0	0%
Speed Not Determined	0	0	0	0	0	0	0	0	0	0	0	0	0	0%
Total:	17	18	0	0	0	0	0	0	0	0	0	0	19	100%
Summary Metrics														
Daily Average Vehicle Passes	1,632	1,684	0	0	0	0	0	0	0	0	0	0	1,658	
Average Issued Speed	29	28	0	0	0	0	0	0	0	0	0	0	29	
Average Issued Red Seconds	0.4	0.4	0.0	0.0	0.0	0.0	0.0	0.0	0.0	0.0	0.0	0.0	0.4	
Citation / Violation Issuance Rate	34%	47%	0%	0%	0%	0%	0%	0%	0%	0%	0%	0%	41%	
Controllable Issuance Rate	67%	78%	0%	0%	0%	0%	0%	0%	0%	0%	0%	0%	73%	



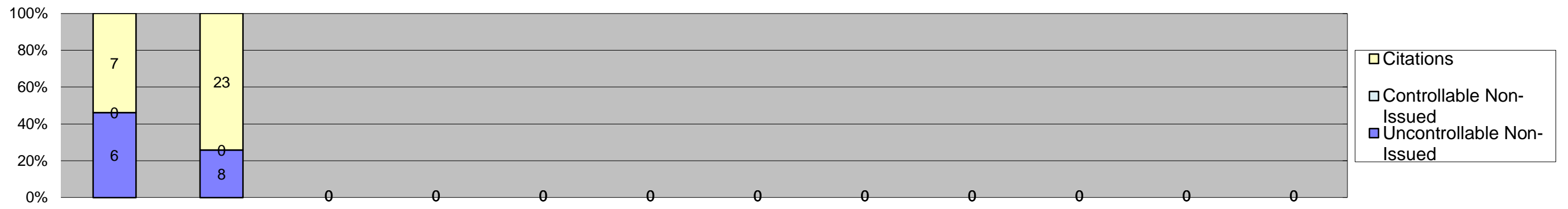
**Los Angeles County MTA Expo Line
Approach Summary Report
Location 5058: SB to EB Flower @ 30th**



Events	Jan-19	Feb-19	Mar-19	Apr-19	May-19	Jun-19	Jul-19	Aug-19	Sep-19	Oct-19	Nov-19	Dec-19	Year to Date Monthly Average	
													Quantity	%
Non-Violations	567	966	0	0	0	0	0	0	0	0	0	0	767	100%
Violations	2	3	0	0	0	0	0	0	0	0	0	0	3	0%
Total:	569	969	0	0	0	0	0	0	0	0	0	0	769	100%
Violations														
Uncontrollable Non-Issued	1	0	0	0	0	0	0	0	0	0	0	0	1	33%
Controllable Non-Issued	1	3	0	0	0	0	0	0	0	0	0	0	2	67%
Citations	0	0	0	0	0	0	0	0	0	0	0	0	0	0%
Total:	2	3	0	0	0	0	0	0	0	0	0	0	3	100%
Non-Violations														
Emergency Vehicle Non-Issuable	0	0	0	0	0	0	0	0	0	0	0	0	0	0%
Emergency Vehicle PD	0	0	0	0	0	0	0	0	0	0	0	0	0	0%
Intersection Control in Progress- PD	0	0	0	0	0	0	0	0	0	0	0	0	0	0%
Gate Down/ No Train	0	0	0	0	0	0	0	0	0	0	0	0	0	0%
No Violation Occurred	170	296	0	0	0	0	0	0	0	0	0	0	233	30%
Rear Axle Activation	2	1	0	0	0	0	0	0	0	0	0	0	2	0%
Right Turn- No Violation	0	0	0	0	0	0	0	0	0	0	0	0	0	0%
Test Shot	183	289	0	0	0	0	0	0	0	0	0	0	236	31%
Train Activation	212	380	0	0	0	0	0	0	0	0	0	0	296	39%
Amber Time Low	0	0	0	0	0	0	0	0	0	0	0	0	0	0%
Vehicle Stopped- PD	0	0	0	0	0	0	0	0	0	0	0	0	0	0%
Total:	567	966	0	0	0	0	0	0	0	0	0	0	767	100%
Uncontrollable Non-Issued Violations														
Administrative Dismissal	0	0	0	0	0	0	0	0	0	0	0	0	0	0%
Address/CDL/DOB Match Fail	0	0	0	0	0	0	0	0	0	0	0	0	0	0%
Car Obstructed	0	0	0	0	0	0	0	0	0	0	0	0	0	0%
Conditions Beyond Control	0	0	0	0	0	0	0	0	0	0	0	0	0	0%
Driver Identity Unclear	0	0	0	0	0	0	0	0	0	0	0	0	0	0%
Driver Obstructed	0	0	0	0	0	0	0	0	0	0	0	0	0	0%
Exposed	0	0	0	0	0	0	0	0	0	0	0	0	0	0%
Emergency Vehicle Issue	0	0	0	0	0	0	0	0	0	0	0	0	0	0%
Glare on Plate	0	0	0	0	0	0	0	0	0	0	0	0	0	0%
Glare on Windshield	1	0	0	0	0	0	0	0	0	0	0	0	1	100%
Illegible Plate	0	0	0	0	0	0	0	0	0	0	0	0	0	0%
Interest of Justice- PD	0	0	0	0	0	0	0	0	0	0	0	0	0	0%
Image Quality- PD	0	0	0	0	0	0	0	0	0	0	0	0	0	0%
Issuance Criteria Not Met- PD	0	0	0	0	0	0	0	0	0	0	0	0	0	0%
No Warning Sign	0	0	0	0	0	0	0	0	0	0	0	0	0	0%
No Plate	0	0	0	0	0	0	0	0	0	0	0	0	0	0%
No Speed Captured	0	0	0	0	0	0	0	0	0	0	0	0	0	0%
Obstruction In Photo- PD	0	0	0	0	0	0	0	0	0	0	0	0	0	0%
Out of State	0	0	0	0	0	0	0	0	0	0	0	0	0	0%
Plate Obstructed	0	0	0	0	0	0	0	0	0	0	0	0	0	0%
Short Yellow- PD	0	0	0	0	0	0	0	0	0	0	0	0	0	0%
Third Party Damage	0	0	0	0	0	0	0	0	0	0	0	0	0	0%
TSB Epired	0	0	0	0	0	0	0	0	0	0	0	0	0	0%
TSB No Hit	0	0	0	0	0	0	0	0	0	0	0	0	0	0%
Total:	1	0	0	0	0	0	0	0	0	0	0	0	1	100%
Controllable Non-Issued Violations														
Conduent Expire	0	0	0	0	0	0	0	0	0	0	0	0	0	0%
Clarity of Plate	0	0	0	0	0	0	0	0	0	0	0	0	0	0%
Clarity of Driver	0	0	0	0	0	0	0	0	0	0	0	0	0	0%
Dark Interior	0	0	0	0	0	0	0	0	0	0	0	0	0	0%
Data Box Related- PD	0	0	0	0	0	0	0	0	0	0	0	0	0	0%
Data Box Data Error- PD	0	0	0	0	0	0	0	0	0	0	0	0	0	0%
Data Entry Error	0	0	0	0	0	0	0	0	0	0	0	0	0	0%
Exposed	0	0	0	0	0	0	0	0	0	0	0	0	0	0%
Equipment Malfunction	1	3	0	0	0	0	0	0	0	0	0	0	2	100%
Framing- PD	0	0	0	0	0	0	0	0	0	0	0	0	0	0%
Framing of Car	0	0	0	0	0	0	0	0	0	0	0	0	0	0%
Framing of Driver	0	0	0	0	0	0	0	0	0	0	0	0	0	0%
Operator Error	0	0	0	0	0	0	0	0	0	0	0	0	0	0%
Framing of Plate	0	0	0	0	0	0	0	0	0	0	0	0	0	0%
Reject Expired	0	0	0	0	0	0	0	0	0	0	0	0	0	0%
Speed Not Determined	0	0	0	0	0	0	0	0	0	0	0	0	0	0%
Total:	1	3	0	0	0	0	0	0	0	0	0	0	2	100%
Summary Metrics													Year to Date Monthly Average	
Daily Average Vehicle Passes	1,026	1,040	0	0	0	0	0	0	0	0	0	0	1,033	
Average Issued Speed	0	0	0	0	0	0	0	0	0	0	0	0	0	
Average Issued Red Seconds	0.0	0.0	0.0	0.0	0.0	0.0	0.0	0.0	0.0	0.0	0.0	0.0	0.0	
Citation / Violation Issuance Rate	0%	0%	0%	0%	0%	0%	0%	0%	0%	0%	0%	0%	0%	
Controllable Issuance Rate	0%	0%	0%	0%	0%	0%	0%	0%	0%	0%	0%	0%	0%	



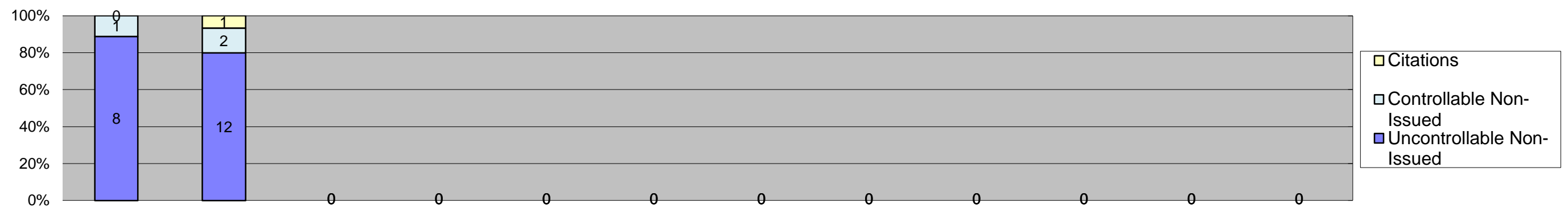
**Los Angeles County MTA Expo Line
Approach Summary Report
Location 5068: SB to EB Flower @ Jefferson**



Events	Jan-19	Feb-19	Mar-19	Apr-19	May-19	Jun-19	Jul-19	Aug-19	Sep-19	Oct-19	Nov-19	Dec-19	Year to Date Monthly Average	
	Quantity	Quantity	Quantity	Quantity	Quantity	Quantity	Quantity	Quantity	Quantity	Quantity	Quantity	Quantity	Quantity	%
Non-Violations	1,055	921	0	0	0	0	0	0	0	0	0	0	988	98%
Violations	13	31	0	0	0	0	0	0	0	0	0	0	22	2%
Total:	1,068	952	0	0	0	0	0	0	0	0	0	0	1,010	100%
Violations														
Uncontrollable Non-Issued	6	8	0	0	0	0	0	0	0	0	0	0	7	32%
Controllable Non-Issued	0	0	0	0	0	0	0	0	0	0	0	0	0	0%
Citations	7	23	0	0	0	0	0	0	0	0	0	0	15	68%
Total:	13	31	0	0	0	0	0	0	0	0	0	0	22	32%
Non-Violations														
Emergency Vehicle Non-Issuable	0	0	0	0	0	0	0	0	0	0	0	0	0	0%
Emergency Vehicle PD	0	0	0	0	0	0	0	0	0	0	0	0	0	0%
Intersection Control in Progress-PD	0	0	0	0	0	0	0	0	0	0	0	0	0	0%
Gate Down/ No Train	0	0	0	0	0	0	0	0	0	0	0	0	0	0%
No Violation Occurred	738	636	0	0	0	0	0	0	0	0	0	0	687	70%
Rear Axle Activation	5	4	0	0	0	0	0	0	0	0	0	0	5	0%
Right Turn- No Violation	0	0	0	0	0	0	0	0	0	0	0	0	0	0%
Test Shot	126	121	0	0	0	0	0	0	0	0	0	0	124	13%
Train Activation	186	160	0	0	0	0	0	0	0	0	0	0	173	18%
Amber Time Low	0	0	0	0	0	0	0	0	0	0	0	0	0	0%
Vehicle Stopped- PD	0	0	0	0	0	0	0	0	0	0	0	0	0	0%
Total:	1,055	921	0	0	0	0	0	0	0	0	0	0	988	100%
Uncontrollable Non-Issued Violations														
Administrative Dismissal	0	0	0	0	0	0	0	0	0	0	0	0	0	0%
Address/CDL/DOB Match Fail	2	1	0	0	0	0	0	0	0	0	0	0	2	15%
Car Obstructed	1	0	0	0	0	0	0	0	0	0	0	0	1	10%
Conditions Beyond Control	0	0	0	0	0	0	0	0	0	0	0	0	0	0%
Driver Identity Unclear	0	0	0	0	0	0	0	0	0	0	0	0	0	0%
Driver Obstructed	0	2	0	0	0	0	0	0	0	0	0	0	2	20%
Exposed	0	0	0	0	0	0	0	0	0	0	0	0	0	0%
Emergency Vehicle Issue	0	0	0	0	0	0	0	0	0	0	0	0	0	0%
Glare on Plate	2	1	0	0	0	0	0	0	0	0	0	0	2	15%
Glare on Windshield	1	1	0	0	0	0	0	0	0	0	0	0	1	10%
Illegible Plate	0	0	0	0	0	0	0	0	0	0	0	0	0	0%
Interest of Justice- PD	0	0	0	0	0	0	0	0	0	0	0	0	0	0%
Image Quality- PD	0	0	0	0	0	0	0	0	0	0	0	0	0	0%
Issuance Criteria Not Met- PD	0	0	0	0	0	0	0	0	0	0	0	0	0	0%
No Warning Sign	0	0	0	0	0	0	0	0	0	0	0	0	0	0%
No Plate	0	3	0	0	0	0	0	0	0	0	0	0	3	30%
No Speed Captured	0	0	0	0	0	0	0	0	0	0	0	0	0	0%
Obstruction In Photo- PD	0	0	0	0	0	0	0	0	0	0	0	0	0	0%
Out of State	0	0	0	0	0	0	0	0	0	0	0	0	0	0%
Plate Obstructed	0	0	0	0	0	0	0	0	0	0	0	0	0	0%
Short Yellow- PD	0	0	0	0	0	0	0	0	0	0	0	0	0	0%
Third Party Damage	0	0	0	0	0	0	0	0	0	0	0	0	0	0%
TSB Epired	0	0	0	0	0	0	0	0	0	0	0	0	0	0%
TSB No Hit	0	0	0	0	0	0	0	0	0	0	0	0	0	0%
Total:	6	8	0	0	0	0	0	0	0	0	0	0	10	100%
Controllable Non-Issued Violations														
Conduent Expire	0	0	0	0	0	0	0	0	0	0	0	0	0	0
Clarity of Plate	0	0	0	0	0	0	0	0	0	0	0	0	0	0
Clarity of Driver	0	0	0	0	0	0	0	0	0	0	0	0	0	0
Dark Interior	0	0	0	0	0	0	0	0	0	0	0	0	0	0
Data Box Related- PD	0	0	0	0	0	0	0	0	0	0	0	0	0	0
Data Box Data Error- PD	0	0	0	0	0	0	0	0	0	0	0	0	0	0
Data Entry Error	0	0	0	0	0	0	0	0	0	0	0	0	0	0
Exposed	0	0	0	0	0	0	0	0	0	0	0	0	0	0
Equipment Malfunction	0	0	0	0	0	0	0	0	0	0	0	0	0	0
Framing- PD	0	0	0	0	0	0	0	0	0	0	0	0	0	0
Framing of Car	0	0	0	0	0	0	0	0	0	0	0	0	0	0
Framing of Driver	0	0	0	0	0	0	0	0	0	0	0	0	0	0
Operator Error	0	0	0	0	0	0	0	0	0	0	0	0	0	0
Framing of Plate	0	0	0	0	0	0	0	0	0	0	0	0	0	0
Reject Expired	0	0	0	0	0	0	0	0	0	0	0	0	0	0
Speed Not Determined	0	0	0	0	0	0	0	0	0	0	0	0	0	0
Total:	0	0	0	0	0	0	0	0	0	0	0	0	0	0%
Summary Metrics														
Daily Average Vehicle Passes	0	0	0	0	0	0	0	0	0	0	0	0	0	0
Average Issued Speed	21	19	0	0	0	0	0	0	0	0	0	0	20	
Average Issued Red Seconds	9.7	43.4	0.0	0.0	0.0	0.0	0.0	0.0	0.0	0.0	0.0	0.0	26.6	
Citation / Violation Issuance Rate	54%	74%	0%	0%	0%	0%	0%	0%	0%	0%	0%	0%	64%	
Controllable Issuance Rate	100%	100%	0%	0%	0%	0%	0%	0%	0%	0%	0%	0%	100%	



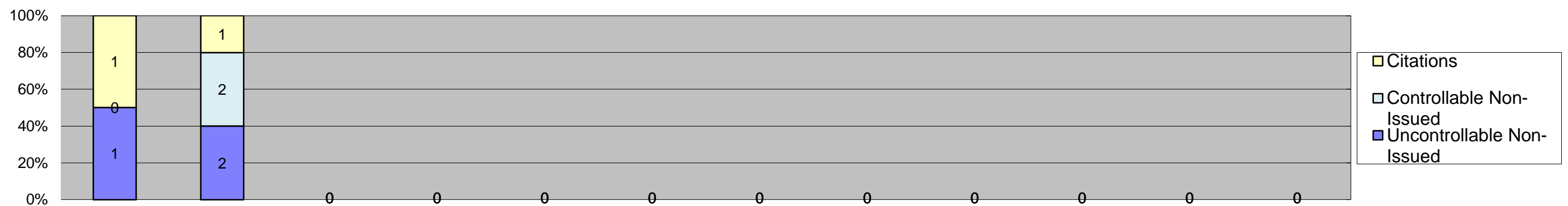
Los Angeles County MTA Expo Line
 Approach Summary Report
 Location 5077: EB to NB Exposition @ Watt



Events	Jan-19	Feb-19	Mar-19	Apr-19	May-19	Jun-19	Jul-19	Aug-19	Sep-19	Oct-19	Nov-19	Dec-19	Year to Date Monthly Average	
													Quantity	%
Non-Violations	160	164	0	0	0	0	0	0	0	0	0	0	162	93%
Violations	9	15	0	0	0	0	0	0	0	0	0	0	12	7%
Total:	169	179	0	0	0	0	0	0	0	0	0	0	174	100%
Violations														
Uncontrollable Non-Issued	8	12	0	0	0	0	0	0	0	0	0	0	10	80%
Controllable Non-Issued	1	2	0	0	0	0	0	0	0	0	0	0	2	12%
Citations	0	1	0	0	0	0	0	0	0	0	0	0	1	8%
Total:	9	15	0	0	0	0	0	0	0	0	0	0	13	92%
Non-Violations														
Emergency Vehicle Non-Issuable	1	0	0	0	0	0	0	0	0	0	0	0	1	1%
Emergency Vehicle PD	0	0	0	0	0	0	0	0	0	0	0	0	0	0%
Intersection Control in Progress- PD	0	0	0	0	0	0	0	0	0	0	0	0	0	0%
Gate Down/ No Train	0	0	0	0	0	0	0	0	0	0	0	0	0	0%
No Violation Occurred	37	37	0	0	0	0	0	0	0	0	0	0	37	23%
Rear Axle Activation	1	0	0	0	0	0	0	0	0	0	0	0	1	1%
Right Turn- No Violation	0	0	0	0	0	0	0	0	0	0	0	0	0	0%
Test Shot	98	95	0	0	0	0	0	0	0	0	0	0	97	59%
Train Activation	23	32	0	0	0	0	0	0	0	0	0	0	28	17%
Amber Time Low	0	0	0	0	0	0	0	0	0	0	0	0	0	0%
Vehicle Stopped- PD	0	0	0	0	0	0	0	0	0	0	0	0	0	0%
Total:	160	164	0	0	0	0	0	0	0	0	0	0	163	100%
Uncontrollable Non-Issued Violations														
Administrative Dismissal	0	0	0	0	0	0	0	0	0	0	0	0	0	0%
Address/CDL/DOB Match Fail	2	0	0	0	0	0	0	0	0	0	0	0	2	15%
Car Obstructed	0	0	0	0	0	0	0	0	0	0	0	0	0	0%
Conditions Beyond Control	0	0	0	0	0	0	0	0	0	0	0	0	0	0%
Driver Identity Unclear	0	0	0	0	0	0	0	0	0	0	0	0	0	0%
Driver Obstructed	0	1	0	0	0	0	0	0	0	0	0	0	1	7%
Exposed	0	0	0	0	0	0	0	0	0	0	0	0	0	0%
Emergency Vehicle Issue	0	0	0	0	0	0	0	0	0	0	0	0	0	0%
Glare on Plate	3	6	0	0	0	0	0	0	0	0	0	0	5	33%
Glare on Windshield	2	0	0	0	0	0	0	0	0	0	0	0	2	15%
Illegible Plate	0	1	0	0	0	0	0	0	0	0	0	0	1	7%
Interest of Justice- PD	0	0	0	0	0	0	0	0	0	0	0	0	0	0%
Image Quality- PD	0	0	0	0	0	0	0	0	0	0	0	0	0	0%
Issuance Criteria Not Met- PD	0	0	0	0	0	0	0	0	0	0	0	0	0	0%
No Warning Sign	0	0	0	0	0	0	0	0	0	0	0	0	0	0%
No Plate	1	3	0	0	0	0	0	0	0	0	0	0	2	15%
No Speed Captured	0	0	0	0	0	0	0	0	0	0	0	0	0	0%
Obstruction In Photo- PD	0	0	0	0	0	0	0	0	0	0	0	0	0	0%
Out of State	0	0	0	0	0	0	0	0	0	0	0	0	0	0%
Plate Obstructed	0	1	0	0	0	0	0	0	0	0	0	0	1	7%
Short Yellow- PD	0	0	0	0	0	0	0	0	0	0	0	0	0	0%
Third Party Damage	0	0	0	0	0	0	0	0	0	0	0	0	0	0%
TSB Epired	0	0	0	0	0	0	0	0	0	0	0	0	0	0%
TSB No Hit	0	0	0	0	0	0	0	0	0	0	0	0	0	0%
Total:	8	12	0	0	0	0	0	0	0	0	0	0	14	100%
Controllable Non-Issued Violations														
Conduent Expire	0	0	0	0	0	0	0	0	0	0	0	0	0	0%
Clarity of Plate	0	0	0	0	0	0	0	0	0	0	0	0	0	0%
Clarity of Driver	0	0	0	0	0	0	0	0	0	0	0	0	0	0%
Dark Interior	1	0	0	0	0	0	0	0	0	0	0	0	1	33%
Data Box Related- PD	0	0	0	0	0	0	0	0	0	0	0	0	0	0%
Data Box Data Error- PD	0	0	0	0	0	0	0	0	0	0	0	0	0	0%
Data Entry Error	0	0	0	0	0	0	0	0	0	0	0	0	0	0%
Exposed	0	0	0	0	0	0	0	0	0	0	0	0	0	0%
Equipment Malfunction	0	0	0	0	0	0	0	0	0	0	0	0	0	0%
Framing- PD	0	0	0	0	0	0	0	0	0	0	0	0	0	0%
Framing of Car	0	2	0	0	0	0	0	0	0	0	0	0	2	67%
Framing of Driver	0	0	0	0	0	0	0	0	0	0	0	0	0	0%
Operator Error	0	0	0	0	0	0	0	0	0	0	0	0	0	0%
Framing of Plate	0	0	0	0	0	0	0	0	0	0	0	0	0	0%
Reject Expired	0	0	0	0	0	0	0	0	0	0	0	0	0	0%
Speed Not Determined	0	0	0	0	0	0	0	0	0	0	0	0	0	0%
Total:	1	2	0	0	0	0	0	0	0	0	0	0	3	100%
Summary Metrics														
Daily Average Vehicle Passes	900	934	0	0	0	0	0	0	0	0	0	0	0	917
Average Issued Speed	21	19	0	0	0	0	0	0	0	0	0	0	0	20
Average Issued Red Seconds	0.6	0.5	0.0	0.0	0.0	0.0	0.0	0.0	0.0	0.0	0.0	0.0	0.0	0.6
Citation / Violation Issuance Rate	0%	7%	0%	0%	0%	0%	0%	0%	0%	0%	0%	0%	0%	7%
Controllable Issuance Rate	0%	33%	0%	0%	0%	0%	0%	0%	0%	0%	0%	0%	0%	33%



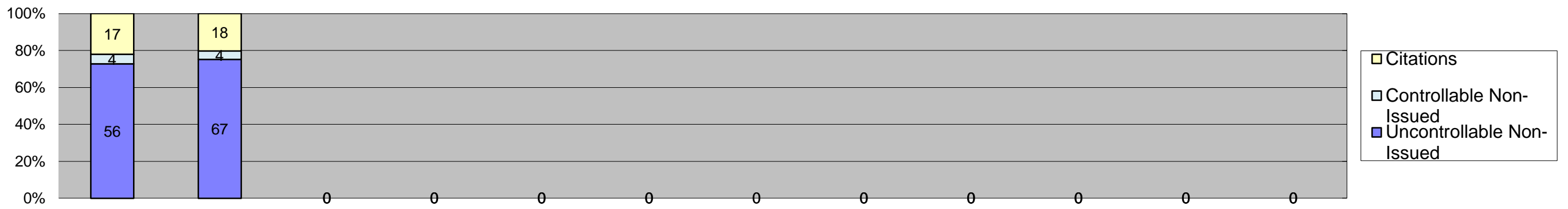
**Los Angeles County MTA Expo Line
Approach Summary Report
Location 5079: WB to SB Exposition @ Bill Robertson**



Events	Jan-19	Feb-19	Mar-19	Apr-19	May-19	Jun-19	Jul-19	Aug-19	Sep-19	Oct-19	Nov-19	Dec-19	Year to Date Monthly Average	
													Quantity	%
Non-Violations	273	262	0	0	0	0	0	0	0	0	0	0	268	99%
Violations	2	5	0	0	0	0	0	0	0	0	0	0	4	1%
Total:	275	267	0	0	0	0	0	0	0	0	0	0	271	100%
Violations														
Uncontrollable Non-Issued	1	2	0	0	0	0	0	0	0	0	0	0	2	33%
Controllable Non-Issued	0	2	0	0	0	0	0	0	0	0	0	0	2	44%
Citations	1	1	0	0	0	0	0	0	0	0	0	0	1	22%
Total:	2	5	0	0	0	0	0	0	0	0	0	0	5	78%
Non-Violations														
Emergency Vehicle Non-Issuable	0	3	0	0	0	0	0	0	0	0	0	0	3	1%
Emergency Vehicle PD	0	0	0	0	0	0	0	0	0	0	0	0	0	0%
Intersection Control in Progress-PD	0	0	0	0	0	0	0	0	0	0	0	0	0	0%
Gate Down/ No Train	0	0	0	0	0	0	0	0	0	0	0	0	0	0%
No Violation Occurred	42	39	0	0	0	0	0	0	0	0	0	0	41	15%
Rear Axle Activation	2	1	0	0	0	0	0	0	0	0	0	0	2	1%
Right Turn- No Violation	0	0	0	0	0	0	0	0	0	0	0	0	0	0%
Test Shot	199	182	0	0	0	0	0	0	0	0	0	0	191	71%
Train Activation	30	37	0	0	0	0	0	0	0	0	0	0	34	12%
Amber Time Low	0	0	0	0	0	0	0	0	0	0	0	0	0	0%
Vehicle Stopped- PD	0	0	0	0	0	0	0	0	0	0	0	0	0	0%
Total:	273	262	0	0	0	0	0	0	0	0	0	0	269	100%
Uncontrollable Non-Issued Violations														
Administrative Dismissal	0	0	0	0	0	0	0	0	0	0	0	0	0	0%
Address/CDL/DOB Match Fail	1	0	0	0	0	0	0	0	0	0	0	0	1	33%
Car Obstructed	0	0	0	0	0	0	0	0	0	0	0	0	0	0%
Conditions Beyond Control	0	0	0	0	0	0	0	0	0	0	0	0	0	0%
Driver Identity Unclear	0	0	0	0	0	0	0	0	0	0	0	0	0	0%
Driver Obstructed	0	0	0	0	0	0	0	0	0	0	0	0	0	0%
Exposed	0	0	0	0	0	0	0	0	0	0	0	0	0	0%
Emergency Vehicle Issue	0	0	0	0	0	0	0	0	0	0	0	0	0	0%
Glare on Plate	0	0	0	0	0	0	0	0	0	0	0	0	0	0%
Glare on Windshield	0	0	0	0	0	0	0	0	0	0	0	0	0	0%
Illegible Plate	0	2	0	0	0	0	0	0	0	0	0	0	2	67%
Interest of Justice- PD	0	0	0	0	0	0	0	0	0	0	0	0	0	0%
Image Quality- PD	0	0	0	0	0	0	0	0	0	0	0	0	0	0%
Issuance Criteria Not Met- PD	0	0	0	0	0	0	0	0	0	0	0	0	0	0%
No Warning Sign	0	0	0	0	0	0	0	0	0	0	0	0	0	0%
No Plate	0	0	0	0	0	0	0	0	0	0	0	0	0	0%
No Speed Captured	0	0	0	0	0	0	0	0	0	0	0	0	0	0%
Obstruction In Photo- PD	0	0	0	0	0	0	0	0	0	0	0	0	0	0%
Out of State	0	0	0	0	0	0	0	0	0	0	0	0	0	0%
Plate Obstructed	0	0	0	0	0	0	0	0	0	0	0	0	0	0%
Short Yellow- PD	0	0	0	0	0	0	0	0	0	0	0	0	0	0%
Third Party Damage	0	0	0	0	0	0	0	0	0	0	0	0	0	0%
TSB Epired	0	0	0	0	0	0	0	0	0	0	0	0	0	0%
TSB No Hit	0	0	0	0	0	0	0	0	0	0	0	0	0	0%
Total:	1	2	0	0	0	0	0	0	0	0	0	0	3	100%
Controllable Non-Issued Violations														
Conduent Expire	0	0	0	0	0	0	0	0	0	0	0	0	0	0%
Clarity of Plate	0	0	0	0	0	0	0	0	0	0	0	0	0	0%
Clarity of Driver	0	0	0	0	0	0	0	0	0	0	0	0	0	0%
Dark Interior	0	0	0	0	0	0	0	0	0	0	0	0	0	0%
Data Box Related- PD	0	0	0	0	0	0	0	0	0	0	0	0	0	0%
Data Box Data Error- PD	0	0	0	0	0	0	0	0	0	0	0	0	0	0%
Data Entry Error	0	0	0	0	0	0	0	0	0	0	0	0	0	0%
Exposed	0	0	0	0	0	0	0	0	0	0	0	0	0	0%
Equipment Malfunction	0	0	0	0	0	0	0	0	0	0	0	0	0	0%
Framing- PD	0	0	0	0	0	0	0	0	0	0	0	0	0	0%
Framing of Car	0	2	0	0	0	0	0	0	0	0	0	0	2	100%
Framing of Driver	0	0	0	0	0	0	0	0	0	0	0	0	0	0%
Operator Error	0	0	0	0	0	0	0	0	0	0	0	0	0	0%
Framing of Plate	0	0	0	0	0	0	0	0	0	0	0	0	0	0%
Reject Expired	0	0	0	0	0	0	0	0	0	0	0	0	0	0%
Speed Not Determined	0	0	0	0	0	0	0	0	0	0	0	0	0	0%
Total:	0	2	0	0	0	0	0	0	0	0	0	0	2	100%
Summary Metrics													Year to Date Monthly Average	
Daily Average Vehicle Passes	1,371	1,456	0	0	0	0	0	0	0	0	0	0	1,414	
Average Issued Speed	18	14	0	0	0	0	0	0	0	0	0	0	16	
Average Issued Red Seconds	0.1	100.9	0.0	0.0	0.0	0.0	0.0	0.0	0.0	0.0	0.0	0.0	50.5	
Citation / Violation Issuance Rate	50%	20%	0%	0%	0%	0%	0%	0%	0%	0%	0%	0%	35%	
Controllable Issuance Rate	100%	33%	0%	0%	0%	0%	0%	0%	0%	0%	0%	0%	67%	



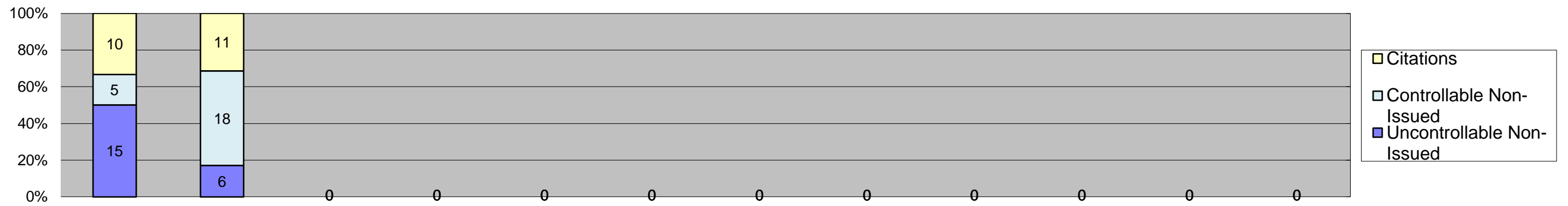
**Los Angeles County MTA Expo Line
Approach Summary Report
Location 5087: EB to NB Exposition @ Vermont**



Events	Jan-19	Feb-19	Mar-19	Apr-19	May-19	Jun-19	Jul-19	Aug-19	Sep-19	Oct-19	Nov-19	Dec-19	Year to Date Monthly Average	
	Quantity	Quantity	Quantity	Quantity	Quantity	Quantity	Quantity	Quantity	Quantity	Quantity	Quantity	Quantity	Quantity	%
Non-Violations	928	836	0	0	0	0	0	0	0	0	0	0	882	91%
Violations	77	89	0	0	0	0	0	0	0	0	0	0	83	9%
Total:	1,005	925	0	0	0	0	0	0	0	0	0	0	965	100%
Violations														
Uncontrollable Non-Issued	56	67	0	0	0	0	0	0	0	0	0	0	62	74%
Controllable Non-Issued	4	4	0	0	0	0	0	0	0	0	0	0	4	5%
Citations	17	18	0	0	0	0	0	0	0	0	0	0	18	21%
Total:	77	89	0	0	0	0	0	0	0	0	0	0	83	79%
Non-Violations														
Emergency Vehicle Non-Issuable	2	3	0	0	0	0	0	0	0	0	0	0	3	0%
Emergency Vehicle PD	0	0	0	0	0	0	0	0	0	0	0	0	0	0%
Intersection Control in Progress- PD	0	0	0	0	0	0	0	0	0	0	0	0	0	0%
Gate Down/ No Train	0	0	0	0	0	0	0	0	0	0	0	0	0	0%
No Violation Occurred	298	306	0	0	0	0	0	0	0	0	0	0	302	34%
Rear Axle Activation	6	12	0	0	0	0	0	0	0	0	0	0	9	1%
Right Turn- No Violation	0	0	0	0	0	0	0	0	0	0	0	0	0	0%
Test Shot	146	112	0	0	0	0	0	0	0	0	0	0	129	15%
Train Activation	476	403	0	0	0	0	0	0	0	0	0	0	440	50%
Amber Time Low	0	0	0	0	0	0	0	0	0	0	0	0	0	0%
Vehicle Stopped- PD	0	0	0	0	0	0	0	0	0	0	0	0	0	0%
Total:	928	836	0	0	0	0	0	0	0	0	0	0	882	100%
Uncontrollable Non-Issued Violations														
Administrative Dismissal	0	0	0	0	0	0	0	0	0	0	0	0	0	0%
Address/CDL/DOB Match Fail	1	8	0	0	0	0	0	0	0	0	0	0	5	7%
Car Obstructed	3	1	0	0	0	0	0	0	0	0	0	0	2	3%
Conditions Beyond Control	0	0	0	0	0	0	0	0	0	0	0	0	0	0%
Driver Identity Unclear	0	0	0	0	0	0	0	0	0	0	0	0	0	0%
Driver Obstructed	2	1	0	0	0	0	0	0	0	0	0	0	2	2%
Exposed	0	0	0	0	0	0	0	0	0	0	0	0	0	0%
Emergency Vehicle Issue	0	0	0	0	0	0	0	0	0	0	0	0	0	0%
Glare on Plate	14	25	0	0	0	0	0	0	0	0	0	0	20	31%
Glare on Windshield	28	21	0	0	0	0	0	0	0	0	0	0	25	39%
Illegible Plate	0	0	0	0	0	0	0	0	0	0	0	0	0	0%
Interest of Justice- PD	0	0	0	0	0	0	0	0	0	0	0	0	0	0%
Image Quality- PD	0	0	0	0	0	0	0	0	0	0	0	0	0	0%
Issuance Criteria Not Met- PD	0	0	0	0	0	0	0	0	0	0	0	0	0	0%
No Warning Sign	0	0	0	0	0	0	0	0	0	0	0	0	0	0%
No Plate	5	10	0	0	0	0	0	0	0	0	0	0	8	12%
No Speed Captured	0	0	0	0	0	0	0	0	0	0	0	0	0	0%
Obstruction In Photo- PD	0	0	0	0	0	0	0	0	0	0	0	0	0	0%
Out of State	0	1	0	0	0	0	0	0	0	0	0	0	1	2%
Plate Obstructed	2	0	0	0	0	0	0	0	0	0	0	0	2	3%
Short Yellow- PD	0	0	0	0	0	0	0	0	0	0	0	0	0	0%
Third Party Damage	0	0	0	0	0	0	0	0	0	0	0	0	0	0%
TSB Epired	0	0	0	0	0	0	0	0	0	0	0	0	0	0%
TSB No Hit	1	0	0	0	0	0	0	0	0	0	0	0	1	2%
Total:	56	67	0	0	0	0	0	0	0	0	0	0	64	100%
Controllable Non-Issued Violations														
Conduent Expire	0	0	0	0	0	0	0	0	0	0	0	0	0	0%
Clarity of Plate	0	0	0	0	0	0	0	0	0	0	0	0	0	0%
Clarity of Driver	0	0	0	0	0	0	0	0	0	0	0	0	0	0%
Dark Interior	1	4	0	0	0	0	0	0	0	0	0	0	3	45%
Data Box Related- PD	0	0	0	0	0	0	0	0	0	0	0	0	0	0%
Data Box Data Error- PD	0	0	0	0	0	0	0	0	0	0	0	0	0	0%
Data Entry Error	1	0	0	0	0	0	0	0	0	0	0	0	1	18%
Exposed	0	0	0	0	0	0	0	0	0	0	0	0	0	0%
Equipment Malfunction	0	0	0	0	0	0	0	0	0	0	0	0	0	0%
Framing- PD	0	0	0	0	0	0	0	0	0	0	0	0	0	0%
Framing of Car	2	0	0	0	0	0	0	0	0	0	0	0	2	36%
Framing of Driver	0	0	0	0	0	0	0	0	0	0	0	0	0	0%
Operator Error	0	0	0	0	0	0	0	0	0	0	0	0	0	0%
Framing of Plate	0	0	0	0	0	0	0	0	0	0	0	0	0	0%
Reject Expired	0	0	0	0	0	0	0	0	0	0	0	0	0	0%
Speed Not Determined	0	0	0	0	0	0	0	0	0	0	0	0	0	0%
Total:	4	4	0	0	0	0	0	0	0	0	0	0	6	100%
Summary Metrics														
Daily Average Vehicle Passes	2,385	2,468	0	0	0	0	0	0	0	0	0	0	2,427	
Average Issued Speed	20	21	0	0	0	0	0	0	0	0	0	0	21	
Average Issued Red Seconds	1.0	0.4	0.0	0.0	0.0	0.0	0.0	0.0	0.0	0.0	0.0	0.0	0.7	
Citation / Violation Issuance Rate	22%	20%	0%	0%	0%	0%	0%	0%	0%	0%	0%	0%	21%	
Controllable Issuance Rate	81%	82%	0%	0%	0%	0%	0%	0%	0%	0%	0%	0%	81%	



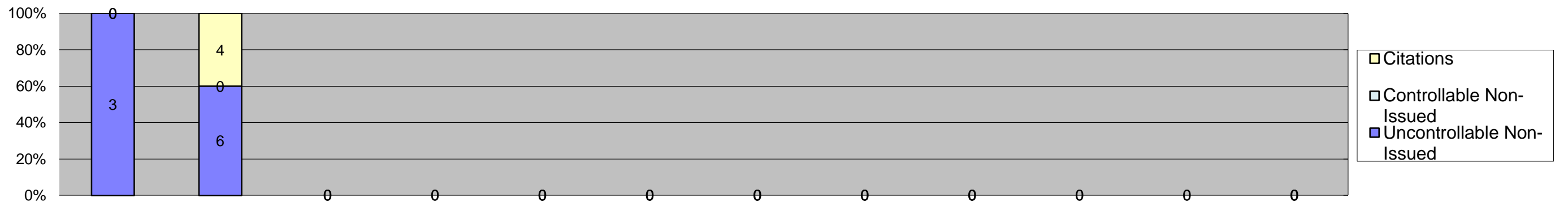
**Los Angeles County MTA Expo Line
Approach Summary Report
Location 5089: WB to SB Exposition @ Vermont**



Events	Jan-19	Feb-19	Mar-19	Apr-19	May-19	Jun-19	Jul-19	Aug-19	Sep-19	Oct-19	Nov-19	Dec-19	Year to Date Monthly Average	
													Quantity	%
Non-Violations	539	544	0	0	0	0	0	0	0	0	0	0	542	94%
Violations	30	35	0	0	0	0	0	0	0	0	0	0	33	6%
Total:	569	579	0	0	0	0	0	0	0	0	0	0	574	100%
Violations														
Uncontrollable Non-Issued	15	6	0	0	0	0	0	0	0	0	0	0	11	32%
Controllable Non-Issued	5	18	0	0	0	0	0	0	0	0	0	0	12	35%
Citations	10	11	0	0	0	0	0	0	0	0	0	0	11	32%
Total:	30	35	0	0	0	0	0	0	0	0	0	0	33	68%
Non-Violations														
Emergency Vehicle Non-Issuable	0	1	0	0	0	0	0	0	0	0	0	0	1	0%
Emergency Vehicle PD	0	0	0	0	0	0	0	0	0	0	0	0	0	0%
Intersection Control in Progress- PD	0	0	0	0	0	0	0	0	0	0	0	0	0	0%
Gate Down/ No Train	0	0	0	0	0	0	0	0	0	0	0	0	0	0%
No Violation Occurred	22	25	0	0	0	0	0	0	0	0	0	0	24	4%
Rear Axle Activation	9	17	0	0	0	0	0	0	0	0	0	0	13	2%
Right Turn- No Violation	0	0	0	0	0	0	0	0	0	0	0	0	0	0%
Test Shot	104	102	0	0	0	0	0	0	0	0	0	0	103	19%
Train Activation	404	399	0	0	0	0	0	0	0	0	0	0	402	74%
Amber Time Low	0	0	0	0	0	0	0	0	0	0	0	0	0	0%
Vehicle Stopped- PD	0	0	0	0	0	0	0	0	0	0	0	0	0	0%
Total:	539	544	0	0	0	0	0	0	0	0	0	0	542	100%
Uncontrollable Non-Issued Violations														
Administrative Dismissal	0	0	0	0	0	0	0	0	0	0	0	0	0	0%
Address/CDL/DOB Match Fail	2	2	0	0	0	0	0	0	0	0	0	0	2	14%
Car Obstructed	1	0	0	0	0	0	0	0	0	0	0	0	1	7%
Conditions Beyond Control	0	0	0	0	0	0	0	0	0	0	0	0	0	0%
Driver Identity Unclear	0	0	0	0	0	0	0	0	0	0	0	0	0	0%
Driver Obstructed	0	1	0	0	0	0	0	0	0	0	0	0	1	7%
Exposed	0	0	0	0	0	0	0	0	0	0	0	0	0	0%
Emergency Vehicle Issue	0	0	0	0	0	0	0	0	0	0	0	0	0	0%
Glare on Plate	3	0	0	0	0	0	0	0	0	0	0	0	3	21%
Glare on Windshield	2	0	0	0	0	0	0	0	0	0	0	0	2	14%
Illegible Plate	0	0	0	0	0	0	0	0	0	0	0	0	0	0%
Interest of Justice- PD	0	0	0	0	0	0	0	0	0	0	0	0	0	0%
Image Quality- PD	0	0	0	0	0	0	0	0	0	0	0	0	0	0%
Issuance Criteria Not Met- PD	0	0	0	0	0	0	0	0	0	0	0	0	0	0%
No Warning Sign	0	0	0	0	0	0	0	0	0	0	0	0	0	0%
No Plate	3	1	0	0	0	0	0	0	0	0	0	0	2	14%
No Speed Captured	0	0	0	0	0	0	0	0	0	0	0	0	0	0%
Obstruction In Photo- PD	0	0	0	0	0	0	0	0	0	0	0	0	0	0%
Out of State	2	1	0	0	0	0	0	0	0	0	0	0	2	10%
Plate Obstructed	1	1	0	0	0	0	0	0	0	0	0	0	1	7%
Short Yellow- PD	0	0	0	0	0	0	0	0	0	0	0	0	0	0%
Third Party Damage	0	0	0	0	0	0	0	0	0	0	0	0	0	0%
TSB Epired	0	0	0	0	0	0	0	0	0	0	0	0	0	0%
TSB No Hit	1	0	0	0	0	0	0	0	0	0	0	0	1	7%
Total:	15	6	0	0	0	0	0	0	0	0	0	0	15	100%
Controllable Non-Issued Violations														
Conduent Expire	0	0	0	0	0	0	0	0	0	0	0	0	0	0%
Clarity of Plate	0	0	0	0	0	0	0	0	0	0	0	0	0	0%
Clarity of Driver	0	0	0	0	0	0	0	0	0	0	0	0	0	0%
Dark Interior	4	15	0	0	0	0	0	0	0	0	0	0	10	83%
Data Box Related- PD	0	0	0	0	0	0	0	0	0	0	0	0	0	0%
Data Box Data Error- PD	0	0	0	0	0	0	0	0	0	0	0	0	0	0%
Data Entry Error	0	0	0	0	0	0	0	0	0	0	0	0	0	0%
Exposed	0	0	0	0	0	0	0	0	0	0	0	0	0	0%
Equipment Malfunction	1	3	0	0	0	0	0	0	0	0	0	0	2	17%
Framing- PD	0	0	0	0	0	0	0	0	0	0	0	0	0	0%
Framing of Car	0	0	0	0	0	0	0	0	0	0	0	0	0	0%
Framing of Driver	0	0	0	0	0	0	0	0	0	0	0	0	0	0%
Operator Error	0	0	0	0	0	0	0	0	0	0	0	0	0	0%
Framing of Plate	0	0	0	0	0	0	0	0	0	0	0	0	0	0%
Reject Expired	0	0	0	0	0	0	0	0	0	0	0	0	0	0%
Speed Not Determined	0	0	0	0	0	0	0	0	0	0	0	0	0	0%
Total:	5	18	0	0	0	0	0	0	0	0	0	0	12	100%
Summary Metrics														
Daily Average Vehicle Passes	5,161	5,358	0	0	0	0	0	0	0	0	0	0	5,259	
Average Issued Speed	21	20	0	0	0	0	0	0	0	0	0	0	21	
Average Issued Red Seconds	0.7	0.4	0.0	0.0	0.0	0.0	0.0	0.0	0.0	0.0	0.0	0.0	0.6	
Citation / Violation Issuance Rate	33%	31%	0%	0%	0%	0%	0%	0%	0%	0%	0%	0%	32%	
Controllable Issuance Rate	67%	38%	0%	0%	0%	0%	0%	0%	0%	0%	0%	0%	52%	



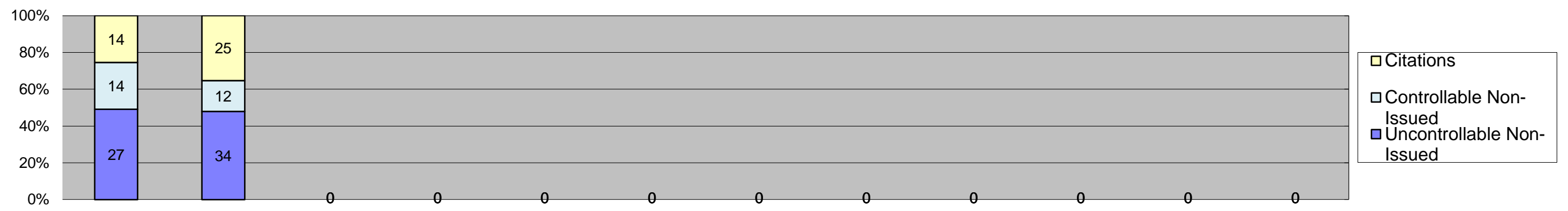
Los Angeles County MTA Expo Line Approach Summary Report Location 5097: EB to NB Exposition @ Raymond



Events	Jan-19	Feb-19	Mar-19	Apr-19	May-19	Jun-19	Jul-19	Aug-19	Sep-19	Oct-19	Nov-19	Dec-19	Year to Date Monthly Average	
	Quantity	Quantity	Quantity	Quantity	Quantity	Quantity	Quantity	Quantity	Quantity	Quantity	Quantity	Quantity	Quantity	%
Non-Violations	87	97	0	0	0	0	0	0	0	0	0	0	92	93%
Violations	3	10	0	0	0	0	0	0	0	0	0	0	7	7%
Total:	90	107	0	0	0	0	0	0	0	0	0	0	99	100%
Violations														
Uncontrollable Non-Issued	3	6	0	0	0	0	0	0	0	0	0	0	5	53%
Controllable Non-Issued	0	0	0	0	0	0	0	0	0	0	0	0	0	0%
Citations	0	4	0	0	0	0	0	0	0	0	0	0	4	47%
Total:	3	10	0	0	0	0	0	0	0	0	0	0	9	53%
Non-Violations														
Emergency Vehicle Non-Issuable	1	0	0	0	0	0	0	0	0	0	0	0	1	1%
Emergency Vehicle PD	0	0	0	0	0	0	0	0	0	0	0	0	0	0%
Intersection Control in Progress-PD	0	0	0	0	0	0	0	0	0	0	0	0	0	0%
Gate Down/ No Train	0	0	0	0	0	0	0	0	0	0	0	0	0	0%
No Violation Occurred	15	22	0	0	0	0	0	0	0	0	0	0	19	20%
Rear Axle Activation	0	0	0	0	0	0	0	0	0	0	0	0	0	0%
Right Turn- No Violation	0	0	0	0	0	0	0	0	0	0	0	0	0	0%
Test Shot	49	53	0	0	0	0	0	0	0	0	0	0	51	55%
Train Activation	22	22	0	0	0	0	0	0	0	0	0	0	22	24%
Amber Time Low	0	0	0	0	0	0	0	0	0	0	0	0	0	0%
Vehicle Stopped- PD	0	0	0	0	0	0	0	0	0	0	0	0	0	0%
Total:	87	97	0	0	0	0	0	0	0	0	0	0	93	100%
Uncontrollable Non-Issued Violations														
Administrative Dismissal	0	0	0	0	0	0	0	0	0	0	0	0	0	0%
Address/CDL/DOB Match Fail	0	0	0	0	0	0	0	0	0	0	0	0	0	0%
Car Obstructed	0	0	0	0	0	0	0	0	0	0	0	0	0	0%
Conditions Beyond Control	0	0	0	0	0	0	0	0	0	0	0	0	0	0%
Driver Identity Unclear	0	0	0	0	0	0	0	0	0	0	0	0	0	0%
Driver Obstructed	0	2	0	0	0	0	0	0	0	0	0	0	2	29%
Exposed	0	0	0	0	0	0	0	0	0	0	0	0	0	0%
Emergency Vehicle Issue	0	0	0	0	0	0	0	0	0	0	0	0	0	0%
Glare on Plate	0	1	0	0	0	0	0	0	0	0	0	0	1	14%
Glare on Windshield	1	1	0	0	0	0	0	0	0	0	0	0	1	14%
Illegible Plate	0	0	0	0	0	0	0	0	0	0	0	0	0	0%
Interest of Justice- PD	0	0	0	0	0	0	0	0	0	0	0	0	0	0%
Image Quality- PD	0	0	0	0	0	0	0	0	0	0	0	0	0	0%
Issuance Criteria Not Met- PD	0	0	0	0	0	0	0	0	0	0	0	0	0	0%
No Warning Sign	0	0	0	0	0	0	0	0	0	0	0	0	0	0%
No Plate	0	1	0	0	0	0	0	0	0	0	0	0	1	14%
No Speed Captured	0	0	0	0	0	0	0	0	0	0	0	0	0	0%
Obstruction In Photo- PD	0	0	0	0	0	0	0	0	0	0	0	0	0	0%
Out of State	1	1	0	0	0	0	0	0	0	0	0	0	1	14%
Plate Obstructed	0	0	0	0	0	0	0	0	0	0	0	0	0	0%
Short Yellow- PD	0	0	0	0	0	0	0	0	0	0	0	0	0	0%
Third Party Damage	0	0	0	0	0	0	0	0	0	0	0	0	0	0%
TSB Epired	0	0	0	0	0	0	0	0	0	0	0	0	0	0%
TSB No Hit	1	0	0	0	0	0	0	0	0	0	0	0	1	14%
Total:	3	6	0	0	0	0	0	0	0	0	0	0	7	100%
Controllable Non-Issued Violations														
Conduent Expire	0	0	0	0	0	0	0	0	0	0	0	0	0	0
Clarity of Plate	0	0	0	0	0	0	0	0	0	0	0	0	0	0
Clarity of Driver	0	0	0	0	0	0	0	0	0	0	0	0	0	0
Dark Interior	0	0	0	0	0	0	0	0	0	0	0	0	0	0
Data Box Related- PD	0	0	0	0	0	0	0	0	0	0	0	0	0	0
Data Box Data Error- PD	0	0	0	0	0	0	0	0	0	0	0	0	0	0
Data Entry Error	0	0	0	0	0	0	0	0	0	0	0	0	0	0
Exposed	0	0	0	0	0	0	0	0	0	0	0	0	0	0
Equipment Malfunction	0	0	0	0	0	0	0	0	0	0	0	0	0	0
Framing- PD	0	0	0	0	0	0	0	0	0	0	0	0	0	0
Framing of Car	0	0	0	0	0	0	0	0	0	0	0	0	0	0
Framing of Driver	0	0	0	0	0	0	0	0	0	0	0	0	0	0
Operator Error	0	0	0	0	0	0	0	0	0	0	0	0	0	0
Framing of Plate	0	0	0	0	0	0	0	0	0	0	0	0	0	0
Reject Expired	0	0	0	0	0	0	0	0	0	0	0	0	0	0
Speed Not Determined	0	0	0	0	0	0	0	0	0	0	0	0	0	0
Total:	0	0	0	0	0	0	0	0	0	0	0	0	0	0%
Summary Metrics													Year to Date Monthly Average	
Daily Average Vehicle Passes	0	0	0	0	0	0	0	0	0	0	0	0	0	
Average Issued Speed	18	17	0	0	0	0	0	0	0	0	0	0	18	
Average Issued Red Seconds	31.5	21.6	0.0	0.0	0.0	0.0	0.0	0.0	0.0	0.0	0.0	0.0	26.6	
Citation / Violation Issuance Rate	0%	40%	0%	0%	0%	0%	0%	0%	0%	0%	0%	0%	40%	
Controllable Issuance Rate	0%	100%	0%	0%	0%	0%	0%	0%	0%	0%	0%	0%	100%	



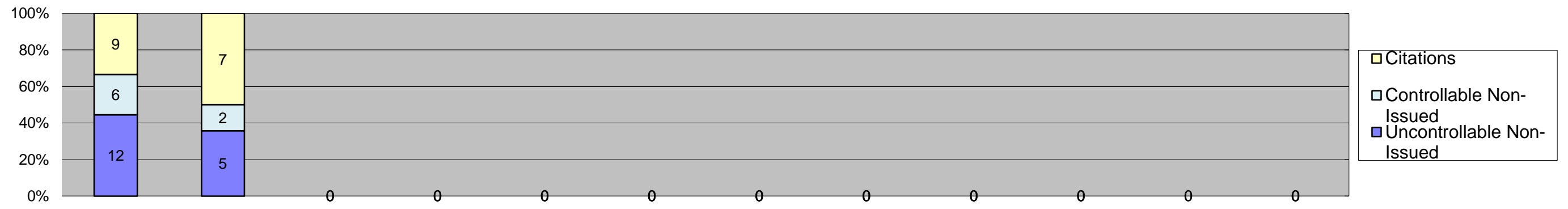
Los Angeles County MTA Expo Line Approach Summary Report Location 5107: EB to NB Exposition @ Normandie



Events	Jan-19	Feb-19	Mar-19	Apr-19	May-19	Jun-19	Jul-19	Aug-19	Sep-19	Oct-19	Nov-19	Dec-19	Year to Date Monthly Average	
													Quantity	%
Non-Violations	289	290	0	0	0	0	0	0	0	0	0	0	290	82%
Violations	55	71	0	0	0	0	0	0	0	0	0	0	63	18%
Total:	344	361	0	0	0	0	0	0	0	0	0	0	353	100%
Violations														
Uncontrollable Non-Issued	27	34	0	0	0	0	0	0	0	0	0	0	31	48%
Controllable Non-Issued	14	12	0	0	0	0	0	0	0	0	0	0	13	21%
Citations	14	25	0	0	0	0	0	0	0	0	0	0	20	31%
Total:	55	71	0	0	0	0	0	0	0	0	0	0	63	69%
Non-Violations														
Emergency Vehicle Non-Issuable	1	1	0	0	0	0	0	0	0	0	0	0	1	0%
Emergency Vehicle PD	0	0	0	0	0	0	0	0	0	0	0	0	0	0%
Intersection Control in Progress-PD	0	0	0	0	0	0	0	0	0	0	0	0	0	0%
Gate Down/ No Train	0	0	0	0	0	0	0	0	0	0	0	0	0	0%
No Violation Occurred	78	70	0	0	0	0	0	0	0	0	0	0	74	26%
Rear Axle Activation	6	11	0	0	0	0	0	0	0	0	0	0	9	3%
Right Turn- No Violation	0	0	0	0	0	0	0	0	0	0	0	0	0	0%
Test Shot	112	123	0	0	0	0	0	0	0	0	0	0	118	41%
Train Activation	92	85	0	0	0	0	0	0	0	0	0	0	89	31%
Amber Time Low	0	0	0	0	0	0	0	0	0	0	0	0	0	0%
Vehicle Stopped- PD	0	0	0	0	0	0	0	0	0	0	0	0	0	0%
Total:	289	290	0	0	0	0	0	0	0	0	0	0	290	100%
Uncontrollable Non-Issued Violations														
Administrative Dismissal	0	0	0	0	0	0	0	0	0	0	0	0	0	0%
Address/CDL/DOB Match Fail	1	8	0	0	0	0	0	0	0	0	0	0	5	13%
Car Obstructed	0	1	0	0	0	0	0	0	0	0	0	0	1	3%
Conditions Beyond Control	0	0	0	0	0	0	0	0	0	0	0	0	0	0%
Driver Identity Unclear	0	0	0	0	0	0	0	0	0	0	0	0	0	0%
Driver Obstructed	0	0	0	0	0	0	0	0	0	0	0	0	0	0%
Exposed	0	0	0	0	0	0	0	0	0	0	0	0	0	0%
Emergency Vehicle Issue	0	0	0	0	0	0	0	0	0	0	0	0	0	0%
Glare on Plate	0	3	0	0	0	0	0	0	0	0	0	0	3	8%
Glare on Windshield	15	16	0	0	0	0	0	0	0	0	0	0	16	43%
Illegible Plate	0	0	0	0	0	0	0	0	0	0	0	0	0	0%
Interest of Justice- PD	0	0	0	0	0	0	0	0	0	0	0	0	0	0%
Image Quality- PD	0	0	0	0	0	0	0	0	0	0	0	0	0	0%
Issuance Criteria Not Met- PD	0	0	0	0	0	0	0	0	0	0	0	0	0	0%
No Warning Sign	0	0	0	0	0	0	0	0	0	0	0	0	0	0%
No Plate	7	3	0	0	0	0	0	0	0	0	0	0	5	14%
No Speed Captured	0	0	0	0	0	0	0	0	0	0	0	0	0	0%
Obstruction In Photo- PD	0	1	0	0	0	0	0	0	0	0	0	0	1	3%
Out of State	0	2	0	0	0	0	0	0	0	0	0	0	2	6%
Plate Obstructed	3	0	0	0	0	0	0	0	0	0	0	0	3	8%
Short Yellow- PD	0	0	0	0	0	0	0	0	0	0	0	0	0	0%
Third Party Damage	0	0	0	0	0	0	0	0	0	0	0	0	0	0%
TSB Epired	0	0	0	0	0	0	0	0	0	0	0	0	0	0%
TSB No Hit	1	0	0	0	0	0	0	0	0	0	0	0	1	3%
Total:	27	34	0	0	0	0	0	0	0	0	0	0	36	100%
Controllable Non-Issued Violations														
Conduent Expire	0	0	0	0	0	0	0	0	0	0	0	0	0	0%
Clarity of Plate	0	0	0	0	0	0	0	0	0	0	0	0	0	0%
Clarity of Driver	0	0	0	0	0	0	0	0	0	0	0	0	0	0%
Dark Interior	14	10	0	0	0	0	0	0	0	0	0	0	12	86%
Data Box Related- PD	0	0	0	0	0	0	0	0	0	0	0	0	0	0%
Data Box Data Error- PD	0	0	0	0	0	0	0	0	0	0	0	0	0	0%
Data Entry Error	0	0	0	0	0	0	0	0	0	0	0	0	0	0%
Exposed	0	0	0	0	0	0	0	0	0	0	0	0	0	0%
Equipment Malfunction	0	0	0	0	0	0	0	0	0	0	0	0	0	0%
Framing- PD	0	0	0	0	0	0	0	0	0	0	0	0	0	0%
Framing of Car	0	2	0	0	0	0	0	0	0	0	0	0	2	14%
Framing of Driver	0	0	0	0	0	0	0	0	0	0	0	0	0	0%
Operator Error	0	0	0	0	0	0	0	0	0	0	0	0	0	0%
Framing of Plate	0	0	0	0	0	0	0	0	0	0	0	0	0	0%
Reject Expired	0	0	0	0	0	0	0	0	0	0	0	0	0	0%
Speed Not Determined	0	0	0	0	0	0	0	0	0	0	0	0	0	0%
Total:	14	12	0	0	0	0	0	0	0	0	0	0	14	100%
Summary Metrics													Year to Date Monthly Average	
Daily Average Vehicle Passes	2,833	2,989	0	0	0	0	0	0	0	0	0	0	2,911	
Average Issued Speed	21	20	0	0	0	0	0	0	0	0	0	0	21	
Average Issued Red Seconds	0.3	0.5	0.0	0.0	0.0	0.0	0.0	0.0	0.0	0.0	0.0	0.0	0.4	
Citation / Violation Issuance Rate	25%	35%	0%	0%	0%	0%	0%	0%	0%	0%	0%	0%	30%	
Controllable Issuance Rate	50%	68%	0%	0%	0%	0%	0%	0%	0%	0%	0%	0%	59%	



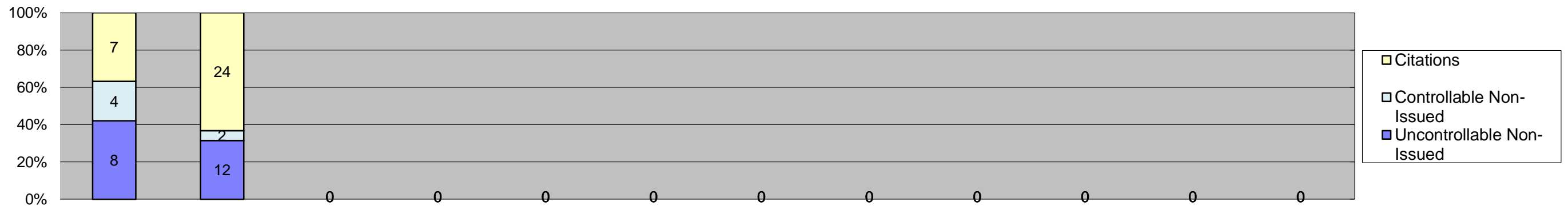
Los Angeles County MTA Expo Line
 Approach Summary Report
 Location 5109: WB to SB Exposition @ Normandie



Events	Jan-19	Feb-19	Mar-19	Apr-19	May-19	Jun-19	Jul-19	Aug-19	Sep-19	Oct-19	Nov-19	Dec-19	Year to Date Monthly Average	
													Quantity	%
Non-Violations	705	591	0	0	0	0	0	0	0	0	0	0	648	97%
Violations	27	14	0	0	0	0	0	0	0	0	0	0	21	3%
Total:	732	605	0	0	0	0	0	0	0	0	0	0	669	100%
Violations														
Uncontrollable Non-Issued	12	5	0	0	0	0	0	0	0	0	0	0	9	41%
Controllable Non-Issued	6	2	0	0	0	0	0	0	0	0	0	0	4	20%
Citations	9	7	0	0	0	0	0	0	0	0	0	0	8	39%
Total:	27	14	0	0	0	0	0	0	0	0	0	0	21	61%
Non-Violations														
Emergency Vehicle Non-Issuable	2	1	0	0	0	0	0	0	0	0	0	0	2	0%
Emergency Vehicle PD	0	0	0	0	0	0	0	0	0	0	0	0	0	0%
Intersection Control in Progress- PD	0	0	0	0	0	0	0	0	0	0	0	0	0	0%
Gate Down/ No Train	0	0	0	0	0	0	0	0	0	0	0	0	0	0%
No Violation Occurred	148	103	0	0	0	0	0	0	0	0	0	0	126	19%
Rear Axle Activation	4	12	0	0	0	0	0	0	0	0	0	0	8	1%
Right Turn- No Violation	0	0	0	0	0	0	0	0	0	0	0	0	0	0%
Test Shot	157	199	0	0	0	0	0	0	0	0	0	0	178	27%
Train Activation	394	276	0	0	0	0	0	0	0	0	0	0	335	52%
Amber Time Low	0	0	0	0	0	0	0	0	0	0	0	0	0	0%
Vehicle Stopped- PD	0	0	0	0	0	0	0	0	0	0	0	0	0	0%
Total:	705	591	0	0	0	0	0	0	0	0	0	0	648	100%
Uncontrollable Non-Issued Violations														
Administrative Dismissal	0	0	0	0	0	0	0	0	0	0	0	0	0	0%
Address/CDL/DOB Match Fail	1	1	0	0	0	0	0	0	0	0	0	0	1	7%
Car Obstructed	0	2	0	0	0	0	0	0	0	0	0	0	2	15%
Conditions Beyond Control	0	0	0	0	0	0	0	0	0	0	0	0	0	0%
Driver Identity Unclear	0	0	0	0	0	0	0	0	0	0	0	0	0	0%
Driver Obstructed	2	0	0	0	0	0	0	0	0	0	0	0	2	15%
Exposed	0	0	0	0	0	0	0	0	0	0	0	0	0	0%
Emergency Vehicle Issue	1	0	0	0	0	0	0	0	0	0	0	0	1	7%
Glare on Plate	0	0	0	0	0	0	0	0	0	0	0	0	0	0%
Glare on Windshield	2	0	0	0	0	0	0	0	0	0	0	0	2	15%
Illegible Plate	0	0	0	0	0	0	0	0	0	0	0	0	0	0%
Interest of Justice- PD	0	0	0	0	0	0	0	0	0	0	0	0	0	0%
Image Quality- PD	0	0	0	0	0	0	0	0	0	0	0	0	0	0%
Issuance Criteria Not Met- PD	0	0	0	0	0	0	0	0	0	0	0	0	0	0%
No Warning Sign	0	0	0	0	0	0	0	0	0	0	0	0	0	0%
No Plate	3	2	0	0	0	0	0	0	0	0	0	0	3	19%
No Speed Captured	0	0	0	0	0	0	0	0	0	0	0	0	0	0%
Obstruction In Photo- PD	0	0	0	0	0	0	0	0	0	0	0	0	0	0%
Out of State	1	0	0	0	0	0	0	0	0	0	0	0	1	7%
Plate Obstructed	2	0	0	0	0	0	0	0	0	0	0	0	2	15%
Short Yellow- PD	0	0	0	0	0	0	0	0	0	0	0	0	0	0%
Third Party Damage	0	0	0	0	0	0	0	0	0	0	0	0	0	0%
TSB Epired	0	0	0	0	0	0	0	0	0	0	0	0	0	0%
TSB No Hit	0	0	0	0	0	0	0	0	0	0	0	0	0	0%
Total:	12	5	0	0	0	0	0	0	0	0	0	0	14	100%
Controllable Non-Issued Violations														
Conduent Expire	0	0	0	0	0	0	0	0	0	0	0	0	0	0%
Clarity of Plate	0	0	0	0	0	0	0	0	0	0	0	0	0	0%
Clarity of Driver	0	0	0	0	0	0	0	0	0	0	0	0	0	0%
Dark Interior	2	0	0	0	0	0	0	0	0	0	0	0	2	25%
Data Box Related- PD	0	0	0	0	0	0	0	0	0	0	0	0	0	0%
Data Box Data Error- PD	0	0	0	0	0	0	0	0	0	0	0	0	0	0%
Data Entry Error	0	0	0	0	0	0	0	0	0	0	0	0	0	0%
Exposed	0	0	0	0	0	0	0	0	0	0	0	0	0	0%
Equipment Malfunction	0	2	0	0	0	0	0	0	0	0	0	0	2	25%
Framing- PD	0	0	0	0	0	0	0	0	0	0	0	0	0	0%
Framing of Car	4	0	0	0	0	0	0	0	0	0	0	0	4	50%
Framing of Driver	0	0	0	0	0	0	0	0	0	0	0	0	0	0%
Operator Error	0	0	0	0	0	0	0	0	0	0	0	0	0	0%
Framing of Plate	0	0	0	0	0	0	0	0	0	0	0	0	0	0%
Reject Expired	0	0	0	0	0	0	0	0	0	0	0	0	0	0%
Speed Not Determined	0	0	0	0	0	0	0	0	0	0	0	0	0	0%
Total:	6	2	0	0	0	0	0	0	0	0	0	0	8	100%
Summary Metrics														
Daily Average Vehicle Passes	1,822	1,904	0	0	0	0	0	0	0	0	0	0	1,863	
Average Issued Speed	21	20	0	0	0	0	0	0	0	0	0	0	21	
Average Issued Red Seconds	101.6	0.7	0.0	0.0	0.0	0.0	0.0	0.0	0.0	0.0	0.0	0.0	51.2	
Citation / Violation Issuance Rate	33%	50%	0%	0%	0%	0%	0%	0%	0%	0%	0%	0%	42%	
Controllable Issuance Rate	60%	78%	0%	0%	0%	0%	0%	0%	0%	0%	0%	0%	69%	



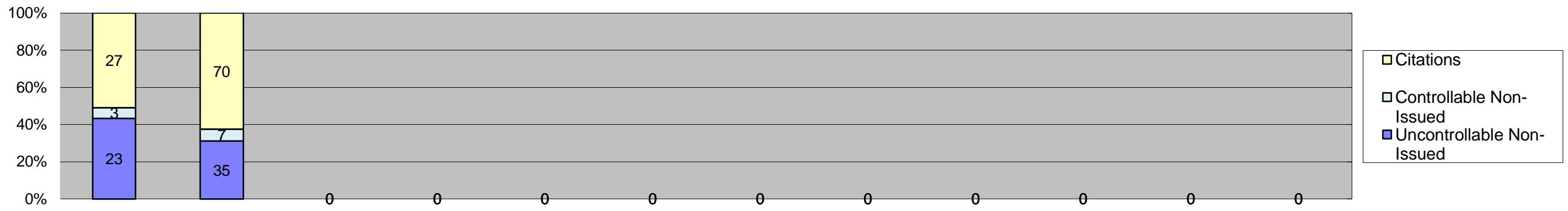
**Los Angeles County MTA Expo Line
Approach Summary Report
Location 5117: EB to NB Exposition @ Halldale**



Events	Jan-19	Feb-19	Mar-19	Apr-19	May-19	Jun-19	Jul-19	Aug-19	Sep-19	Oct-19	Nov-19	Dec-19	Year to Date Monthly Average	
	Quantity	Quantity	Quantity	Quantity	Quantity	Quantity	Quantity	Quantity	Quantity	Quantity	Quantity	Quantity	Quantity	%
Non-Violations	298	330	0	0	0	0	0	0	0	0	0	0	314	92%
Violations	19	38	0	0	0	0	0	0	0	0	0	0	29	8%
Total:	317	368	0	0	0	0	0	0	0	0	0	0	343	100%
Violations														
Uncontrollable Non-Issued	8	12	0	0	0	0	0	0	0	0	0	0	10	35%
Controllable Non-Issued	4	2	0	0	0	0	0	0	0	0	0	0	3	11%
Citations	7	24	0	0	0	0	0	0	0	0	0	0	16	54%
Total:	19	38	0	0	0	0	0	0	0	0	0	0	29	46%
Non-Violations														
Emergency Vehicle Non-Issuable	2	1	0	0	0	0	0	0	0	0	0	0	2	0%
Emergency Vehicle PD	0	0	0	0	0	0	0	0	0	0	0	0	0	0%
Intersection Control in Progress- PD	0	0	0	0	0	0	0	0	0	0	0	0	0	0%
Gate Down/ No Train	0	0	0	0	0	0	0	0	0	0	0	0	0	0%
No Violation Occurred	104	107	0	0	0	0	0	0	0	0	0	0	106	34%
Rear Axle Activation	1	5	0	0	0	0	0	0	0	0	0	0	3	1%
Right Turn- No Violation	0	0	0	0	0	0	0	0	0	0	0	0	0	0%
Test Shot	120	131	0	0	0	0	0	0	0	0	0	0	126	40%
Train Activation	71	86	0	0	0	0	0	0	0	0	0	0	79	25%
Amber Time Low	0	0	0	0	0	0	0	0	0	0	0	0	0	0%
Vehicle Stopped- PD	0	0	0	0	0	0	0	0	0	0	0	0	0	0%
Total:	298	330	0	0	0	0	0	0	0	0	0	0	314	100%
Uncontrollable Non-Issued Violations														
Administrative Dismissal	0	0	0	0	0	0	0	0	0	0	0	0	0	0%
Address/CDL/DOB Match Fail	1	3	0	0	0	0	0	0	0	0	0	0	2	18%
Car Obstructed	0	0	0	0	0	0	0	0	0	0	0	0	0	0%
Conditions Beyond Control	0	0	0	0	0	0	0	0	0	0	0	0	0	0%
Driver Identity Unclear	0	0	0	0	0	0	0	0	0	0	0	0	0	0%
Driver Obstructed	1	0	0	0	0	0	0	0	0	0	0	0	1	9%
Exposed	0	0	0	0	0	0	0	0	0	0	0	0	0	0%
Emergency Vehicle Issue	0	0	0	0	0	0	0	0	0	0	0	0	0	0%
Glare on Plate	1	2	0	0	0	0	0	0	0	0	0	0	2	14%
Glare on Windshield	0	0	0	0	0	0	0	0	0	0	0	0	0	0%
Illegible Plate	0	1	0	0	0	0	0	0	0	0	0	0	1	9%
Interest of Justice- PD	0	0	0	0	0	0	0	0	0	0	0	0	0	0%
Image Quality- PD	0	0	0	0	0	0	0	0	0	0	0	0	0	0%
Issuance Criteria Not Met- PD	0	0	0	0	0	0	0	0	0	0	0	0	0	0%
No Warning Sign	0	0	0	0	0	0	0	0	0	0	0	0	0	0%
No Plate	2	2	0	0	0	0	0	0	0	0	0	0	2	18%
No Speed Captured	0	0	0	0	0	0	0	0	0	0	0	0	0	0%
Obstruction In Photo- PD	0	0	0	0	0	0	0	0	0	0	0	0	0	0%
Out of State	1	1	0	0	0	0	0	0	0	0	0	0	1	9%
Plate Obstructed	2	3	0	0	0	0	0	0	0	0	0	0	3	23%
Short Yellow- PD	0	0	0	0	0	0	0	0	0	0	0	0	0	0%
Third Party Damage	0	0	0	0	0	0	0	0	0	0	0	0	0	0%
TSB Epired	0	0	0	0	0	0	0	0	0	0	0	0	0	0%
TSB No Hit	0	0	0	0	0	0	0	0	0	0	0	0	0	0%
Total:	8	12	0	0	0	0	0	0	0	0	0	0	11	100%
Controllable Non-Issued Violations														
Conduent Expire	0	0	0	0	0	0	0	0	0	0	0	0	0	0%
Clarity of Plate	0	0	0	0	0	0	0	0	0	0	0	0	0	0%
Clarity of Driver	0	0	0	0	0	0	0	0	0	0	0	0	0	0%
Dark Interior	1	2	0	0	0	0	0	0	0	0	0	0	2	33%
Data Box Related- PD	0	0	0	0	0	0	0	0	0	0	0	0	0	0%
Data Box Data Error- PD	0	0	0	0	0	0	0	0	0	0	0	0	0	0%
Data Entry Error	0	0	0	0	0	0	0	0	0	0	0	0	0	0%
Exposed	0	0	0	0	0	0	0	0	0	0	0	0	0	0%
Equipment Malfunction	0	0	0	0	0	0	0	0	0	0	0	0	0	0%
Framing- PD	0	0	0	0	0	0	0	0	0	0	0	0	0	0%
Framing of Car	0	0	0	0	0	0	0	0	0	0	0	0	0	0%
Framing of Driver	0	0	0	0	0	0	0	0	0	0	0	0	0	0%
Operator Error	0	0	0	0	0	0	0	0	0	0	0	0	0	0%
Framing of Plate	3	0	0	0	0	0	0	0	0	0	0	0	3	67%
Reject Expired	0	0	0	0	0	0	0	0	0	0	0	0	0	0%
Speed Not Determined	0	0	0	0	0	0	0	0	0	0	0	0	0	0%
Total:	4	2	0	0	0	0	0	0	0	0	0	0	5	100%
Summary Metrics													Year to Date Monthly Average	
Daily Average Vehicle Passes	1,966	2,047	0	0	0	0	0	0	0	0	0	0	2,006	
Average Issued Speed	18	17	0	0	0	0	0	0	0	0	0	0	18	
Average Issued Red Seconds	61.4	24.9	0.0	0.0	0.0	0.0	0.0	0.0	0.0	0.0	0.0	0.0	43.2	
Citation / Violation Issuance Rate	37%	63%	0%	0%	0%	0%	0%	0%	0%	0%	0%	0%	50%	
Controllable Issuance Rate	64%	92%	0%	0%	0%	0%	0%	0%	0%	0%	0%	0%	78%	



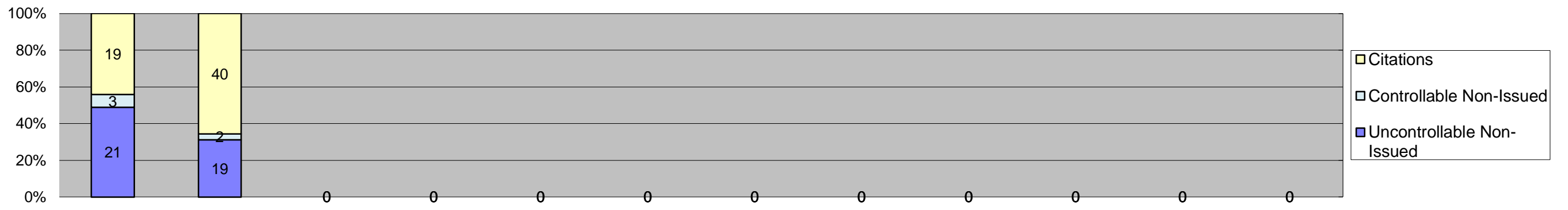
**Los Angeles County MTA Expo Line
Approach Summary Report
Location 5127: EB to NB Exposition @ Western**



Events	Jan-19	Feb-19	Mar-19	Apr-19	May-19	Jun-19	Jul-19	Aug-19	Sep-19	Oct-19	Nov-19	Dec-19	Year to Date Monthly Average	
	Quantity	Quantity	Quantity	Quantity	Quantity	Quantity	Quantity	Quantity	Quantity	Quantity	Quantity	Quantity	Quantity	%
Non-Violations	502	461	0	0	0	0	0	0	0	0	0	0	482	85%
Violations	53	112	0	0	0	0	0	0	0	0	0	0	83	15%
Total:	555	573	0	0	0	0	0	0	0	0	0	0	564	100%
Violations														
Uncontrollable Non-Issued	23	35	0	0	0	0	0	0	0	0	0	0	29	35%
Controllable Non-Issued	3	7	0	0	0	0	0	0	0	0	0	0	5	6%
Citations	27	70	0	0	0	0	0	0	0	0	0	0	49	59%
Total:	53	112	0	0	0	0	0	0	0	0	0	0	83	41%
Non-Violations														
Emergency Vehicle Non-Issuable	1	1	0	0	0	0	0	0	0	0	0	0	1	0%
Emergency Vehicle PD	0	0	0	0	0	0	0	0	0	0	0	0	0	0%
Intersection Control in Progress-PD	0	0	0	0	0	0	0	0	0	0	0	0	0	0%
Gate Down/ No Train	0	0	0	0	0	0	0	0	0	0	0	0	0	0%
No Violation Occurred	128	134	0	0	0	0	0	0	0	0	0	0	131	27%
Rear Axle Activation	12	15	0	0	0	0	0	0	0	0	0	0	14	3%
Right Turn- No Violation	0	0	0	0	0	0	0	0	0	0	0	0	0	0%
Test Shot	141	139	0	0	0	0	0	0	0	0	0	0	140	29%
Train Activation	220	172	0	0	0	0	0	0	0	0	0	0	196	41%
Amber Time Low	0	0	0	0	0	0	0	0	0	0	0	0	0	0%
Vehicle Stopped- PD	0	0	0	0	0	0	0	0	0	0	0	0	0	0%
Total:	502	461	0	0	0	0	0	0	0	0	0	0	482	100%
Uncontrollable Non-Issued Violations														
Administrative Dismissal	0	0	0	0	0	0	0	0	0	0	0	0	0	0%
Address/CDL/DOB Match Fail	4	10	0	0	0	0	0	0	0	0	0	0	7	20%
Car Obstructed	0	2	0	0	0	0	0	0	0	0	0	0	2	6%
Conditions Beyond Control	0	0	0	0	0	0	0	0	0	0	0	0	0	0%
Driver Identity Unclear	0	1	0	0	0	0	0	0	0	0	0	0	1	3%
Driver Obstructed	0	2	0	0	0	0	0	0	0	0	0	0	2	6%
Exposed	0	0	0	0	0	0	0	0	0	0	0	0	0	0%
Emergency Vehicle Issue	0	0	0	0	0	0	0	0	0	0	0	0	0	0%
Glare on Plate	5	7	0	0	0	0	0	0	0	0	0	0	6	17%
Glare on Windshield	2	3	0	0	0	0	0	0	0	0	0	0	3	7%
Illegible Plate	0	3	0	0	0	0	0	0	0	0	0	0	3	9%
Interest of Justice- PD	0	0	0	0	0	0	0	0	0	0	0	0	0	0%
Image Quality- PD	0	0	0	0	0	0	0	0	0	0	0	0	0	0%
Issuance Criteria Not Met- PD	0	0	0	0	0	0	0	0	0	0	0	0	0	0%
No Warning Sign	0	0	0	0	0	0	0	0	0	0	0	0	0	0%
No Plate	8	5	0	0	0	0	0	0	0	0	0	0	7	19%
No Speed Captured	0	0	0	0	0	0	0	0	0	0	0	0	0	0%
Obstruction In Photo- PD	0	0	0	0	0	0	0	0	0	0	0	0	0	0%
Out of State	2	0	0	0	0	0	0	0	0	0	0	0	2	6%
Plate Obstructed	1	2	0	0	0	0	0	0	0	0	0	0	2	4%
Short Yellow- PD	0	0	0	0	0	0	0	0	0	0	0	0	0	0%
Third Party Damage	0	0	0	0	0	0	0	0	0	0	0	0	0	0%
TSB Epired	0	0	0	0	0	0	0	0	0	0	0	0	0	0%
TSB No Hit	1	0	0	0	0	0	0	0	0	0	0	0	1	3%
Total:	23	35	0	0	0	0	0	0	0	0	0	0	35	100%
Controllable Non-Issued Violations														
Conduent Expire	0	0	0	0	0	0	0	0	0	0	0	0	0	0%
Clarity of Plate	0	0	0	0	0	0	0	0	0	0	0	0	0	0%
Clarity of Driver	0	0	0	0	0	0	0	0	0	0	0	0	0	0%
Dark Interior	2	2	0	0	0	0	0	0	0	0	0	0	2	25%
Data Box Related- PD	0	0	0	0	0	0	0	0	0	0	0	0	0	0%
Data Box Data Error- PD	0	0	0	0	0	0	0	0	0	0	0	0	0	0%
Data Entry Error	0	2	0	0	0	0	0	0	0	0	0	0	2	25%
Exposed	0	0	0	0	0	0	0	0	0	0	0	0	0	0%
Equipment Malfunction	1	0	0	0	0	0	0	0	0	0	0	0	1	13%
Framing- PD	0	0	0	0	0	0	0	0	0	0	0	0	0	0%
Framing of Car	0	1	0	0	0	0	0	0	0	0	0	0	1	13%
Framing of Driver	0	0	0	0	0	0	0	0	0	0	0	0	0	0%
Operator Error	0	0	0	0	0	0	0	0	0	0	0	0	0	0%
Framing of Plate	0	2	0	0	0	0	0	0	0	0	0	0	2	25%
Reject Expired	0	0	0	0	0	0	0	0	0	0	0	0	0	0%
Speed Not Determined	0	0	0	0	0	0	0	0	0	0	0	0	0	0%
Total:	3	7	0	0	0	0	0	0	0	0	0	0	8	100%
Summary Metrics														
Daily Average Vehicle Passes	2,842	2,975	0	0	0	0	0	0	0	0	0	0	2,909	
Average Issued Speed	19	0	0	0	0	0	0	0	0	0	0	0	19	
Average Issued Red Seconds	0.4	0.0	0.0	0.0	0.0	0.0	0.0	0.0	0.0	0.0	0.0	0.0	0.4	
Citation / Violation Issuance Rate	51%	63%	0%	0%	0%	0%	0%	0%	0%	0%	0%	0%	57%	
Controllable Issuance Rate	90%	91%	0%	0%	0%	0%	0%	0%	0%	0%	0%	0%	90%	



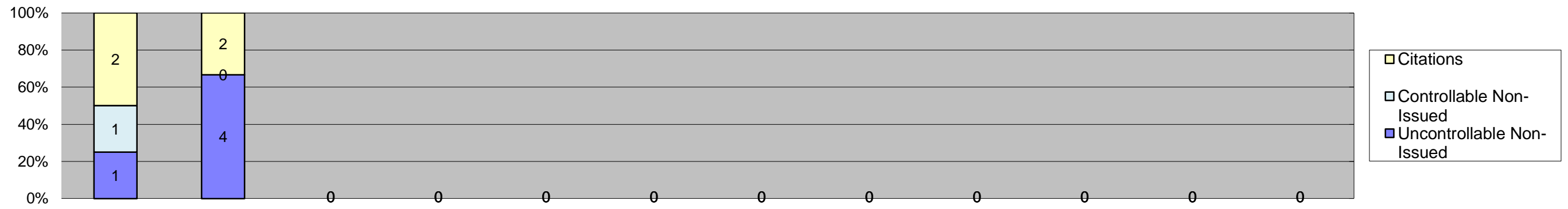
**Los Angeles County MTA Expo Line
Approach Summary Report
Location 5119: WB to SB Exposition @ Denker**



Events	Jan-19	Feb-19	Mar-19	Apr-19	May-19	Jun-19	Jul-19	Aug-19	Sep-19	Oct-19	Nov-19	Dec-19	Year to Date Monthly Average	
													Quantity	%
Non-Violations	261	240	0	0	0	0	0	0	0	0	0	0	251	83%
Violations	43	61	0	0	0	0	0	0	0	0	0	0	52	17%
Total:	304	301	0	0	0	0	0	0	0	0	0	0	303	100%
Violations														
Uncontrollable Non-Issued	21	19	0	0	0	0	0	0	0	0	0	0	20	38%
Controllable Non-Issued	3	2	0	0	0	0	0	0	0	0	0	0	3	5%
Citations	19	40	0	0	0	0	0	0	0	0	0	0	30	57%
Total:	43	61	0	0	0	0	0	0	0	0	0	0	52	43%
Non-Violations														
Emergency Vehicle Non-Issuable	1	0	0	0	0	0	0	0	0	0	0	0	1	0%
Emergency Vehicle PD	0	0	0	0	0	0	0	0	0	0	0	0	0	0%
Intersection Control in Progress-PD	0	0	0	0	0	0	0	0	0	0	0	0	0	0%
Gate Down/ No Train	0	0	0	0	0	0	0	0	0	0	0	0	0	0%
No Violation Occurred	70	58	0	0	0	0	0	0	0	0	0	0	64	25%
Rear Axle Activation	14	11	0	0	0	0	0	0	0	0	0	0	13	5%
Right Turn- No Violation	0	0	0	0	0	0	0	0	0	0	0	0	0	0%
Test Shot	132	128	0	0	0	0	0	0	0	0	0	0	130	52%
Train Activation	44	43	0	0	0	0	0	0	0	0	0	0	44	17%
Amber Time Low	0	0	0	0	0	0	0	0	0	0	0	0	0	0%
Vehicle Stopped- PD	0	0	0	0	0	0	0	0	0	0	0	0	0	0%
Total:	261	240	0	0	0	0	0	0	0	0	0	0	251	100%
Uncontrollable Non-Issued Violations														
Administrative Dismissal	0	0	0	0	0	0	0	0	0	0	0	0	0	0%
Address/CDL/DOB Match Fail	3	3	0	0	0	0	0	0	0	0	0	0	3	14%
Car Obstructed	0	0	0	0	0	0	0	0	0	0	0	0	0	0%
Conditions Beyond Control	0	0	0	0	0	0	0	0	0	0	0	0	0	0%
Driver Identity Unclear	0	0	0	0	0	0	0	0	0	0	0	0	0	0%
Driver Obstructed	1	2	0	0	0	0	0	0	0	0	0	0	2	7%
Exposed	0	0	0	0	0	0	0	0	0	0	0	0	0	0%
Emergency Vehicle Issue	2	2	0	0	0	0	0	0	0	0	0	0	2	10%
Glare on Plate	1	1	0	0	0	0	0	0	0	0	0	0	1	5%
Glare on Windshield	0	0	0	0	0	0	0	0	0	0	0	0	0	0%
Illegible Plate	1	1	0	0	0	0	0	0	0	0	0	0	1	5%
Interest of Justice- PD	0	0	0	0	0	0	0	0	0	0	0	0	0	0%
Image Quality- PD	0	0	0	0	0	0	0	0	0	0	0	0	0	0%
Issuance Criteria Not Met- PD	0	0	0	0	0	0	0	0	0	0	0	0	0	0%
No Warning Sign	0	0	0	0	0	0	0	0	0	0	0	0	0	0%
No Plate	7	8	0	0	0	0	0	0	0	0	0	0	8	36%
No Speed Captured	0	0	0	0	0	0	0	0	0	0	0	0	0	0%
Obstruction In Photo- PD	0	0	0	0	0	0	0	0	0	0	0	0	0	0%
Out of State	0	0	0	0	0	0	0	0	0	0	0	0	0	0%
Plate Obstructed	4	2	0	0	0	0	0	0	0	0	0	0	3	14%
Short Yellow- PD	0	0	0	0	0	0	0	0	0	0	0	0	0	0%
Third Party Damage	0	0	0	0	0	0	0	0	0	0	0	0	0	0%
TSB Epired	0	0	0	0	0	0	0	0	0	0	0	0	0	0%
TSB No Hit	2	0	0	0	0	0	0	0	0	0	0	0	2	10%
Total:	21	19	0	0	0	0	0	0	0	0	0	0	21	100%
Controllable Non-Issued Violations														
Conduent Expire	0	0	0	0	0	0	0	0	0	0	0	0	0	0%
Clarity of Plate	0	0	0	0	0	0	0	0	0	0	0	0	0	0%
Clarity of Driver	0	0	0	0	0	0	0	0	0	0	0	0	0	0%
Dark Interior	1	0	0	0	0	0	0	0	0	0	0	0	1	25%
Data Box Related- PD	0	0	0	0	0	0	0	0	0	0	0	0	0	0%
Data Box Data Error- PD	0	0	0	0	0	0	0	0	0	0	0	0	0	0%
Data Entry Error	1	0	0	0	0	0	0	0	0	0	0	0	1	25%
Exposed	0	0	0	0	0	0	0	0	0	0	0	0	0	0%
Equipment Malfunction	0	1	0	0	0	0	0	0	0	0	0	0	1	25%
Framing- PD	0	0	0	0	0	0	0	0	0	0	0	0	0	0%
Framing of Car	0	0	0	0	0	0	0	0	0	0	0	0	0	0%
Framing of Driver	0	0	0	0	0	0	0	0	0	0	0	0	0	0%
Operator Error	0	0	0	0	0	0	0	0	0	0	0	0	0	0%
Framing of Plate	1	1	0	0	0	0	0	0	0	0	0	0	1	25%
Reject Expired	0	0	0	0	0	0	0	0	0	0	0	0	0	0%
Speed Not Determined	0	0	0	0	0	0	0	0	0	0	0	0	0	0%
Total:	3	2	0	0	0	0	0	0	0	0	0	0	4	100%
Summary Metrics														
Daily Average Vehicle Passes	2,951	3,031	0	0	0	0	0	0	0	0	0	0	2,991	
Average Issued Speed	17	17	0	0	0	0	0	0	0	0	0	0	17	
Average Issued Red Seconds	24.4	20.4	0.0	0.0	0.0	0.0	0.0	0.0	0.0	0.0	0.0	0.0	22.4	
Citation / Violation Issuance Rate	44%	66%	0%	0%	0%	0%	0%	0%	0%	0%	0%	0%	55%	
Controllable Issuance Rate	86%	95%	0%	0%	0%	0%	0%	0%	0%	0%	0%	0%	91%	



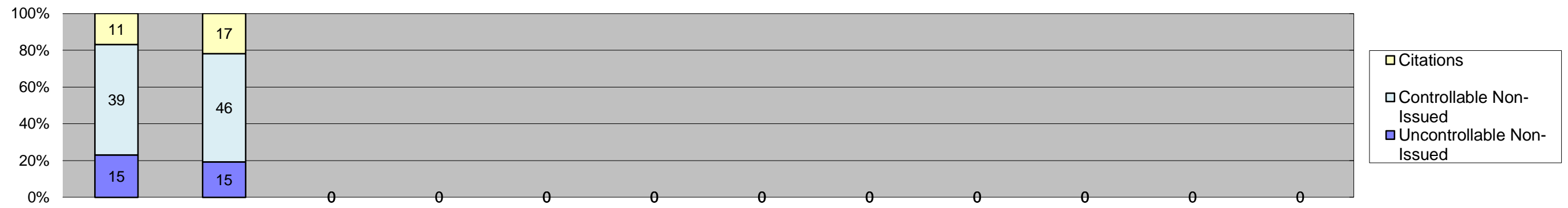
Los Angeles County MTA Expo Line
Approach Summary Report
Location 5129: WB to SB Exposition @ Western



Events	Jan-19	Feb-19	Mar-19	Apr-19	May-19	Jun-19	Jul-19	Aug-19	Sep-19	Oct-19	Nov-19	Dec-19	Year to Date Monthly Average	
Non-Violations	1,215	1,407	0	0	0	0	0	0	0	0	0	0	1,311	100%
Violations	4	6	0	0	0	0	0	0	0	0	0	0	5	0%
Total:	1,219	1,413	0	0	0	0	0	0	0	0	0	0	1,316	100%
Violations														
Uncontrollable Non-Issued	1	4	0	0	0	0	0	0	0	0	0	0	3	45%
Controllable Non-Issued	1	0	0	0	0	0	0	0	0	0	0	0	1	18%
Citations	2	2	0	0	0	0	0	0	0	0	0	0	2	36%
Total:	4	6	0	0	0	0	0	0	0	0	0	0	6	64%
Non-Violations														
Emergency Vehicle Non-Issuable	3	0	0	0	0	0	0	0	0	0	0	0	3	0%
Emergency Vehicle PD	0	0	0	0	0	0	0	0	0	0	0	0	0	0%
Intersection Control in Progress- PD	0	0	0	0	0	0	0	0	0	0	0	0	0	0%
Gate Down/ No Train	0	0	0	0	0	0	0	0	0	0	0	0	0	0%
No Violation Occurred	799	982	0	0	0	0	0	0	0	0	0	0	891	68%
Rear Axle Activation	10	12	0	0	0	0	0	0	0	0	0	0	11	1%
Right Turn- No Violation	0	0	0	0	0	0	0	0	0	0	0	0	0	0%
Test Shot	170	168	0	0	0	0	0	0	0	0	0	0	169	13%
Train Activation	233	245	0	0	0	0	0	0	0	0	0	0	239	18%
Amber Time Low	0	0	0	0	0	0	0	0	0	0	0	0	0	0%
Vehicle Stopped- PD	0	0	0	0	0	0	0	0	0	0	0	0	0	0%
Total:	1,215	1,407	0	0	0	0	0	0	0	0	0	0	1,313	100%
Uncontrollable Non-Issued Violations														
Administrative Dismissal	0	0	0	0	0	0	0	0	0	0	0	0	0	0%
Address/CDL/DOB Match Fail	0	1	0	0	0	0	0	0	0	0	0	0	1	20%
Car Obstructed	1	0	0	0	0	0	0	0	0	0	0	0	1	20%
Conditions Beyond Control	0	0	0	0	0	0	0	0	0	0	0	0	0	0%
Driver Identity Unclear	0	0	0	0	0	0	0	0	0	0	0	0	0	0%
Driver Obstructed	0	0	0	0	0	0	0	0	0	0	0	0	0	0%
Exposed	0	0	0	0	0	0	0	0	0	0	0	0	0	0%
Emergency Vehicle Issue	0	0	0	0	0	0	0	0	0	0	0	0	0	0%
Glare on Plate	0	2	0	0	0	0	0	0	0	0	0	0	2	40%
Glare on Windshield	0	0	0	0	0	0	0	0	0	0	0	0	0	0%
Illegible Plate	0	0	0	0	0	0	0	0	0	0	0	0	0	0%
Interest of Justice- PD	0	0	0	0	0	0	0	0	0	0	0	0	0	0%
Image Quality- PD	0	0	0	0	0	0	0	0	0	0	0	0	0	0%
Issuance Criteria Not Met- PD	0	0	0	0	0	0	0	0	0	0	0	0	0	0%
No Warning Sign	0	0	0	0	0	0	0	0	0	0	0	0	0	0%
No Plate	0	1	0	0	0	0	0	0	0	0	0	0	1	20%
No Speed Captured	0	0	0	0	0	0	0	0	0	0	0	0	0	0%
Obstruction In Photo- PD	0	0	0	0	0	0	0	0	0	0	0	0	0	0%
Out of State	0	0	0	0	0	0	0	0	0	0	0	0	0	0%
Plate Obstructed	0	0	0	0	0	0	0	0	0	0	0	0	0	0%
Short Yellow- PD	0	0	0	0	0	0	0	0	0	0	0	0	0	0%
Third Party Damage	0	0	0	0	0	0	0	0	0	0	0	0	0	0%
TSB Epired	0	0	0	0	0	0	0	0	0	0	0	0	0	0%
TSB No Hit	0	0	0	0	0	0	0	0	0	0	0	0	0	0%
Total:	1	4	0	0	0	0	0	0	0	0	0	0	5	100%
Controllable Non-Issued Violations														
Conduent Expire	0	0	0	0	0	0	0	0	0	0	0	0	0	0%
Clarity of Plate	0	0	0	0	0	0	0	0	0	0	0	0	0	0%
Clarity of Driver	0	0	0	0	0	0	0	0	0	0	0	0	0	0%
Dark Interior	0	0	0	0	0	0	0	0	0	0	0	0	0	0%
Data Box Related- PD	0	0	0	0	0	0	0	0	0	0	0	0	0	0%
Data Box Data Error- PD	0	0	0	0	0	0	0	0	0	0	0	0	0	0%
Data Entry Error	0	0	0	0	0	0	0	0	0	0	0	0	0	0%
Exposed	0	0	0	0	0	0	0	0	0	0	0	0	0	0%
Equipment Malfunction	1	0	0	0	0	0	0	0	0	0	0	0	1	100%
Framing- PD	0	0	0	0	0	0	0	0	0	0	0	0	0	0%
Framing of Car	0	0	0	0	0	0	0	0	0	0	0	0	0	0%
Framing of Driver	0	0	0	0	0	0	0	0	0	0	0	0	0	0%
Operator Error	0	0	0	0	0	0	0	0	0	0	0	0	0	0%
Framing of Plate	0	0	0	0	0	0	0	0	0	0	0	0	0	0%
Reject Expired	0	0	0	0	0	0	0	0	0	0	0	0	0	0%
Speed Not Determined	0	0	0	0	0	0	0	0	0	0	0	0	0	0%
Total:	1	0	0	0	0	0	0	0	0	0	0	0	1	100%
Summary Metrics														
Daily Average Vehicle Passes	2,894	3,055	0	0	0	0	0	0	0	0	0	0	2,974	
Average Issued Speed	19	21	0	0	0	0	0	0	0	0	0	0	20	
Average Issued Red Seconds	0.2	1.0	0.0	0.0	0.0	0.0	0.0	0.0	0.0	0.0	0.0	0.0	0.6	
Citation / Violation Issuance Rate	50%	33%	0%	0%	0%	0%	0%	0%	0%	0%	0%	0%	42%	
Controllable Issuance Rate	67%	100%	0%	0%	0%	0%	0%	0%	0%	0%	0%	0%	83%	



**Los Angeles County MTA Expo Line
Approach Summary Report
Location 5137: EB to SB Exposition @ Crenshaw**



Events	Jan-19	Feb-19	Mar-19	Apr-19	May-19	Jun-19	Jul-19	Aug-19	Sep-19	Oct-19	Nov-19	Dec-19	Year to Date Monthly Average	
													Quantity	%
Non-Violations	582	556	0	0	0	0	0	0	0	0	0	0	569	89%
Violations	65	78	0	0	0	0	0	0	0	0	0	0	72	11%
Total:	647	634	0	0	0	0	0	0	0	0	0	0	641	100%
Violations														
Uncontrollable Non-Issued	15	15	0	0	0	0	0	0	0	0	0	0	15	21%
Controllable Non-Issued	39	46	0	0	0	0	0	0	0	0	0	0	43	59%
Citations	11	17	0	0	0	0	0	0	0	0	0	0	14	20%
Total:	65	78	0	0	0	0	0	0	0	0	0	0	72	80%
Non-Violations														
Emergency Vehicle Non-Issuable	0	0	0	0	0	0	0	0	0	0	0	0	0	0%
Emergency Vehicle PD	0	0	0	0	0	0	0	0	0	0	0	0	0	0%
Intersection Control in Progress-PD	0	0	0	0	0	0	0	0	0	0	0	0	0	0%
Gate Down/ No Train	0	0	0	0	0	0	0	0	0	0	0	0	0	0%
No Violation Occurred	467	454	0	0	0	0	0	0	0	0	0	0	461	81%
Rear Axle Activation	0	1	0	0	0	0	0	0	0	0	0	0	1	0%
Right Turn- No Violation	0	0	0	0	0	0	0	0	0	0	0	0	0	0%
Test Shot	47	43	0	0	0	0	0	0	0	0	0	0	45	8%
Train Activation	68	57	0	0	0	0	0	0	0	0	0	0	63	11%
Amber Time Low	0	1	0	0	0	0	0	0	0	0	0	0	1	0%
Vehicle Stopped- PD	0	0	0	0	0	0	0	0	0	0	0	0	0	0%
Total:	582	556	0	0	0	0	0	0	0	0	0	0	570	100%
Uncontrollable Non-Issued Violations														
Administrative Dismissal	0	0	0	0	0	0	0	0	0	0	0	0	0	0%
Address/CDL/DOB Match Fail	4	2	0	0	0	0	0	0	0	0	0	0	3	17%
Car Obstructed	0	0	0	0	0	0	0	0	0	0	0	0	0	0%
Conditions Beyond Control	0	0	0	0	0	0	0	0	0	0	0	0	0	0%
Driver Identity Unclear	0	0	0	0	0	0	0	0	0	0	0	0	0	0%
Driver Obstructed	0	1	0	0	0	0	0	0	0	0	0	0	1	6%
Exposed	0	0	0	0	0	0	0	0	0	0	0	0	0	0%
Emergency Vehicle Issue	1	0	0	0	0	0	0	0	0	0	0	0	1	6%
Glare on Plate	0	0	0	0	0	0	0	0	0	0	0	0	0	0%
Glare on Windshield	3	2	0	0	0	0	0	0	0	0	0	0	3	14%
Illegible Plate	0	0	0	0	0	0	0	0	0	0	0	0	0	0%
Interest of Justice- PD	0	0	0	0	0	0	0	0	0	0	0	0	0	0%
Image Quality- PD	0	0	0	0	0	0	0	0	0	0	0	0	0	0%
Issuance Criteria Not Met- PD	0	0	0	0	0	0	0	0	0	0	0	0	0	0%
No Warning Sign	0	0	0	0	0	0	0	0	0	0	0	0	0	0%
No Plate	1	3	0	0	0	0	0	0	0	0	0	0	2	11%
No Speed Captured	0	0	0	0	0	0	0	0	0	0	0	0	0	0%
Obstruction In Photo- PD	0	0	0	0	0	0	0	0	0	0	0	0	0	0%
Out of State	3	7	0	0	0	0	0	0	0	0	0	0	5	29%
Plate Obstructed	1	0	0	0	0	0	0	0	0	0	0	0	1	6%
Short Yellow- PD	0	0	0	0	0	0	0	0	0	0	0	0	0	0%
Third Party Damage	0	0	0	0	0	0	0	0	0	0	0	0	0	0%
TSB Epired	0	0	0	0	0	0	0	0	0	0	0	0	0	0%
TSB No Hit	2	0	0	0	0	0	0	0	0	0	0	0	2	11%
Total:	15	15	0	0	0	0	0	0	0	0	0	0	18	100%
Controllable Non-Issued Violations														
Conduent Expire	0	0	0	0	0	0	0	0	0	0	0	0	0	0%
Clarity of Plate	0	0	0	0	0	0	0	0	0	0	0	0	0	0%
Clarity of Driver	0	0	0	0	0	0	0	0	0	0	0	0	0	0%
Dark Interior	7	9	0	0	0	0	0	0	0	0	0	0	8	19%
Data Box Related- PD	0	0	0	0	0	0	0	0	0	0	0	0	0	0%
Data Box Data Error- PD	0	0	0	0	0	0	0	0	0	0	0	0	0	0%
Data Entry Error	0	0	0	0	0	0	0	0	0	0	0	0	0	0%
Exposed	0	0	0	0	0	0	0	0	0	0	0	0	0	0%
Equipment Malfunction	8	16	0	0	0	0	0	0	0	0	0	0	12	28%
Framing- PD	0	0	0	0	0	0	0	0	0	0	0	0	0	0%
Framing of Car	24	21	0	0	0	0	0	0	0	0	0	0	23	53%
Framing of Driver	0	0	0	0	0	0	0	0	0	0	0	0	0	0%
Operator Error	0	0	0	0	0	0	0	0	0	0	0	0	0	0%
Framing of Plate	0	0	0	0	0	0	0	0	0	0	0	0	0	0%
Reject Expired	0	0	0	0	0	0	0	0	0	0	0	0	0	0%
Speed Not Determined	0	0	0	0	0	0	0	0	0	0	0	0	0	0%
Total:	39	46	0	0	0	0	0	0	0	0	0	0	43	100%
Summary Metrics														
Daily Average Vehicle Passes													Year to Date Monthly Average	
Average Issued Speed	17	19	0	0	0	0	0	0	0	0	0	0	0	18
Average Issued Red Seconds	27.4	30.8	0.0	0.0	0.0	0.0	0.0	0.0	0.0	0.0	0.0	0.0	0.0	29.1
Citation / Violation Issuance Rate	17%	22%	0%	0%	0%	0%	0%	0%	0%	0%	0%	0%	0%	19%
Controllable Issuance Rate	22%	27%	0%	0%	0%	0%	0%	0%	0%	0%	0%	0%	0%	24%



Los Angeles County MTA Expo Line
 Monthly Citation Yield - By Location
 February 2020

Direction	Location	Code	Movement	Days of Enforcement	CIR	Events	Violations	Citations	Yield*
SB to EB	Flower @ Washintgon	5008	Left	29	100%	317	10	4	0.14
SB to WB	Flower @ USC Trade Tech	5018	Left	29	50%	1,802	7	3	0.10
SB to EB	Flower @ 23rd	5028	Left	29	60%	1,076	5	3	0.10
SB to EB	Flower @ Adams	5038	Left	29	0%	109	1	0	0.00
SB to EB	Flower @ 28th	5048	Left	29	78%	265	133	63	2.17
SB to EB	Flower @ 30th	5058	Left	29	0%	969	3	0	0.00
SB to EB	Flower @ Jefferson	5068	Left	29	100%	952	31	23	0.79
EB to NB	Exposition @ Watt	5077	Left	29	33%	179	15	1	0.03
WB to SB	Exposition @ Bill Robertson	5079	Left	29	33%	267	5	1	0.03
EB to NB	Exposition @ Vermont	5087	Left	29	82%	925	89	18	0.62
WB to SB	Exposition @ Vermont	5089	Left	29	38%	579	35	11	0.38
EB to NB	Exposition @ Raymond	5097	Left	29	100%	107	10	4	0.14
EB to NB	Exposition @ Normandie	5107	Left	29	68%	361	71	25	0.86
WB to SB	Exposition @ Normandie	5109	Left	29	78%	605	14	7	0.24
EB to NB	Exposition @ Halldale	5117	Left	29	92%	368	38	24	0.83
WB to SB	Exposition @ Denker	5119	Left	29	95%	301	61	40	1.38
EB to NB	Exposition @ Western	5127	Left	29	91%	573	112	70	2.41
WB to SB	Exposition @ Western	5129	Left	29	100%	1,413	6	2	0.07
EB to SB	Exposition @ Crenshaw	5137	Right	29	27%	634	78	17	0.59
Totals				29		11,802	724	316	10.90

*Yield is the number of citations issued per day of enforcement.