



**CITY OF MODESTO
COMMITTEE REPORT**

MEETING DATE:
February 5, 2007

Date: January 16, 2007

TO: Safety and Communities Committee
Will O'Bryant, Chair
Brad Hawn, Vice-Chair
Bob Dunbar

FROM: Roy W. Wasden, Chief of Police

SUBJECT: Informational Update on Red Light Enforcement Program

CONTACT: William Ryan, Police Lieutenant, ryanw@modestopd.com, 342-9129

RECOMMENDED COMMITTEE ACTION:

1. Consider receipt and review of this informational update on the Red Light Enforcement Program.
2. Recommend Council amend the Fiscal Year 2006/2007 Traffic Fund Expenditures by \$180,900 and Revenue by \$72,360.

BACKGROUND:

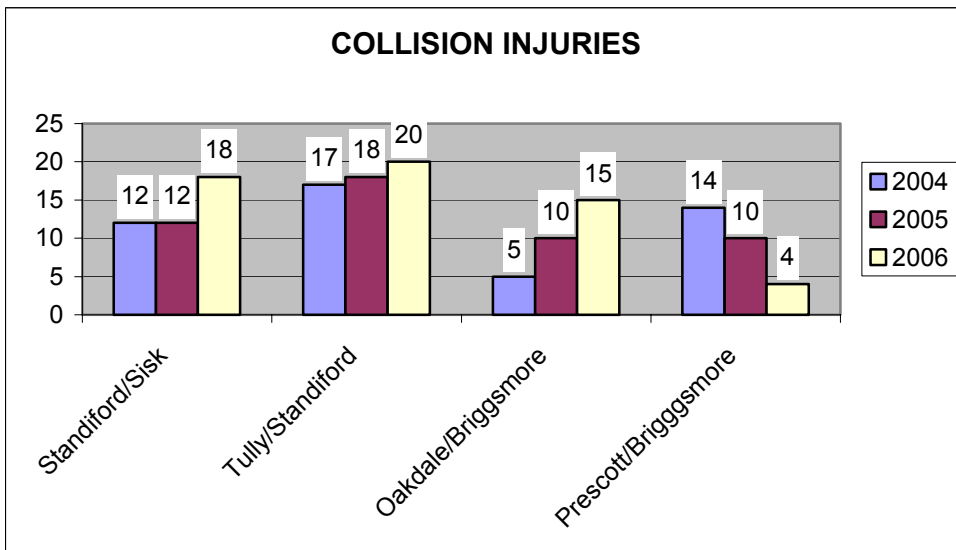
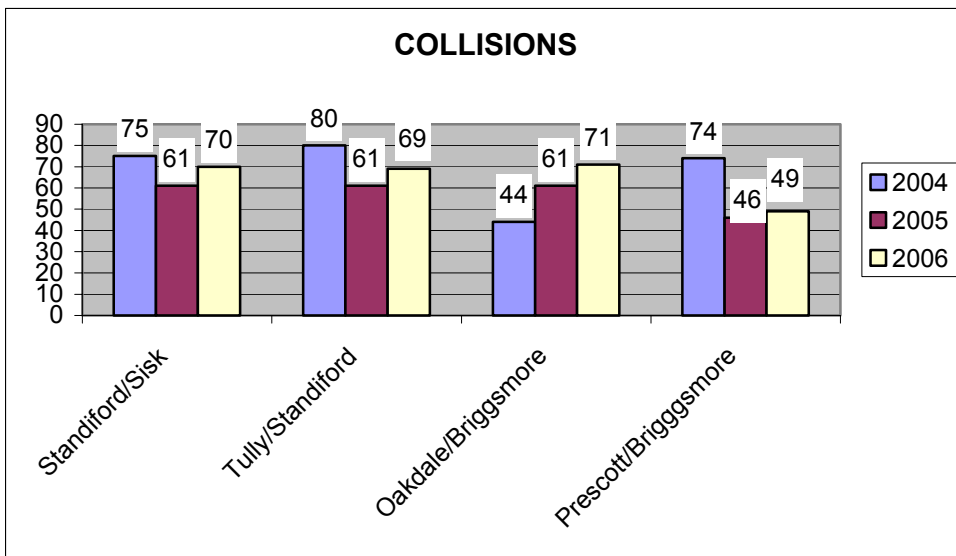
On June 8, 2004, Council approved Resolution 2004-301 implementing the automated red light enforcement program and approval of a five-year base contract with Redflex Traffic Systems of Culver City, California, for the installation of red light photo enforcement equipment and all related maintenance services at up to ten (10) City designated intersections under a phased implementation plan.

Under the existing contract, Redflex charges the City of Modesto \$6,030 per month for each camera location. The City currently has four intersections with one camera system for a total expense of \$24,120 per month. The contract also calls for cost neutrality – meaning the revenue generated from violation fines will offset the cost of operating the system. If, after an initial twelve-month period, the City of Modesto's expenses exceed the revenues collected, then Redflex agrees to absorb, eliminate or reimburse the City of Modesto for the excess expense.

In March 28, 2006, Council approved transferring \$285,000 from the Traffic Fund balance to the Police Department budget to pay the charges as received from Redflex. At that time, Council did not want to add any additional cameras until the revenue met or exceeded the expenses.

The four cameras currently in operation have been in place for approximately eighteen months. For the year ending September 30, 2006, the red light photo enforcement program has received over \$283,500 in traffic fine revenue. The City paid Redflex \$288,720 for the twelve month period.

Collision stats for the past three years at the four intersections where red light cameras have been installed are shown in the chart below. Collision data alone does not fully describe if the collision involved vehicles within the lane that is monitored by the photo red light system. The collision data for each intersection includes all eight approaches (4 straight through and 4 left turn pockets). It also included vehicles approaching outside the intersection. Since 2004, we have seen a decrease in collisions at all intersections except Oakdale/Briggsmore. Although this data shows increases in the number of collisions from 2005 and 2006 at each of the four intersections, these figures do not accommodate the increase in traffic flow (which has historically increased 1.8% each year). The program's success or failure cannot be judged by these stats alone because the red light camera at each intersection only monitors one approach (out of the 8 approaches).

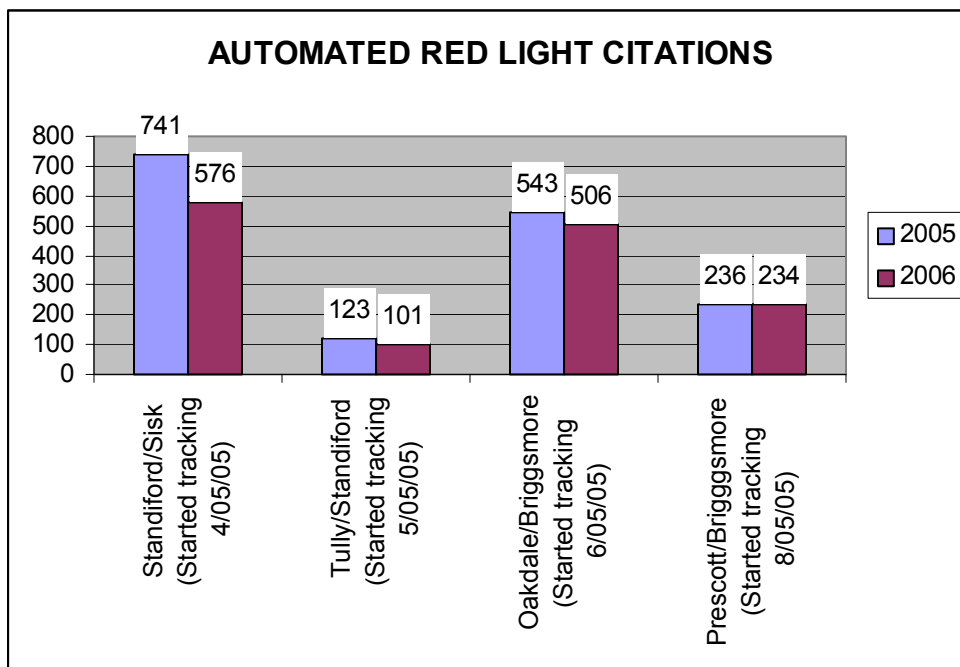


In comparing collisions with the collision injuries, the numbers indicate that in all four intersections the likelihood that someone was injured in a collision decreased. The highest decrease of collision injuries was at Prescott/Briggsmore intersection, which showed a 7.1% decrease.

Comparing 2006 statistics with 2005, citywide non-injury collisions are down 21.2%, collisions involving injuries are down 25.2%, and fatal collisions are down 26.3%. Total collisions citywide are down 22.1%. The department feels that even though we have red light cameras at only four intersections it affects driving behavior citywide and is a deterrent for running red lights. By expanding the red light enforcement program, it will continue to increase driver awareness and reduce collisions.

Percent of Collisions Resulting in Injuries				
Year	Standiford/Sisk	Tully/Standiford	Oakdale/Briggsmore	Prescott/Briggsmore
2004	6.3%	4.7%	9.0%	5.2%
2005	5.1%	3.4%	6.1%	4.6%
2006	3.9%	3.5%	4.3%	12.3%
TOTAL	-2.4%	-1.2%	-4.7%	-7.1%

The Automated Red Light Citation stats below show there has been a slight decrease in citations. These figures might indicate that drivers have become more aware of the dangers of running red lights and are less likely to violate the traffic signals. The red light camera system is a tool to educate the public on the dangers of running red lights and is one component of a series of traffic safety measures utilized by the Modesto Police Department.



The four red light photo enforcement technologies are now paying for themselves and staff is requesting that the final six of the ten intersections approved at the June 8, 2004 Council meeting have red light photo enforcement equipment installed. The intersections include:

- Standiford/McHenry (2 cameras)
- Briggsmore/McHenry (2 cameras)
- Coffee/Sylvan
- Coffee/Briggsmore

These intersections have been selected based on an independent survey by Redflex of red light violations and City of Modesto's review of collision data.

REASONS FOR RECOMMENDATION:

To deter drivers from running red lights and to meet community traffic safety needs.

EXISTING POLICY/RELATIONSHIP TO STRATEGIC PLAN:

The Department's current traffic enforcement posture addresses Strategic Plan Actions H.II.G.1.b, Identify Target Areas for Traffic Calming and H.II.G.1.d, provide Targeted Traffic Enforcement.

POLICY ALTERNATIVES:

The Council approved Resolution 2004-301 on June 8, 2004 for implementation of an automated red light enforcement program. This is a progress report and does not require Committee action other than acceptance of the report.

FISCAL IMPACTS:

Each camera location incurs a cost of \$6,030 per month and monthly charges for the newly installed cameras could begin as early as March, 2007. Revenue will be delayed up to 60 days after installation as traffic citations and fines begin to be processed through the courts. The revenue increase for FY 2006/07 is estimated at the cost of operation after sixty days from the time of installation.

Additional cost to Redflex for FY 2006/2007 will be:

\$6,030 x 2 cameras x 2 intersections x 4 months (March to June) = \$ 96,480
 \$6,030 x 1 camera x 2 intersections x 4 months (March to June) = \$ 48,240

Total **\$180,900**

Expenditure Increase:

0600-190-1906-0235	\$ 180,900	Professional Services
0600-800-8000-8003	(108,540)	Reserve

Revenue Increase:

0600-190-1906-7110	\$ 72,360	Motor Vehicle Fines
--------------------	-----------	---------------------

Based on the Agreement between the City of Modesto and Redflex Traffic Systems, Inc., Section 6.4 Cost Neutrality: After an initial twelve (12) month period, if the City of Modesto's (Customer's) revenues paid to Redflex exceeds the revenues collected for said twelve (12) month period, then Redflex agrees to absorb, eliminate, or reimburse Customer for the excess expense thereby covering the cost for system so that the Customer achieves cost neutrality in accordance with the representation that the system(s) shall pay for themselves.

INTERDEPARTMENTAL COORDINATION:

This item has been coordinated with the Finance Department.

PUBLIC PARTICIPATION:

None.

ENVIRONMENTAL REVIEW:

None.

STEPS FOLLOWING APPROVAL:

None.

Prepared By:

Karen Rabb, Administrative Analyst, rabbk@modestopd.com 572-9523

Approved By:

Roy W. Wasden, Chief of Police

Reviewed By:

M. Wayne Padilla, Finance Director

Susana Alcala Wood, City Attorney

George W. Britton, City Manager

cc: Roy W. Wasden, Chief of Police
Mike Harden, Assistant Chief of Police
Gene Balentine, Police Captain
Joel Broumas, Police Captain
Dan Inderbitzen, Police Captain
William Ryan, Police Lieutenant