

B(1)(a)

Customer Management Report (Napa) Redlight Incidents
 01-Apr-2009 to 30-Apr-2009 Operator Id: %

	NPA-1212-01	NPA-BRTR-01	NPA-JEFI-01	NPA-SOIM-01	TOTAL
Total Violations	0	3	19	0	22
Less Uncontrollable Factors					
Police Driver ID - Poor Driver Image -	0	1	0	0	1
Rejects Driver ID - Poor Driver Image -	0	0	1	0	1
Gender Mismatch	0	0	2	0	2
Non Violation -Vehicle Behind	0	0	1	0	1
Police Discretion	0	1	1	0	2
Safe Turn On Red	0	0	1	0	1
Policy/Weather Extended Vehicle	0	0	1	0	1
er					
Total	0	2	7	0	9
Sub Total Violations	0	1	12	0	13
Less in Progress	0	0	0	0	0
Available For Prosecution	0	1	12	0	13
Less Rejects					
Total	0-00%	0-00%	0-00%	0-00%	0-00%
Notices Printed	0-00%	1-100%	12-100%	0-00%	13-100%

B(1)(a)

Customer Management Report (Napa) Redlight Incidents

01-May-2009 to 31-May-2009 Operator Id: %

	NPA-1212-01	NPA-BRTR-01	NPA-JEFI-01	NPA-SOIM-01	TOTAL
Total Violations	0	90	334	0	424
Less Uncontrollable Factors					
Obstruction	0	0	1	0	1
Driver Obstruction/Duckers	0	0	6	0	6
Plate Obstruction	0	0	1	0	1
Police Rejects	0	9	2	0	11
Driver ID - Poor Driver Image -	0	0	1	0	1
Emergency Vehicle Responding	0	0	1	0	1
Gender Mismatch	0	2	1	0	3
Invalid Offense	0	5	3	0	8
Police Discretion	0	0	4	0	4
Safe Turn On Red	0	2	5	0	7
Policy/Weath	0	1	8	0	9
er					
Registration	0	19	32	0	51
Paper Plates	0	71	302	0	373
Issues	0	0	0	0	0
Total	0	71	302	0	373
Sub Total Violations	0	71	302	0	373
Less in Progress	0	0	0	0	0
Available For Prosecution	0	71	302	0	373
Less Rejects					
Camera	0-00%	0-00%	2-01%	0-00%	2-01%
Face Not in Frame	0-00%	4-06%	0-00%	0-00%	4-01%
Image Missing	0-00%	0-00%	7-02%	0-00%	7-02%
Misc Camera Issue	0-00%	0-00%	2-01%	0-00%	2-01%
Plate Burn Out	0-00%	1-01%	0-00%	0-00%	1-00%
Rear Plate Camera Blurry	0-00%	0-00%	1-00%	0-00%	1-00%
Driver Unidentifiable Images poor	0-00%	4-06%	0-00%	0-00%	4-01%
Police Rejects	0-00%	9-13%	12-04%	0-00%	21-06%
Red-light not visible in	0-00%				
Total					

Notices Printed

0-00% 62-87% 290-96% 0-00% 352-94%

B(1)(a)

Customer Management Report (Napa) Redlight Incidents

01-Jun-2009 to 30-Jun-2009 Operator Id: %

	NPA-1212-01	NPA-BRTR-01	NPA-JEFI-01	NPA-SOIM-01	TOTAL
Total Violations	0	160	313	0	473
Less Uncontrollable Factors					
Obstruction	0	2	4	0	6
Driver Obstruction/Duckers	0	1	0	0	1
Motor Cycle Helmet	0	12	10	0	22
Plate Obstruction	0	0	1	0	1
Driver ID - Poor Driver Image -	0	15	1	0	16
Emergency Vehicle Responding	0	0	4	0	4
Police Discretion	0	0	5	0	5
Safe Turn On Red	0	8	4	0	12
Policy/Weath	0	13	13	0	26
Extended Vehicle	0	0	1	0	1
er	0	0	9	0	9
Registration	0	51	52	0	103
Out of Country Plate	0	109	261	0	370
Issues	0	0	0	0	0
Paper Plates	0	109	261	0	370
Total	0	109	261	0	370
Sub Total Violations					
Less In Progress	0	0	0	0	0
Available For Prosecution	0	109	261	0	370
Less Rejects					
Camera	0-00%	1-01%	0-00%	0-00%	1-00%
Face Camera Flash	0-00%	0-00%	1-00%	0-00%	1-00%
Malfunction	0-00%	0-00%	1-00%	0-00%	1-00%
Face Not in Frame	0-00%	0-00%	1-00%	0-00%	1-00%
Misc Camera Issue	0-00%	0-00%	1-00%	0-00%	1-00%
Plate Burn Out	0-00%	0-00%	1-00%	0-00%	1-00%
Police	0-00%	0-00%	3-01%	0-00%	3-01%
Rejects	0-00%	8-07%	0-00%	0-00%	8-02%
Driver Unidentifiable images poor	0-00%	0-00%	0-00%	0-00%	0-00%
Red-light not visible in	0-00%	0-00%	1-00%	0-00%	1-00%
Process	0-00%	0-00%	1-00%	0-00%	1-00%
Issues	0-00%	0-00%	1-00%	0-00%	1-00%

Total	0-00%	9-08%	7-03%	0-00%	16-04%
Notices Printed	0-00%	100-92%	254-97%	0-00%	354-96%

B(1)(a)

Customer Management Report (Napa) Redlight Incidents

01-Jul-2009 to 31-Jul-2009 Operator Id: %

	NPA-1212-01	NPA-BRTR-01	NPA-JEFI-01	NPA-SOIM-01	TOTAL
Total Violations	0	113	272	0	385
Less Uncontrollable Factors					
Obstruction Driver Obstruction/Duckers	0	6	6	0	12
Plate Obstruction	0	8	5	0	13
Vehicle Obstruction	0	0	1	0	1
Police Rejects	0	13	0	0	13
Emergency Vehicle Responding	0	1	0	0	1
Non Violation -Vehicle Behind	0	0	1	0	1
Plate Unidentifiable	0	0	1	0	1
Police Discretion	0	0	1	0	1
Safe Turn On Red	0	0	5	0	5
Policy/Weather	0	4	5	0	9
Extended Vehicle	0	3	11	0	14
Sun Glare	0	1	5	0	6
Paper Plates	0	36	40	0	76
Registration Issues	0	77	232	0	309
Sub Total Violations	0	77	232	0	309
Less in Progress	0	0	0	0	0
Available For Prosecution	0	77	232	0	309
Less Rejects					
Camera Malfunction	0-00%	0-00%	6-03%	0-00%	6-02%
Face Camera Flash	0-00%	0-00%	3-01%	0-00%	3-01%
Misc Camera Issue	0-00%	0-00%	4-02%	0-00%	4-01%
Plate Burn Out	0-00%	1-01%	0-00%	0-00%	1-00%
Rear Plate Camera Blurry	0-00%	1-01%	1-00%	0-00%	2-01%
Red-light not visible in	0-00%	0-00%	1-00%	0-00%	1-00%
Police Rejects	0-00%	0-00%	1-00%	0-00%	1-00%
Process Issues	0-00%	0-00%	0-00%	0-00%	0-00%
Too Old	0-00%	0-00%	0-00%	0-00%	0-00%

Total	0-00%	2-03%	15-06%	0-00%	17-06%
Notices Printed	0-00%	75-97%	217-94%	0-00%	292-94%

B(1)(b)

Customer Management Report (Napa) Redlight Incidents

01-Jul-2009 to 31-Jul-2009 Operator Id: %

	NPA-1212-01	NPA-BRTR-01	NPA-JEFI-01	NPA-SOIM-01	TOTAL
Total Violations	0	113	272	0	385
Less Uncontrollable Factors					
Obstruction	0	6	6	0	12
Driver Obstruction/Duckers	0	8	5	0	13
Plate Obstruction	0	0	1	0	1
Vehicle Obstruction	0	13	0	0	13
Emergency Vehicle Responding	0	1	0	0	1
Non Violation -Vehicle Behind	0	0	1	0	1
Plate Unidentifiable	0	0	1	0	1
Police Discretion	0	0	1	0	1
Safe Turn On Red	0	0	5	0	5
Policy/Weath	0	4	5	0	9
Extended Vehicle	0	3	11	0	14
Sun Glare	0	1	5	0	6
Paper Plates	0	36	40	0	76
Registration Issues	0	77	232	0	309
Sub Total Violations	0	77	232	0	309
Less in Progress	0	0	0	0	0
Available For Prosecution	0	77	232	0	309
Less Rejects					
Camera	0-00%	0-00%	6-03%	0-00%	6-02%
Face Camera Flash	0-00%	0-00%	3-01%	0-00%	3-01%
Misc Camera Issue	0-00%	0-00%	4-02%	0-00%	4-01%
Plate Burn Out	0-00%	1-01%	0-00%	0-00%	1-00%
Rear Plate Camera Blurry	0-00%	1-01%	1-00%	0-00%	2-01%
Red-light not visible in	0-00%	0-00%	1-00%	0-00%	1-00%
Police Rejects	0-00%	0-00%	1-00%	0-00%	1-00%
Process Issues	0-00%	0-00%	0-00%	0-00%	0-00%
Too Old	0-00%	0-00%	0-00%	0-00%	0-00%

Total	0-00%	2-03%	15-06%	0-00%	17-06%
Notices Printed	0-00%	75-97%	217-94%	0-00%	292-94%

B(1)(b)

Customer Management Report (Napa) Redlight Incidents

01-Jan-2010 to 31-Jan-2010 Operator Id: %

	NPA-1212-01	NPA-BRTR-01	NPA-JEFI-01	NPA-SOIM-01	TOTAL
Total Violations	0	62	178	217	457
Less Uncontrollable Factors					
Obstruction	0	3	2	12	17
Driver Obstruction/Duckers	0	1	1	11	13
Plate Obstruction	0	0	1	1	2
Vehicle Obstruction	0	5	1	1	7
Police Rejects	0	0	1	0	1
Emergency Vehicle Responding	0	0	0	1	1
Invalid Offense	0	0	0	1	1
Plate Unidentifiable	0	0	1	0	1
Police Discretion	0	0	8	0	8
Safe Turn On Red	0	0	0	3	3
Policy/Weather	0	0	0	1	1
Extended Vehicle	0	2	1	0	3
Sun Glare	0	1	4	4	9
Weather/Nature	0	12	20	34	66
Registration Issues	0	50	158	183	391
Paper Plates	0	0	0	0	0
Sub Total Violations	0	62	178	217	457
Less In Progress Available For Prosecution	0	50	158	183	391
Less Rejects					
Camera Malfunction	0-00%	2-04%	0-00%	0-00%	2-01%
Face Camera Flash	0-00%	0-00%	0-00%	1-01%	1-00%
Face Not in Frame	0-00%	0-00%	3-02%	2-01%	5-01%
Misc Camera Issue	0-00%	0-00%	1-01%	0-00%	1-00%
Plate Burn Out	0-00%	0-00%	0-00%	3-02%	3-01%
Plate Not in Frame					

Police Rejects Process Issues Total	No Images	0-00%	0-00%	0-00%	1-01%	1-00%
	Too Old	0-00%	1-01%	0-00%	0-00%	1-00%
		0-00%	2-04%	5-03%	7-04%	14-04%
Notices Printed		0-00%	48-96%	153-97%	176-96%	377-96%

B(1)(c)

Customer Management Report (Napa) Redlight Incidents
 01-Apr-2010 to 30-Apr-2010 Operator Id: %

	NPA-1212-01	NPA-BRTR-01	NPA-JEFI-01	NPA-SOIM-01	TOTAL
Total Violations	1243	43	179	237	1702
Less Uncontrollable Factors					
Obstruction	487	4	2	15	508
Driver Obstruction/Duckers					
Motor Cycle Helmet	1	0	0	0	1
Plate Obstruction	27	1	5	6	39
Vehicle Obstruction	2	0	0	2	4
Police Rejects					
Driver ID - Poor Driver Image -	5	0	0	0	5
Emergency Vehicle Responding	4	3	0	0	7
Invalid Offense	2	0	0	0	2
Non Violation - Green Light	2	0	0	0	2
Non Violation - Vehicle Behind	2	0	0	0	2
Plate Unidentifiable	2	0	0	0	2
Police Discretion	14	0	12	2	28
Safe Turn On Red	7	0	4	0	11
Weather Conditions	1	0	0	0	1
Policy/Weather					
Extended Vehicle	17	2	3	9	31
Sun Glare	61	2	7	13	83
Weather/Nature	12	0	0	1	13
Registration Issues					
Paper Plates	14	0	3	1	18
Total	660	12	36	49	757
Sub Total Violations	583	31	143	188	945
Less in Progress	0	0	0	0	0
Available For Prosecution	583	31	143	188	945
Less Rejects					
Camera Malfunction	43-07%	0-00%	0-00%	0-00%	43-05%
Face Camera Focus Blurry					

MANUFACTURER	Face Not in Frame	5-01%	0-00%	0-00%	1-01%	6-01%
	Misc Camera Issue	0-00%	0-00%	1-01%	0-00%	1-00%
	Plate Burn Out	1-00%	0-00%	1-01%	0-00%	2-00%
	Rear Plate Camera Blurry	3-01%	0-00%	0-00%	1-01%	4-00%
	Scene Image Flash Inappropriate	0-00%	0-00%	1-01%	0-00%	1-00%
Police	Driver Unidentifiable images poor	46-08%	0-00%	0-00%	0-00%	46-05%
Rejects	Plate Unclear	1-00%	0-00%	0-00%	0-00%	1-00%
	Red-light not visible in	0-00%	1-03%	0-00%	0-00%	1-00%
Process	Too Old	5-01%	0-00%	0-00%	2-01%	7-01%
Issues						
Total		104-18%	1-03%	3-02%	4-02%	112-12%
Notices Printed		479-82%	30-97%	140-98%	184-98%	833-88%

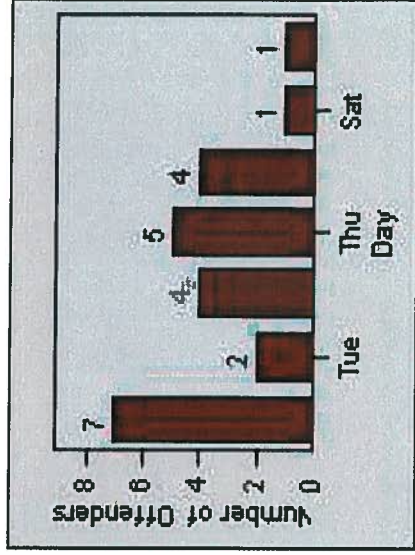
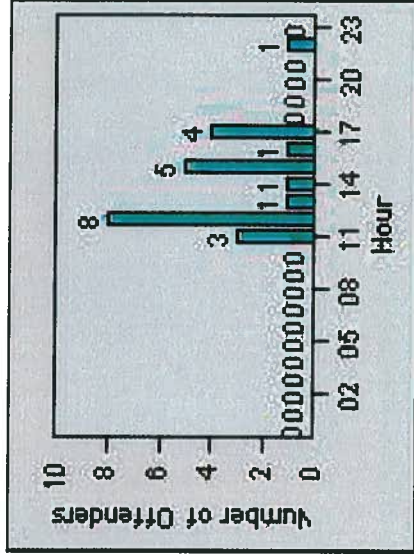
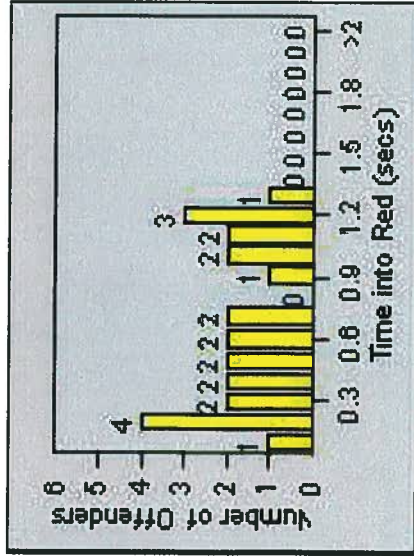
Redflex Redlight Offender Statistics

CONTRACT: Napa LOCATION: NPA-SOIM-01 Soscol Ave
 DATE FROM: 1/Apr/2010 DATE TO: 30/Apr/2010

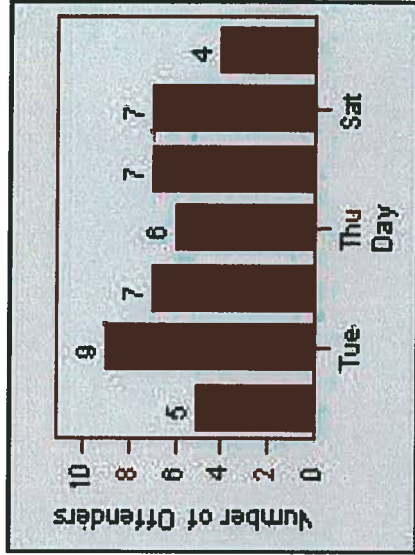
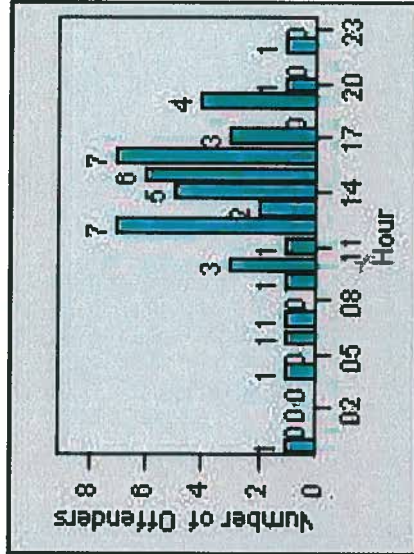
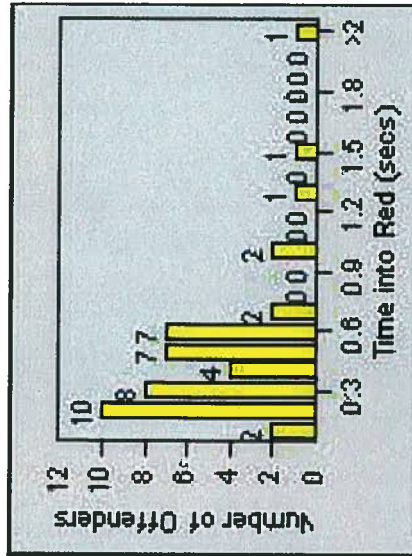
B(2)(a) + (b)



LANE 1



LANE 2

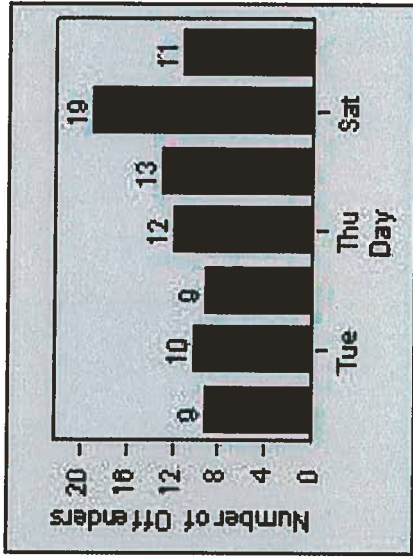
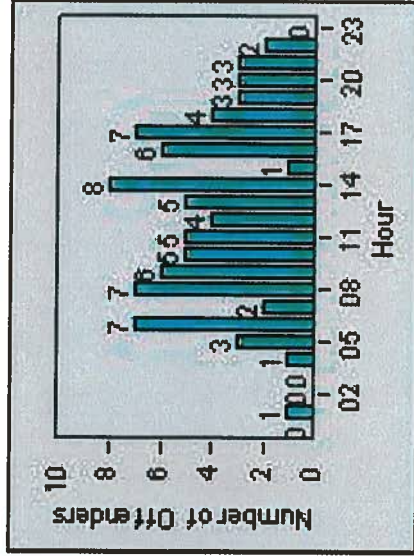
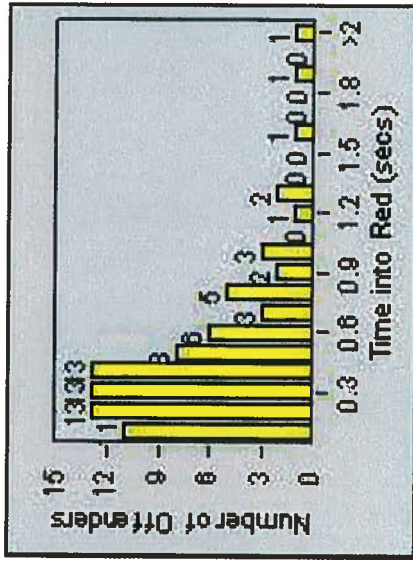


LANE 3

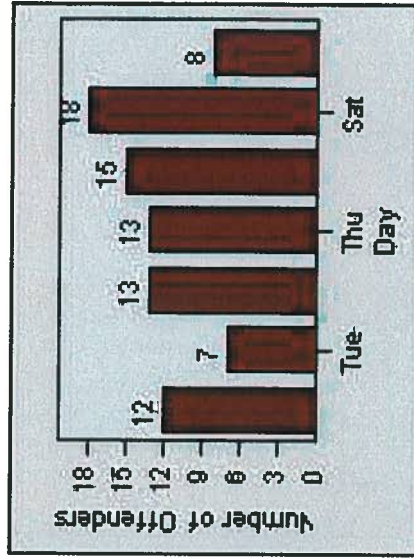
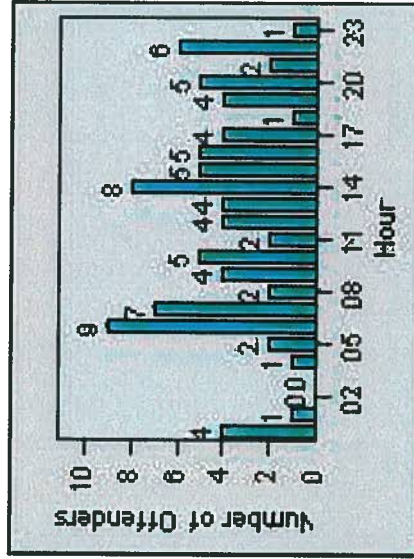
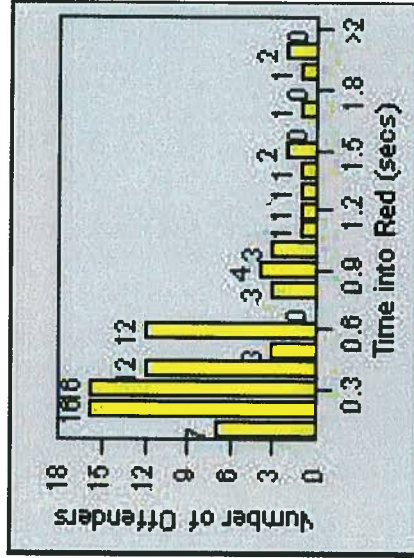
Redflex Redlight Offender Statistics



CONTRACT: Napa **LOCATION:** NPA-SOIM-01 Soscol Ave
DATE FROM: 1/Apr/2010 **DATE TO:** 30/Apr/2010



LANE 4

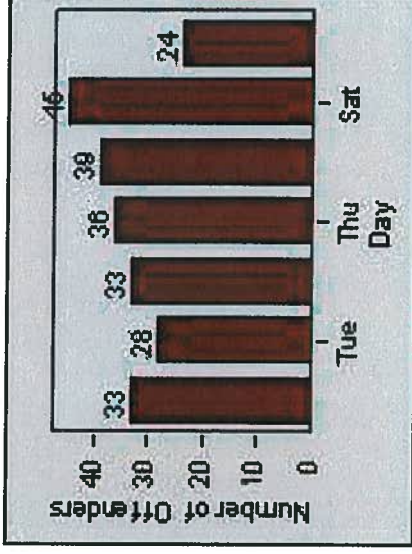
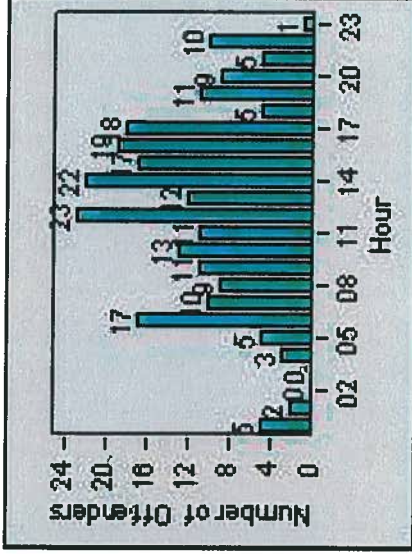
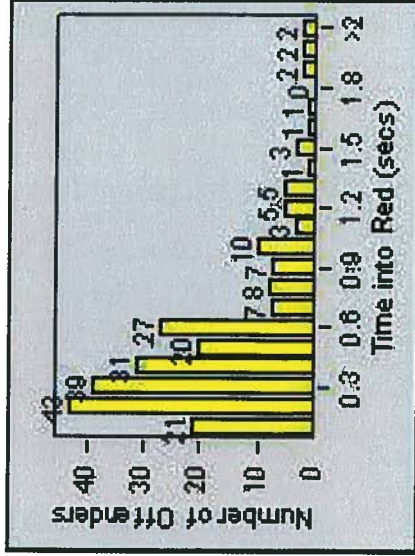


LANE TOTAL

Redflex Redlight Offender Statistics



CONTRACT: Napa **LOCATION:** NPA-SOIM-01 Soscol Ave
DATE FROM: 1/Apr/2010 **DATE TO:** 30/Apr/2010



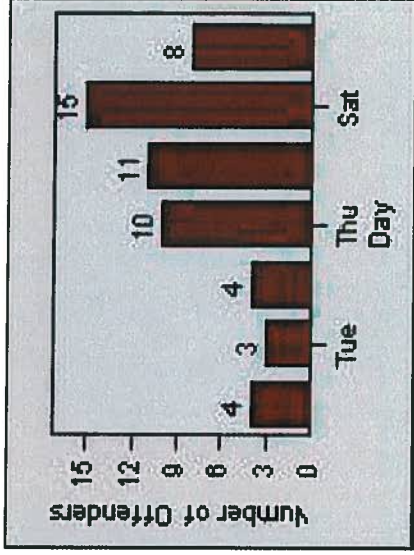
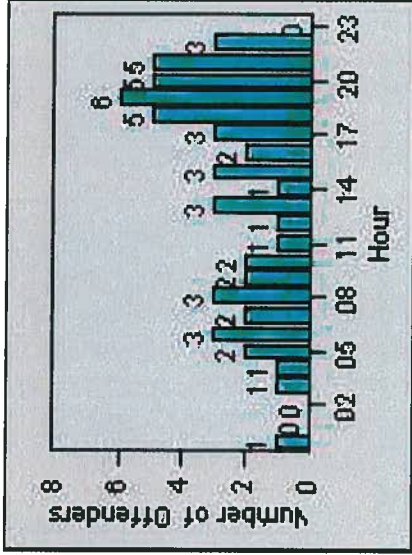
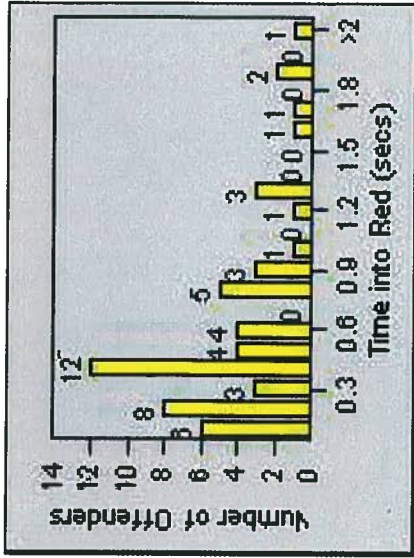
Redflex Redlight Offender Statistics

B(2)(a) + (b)

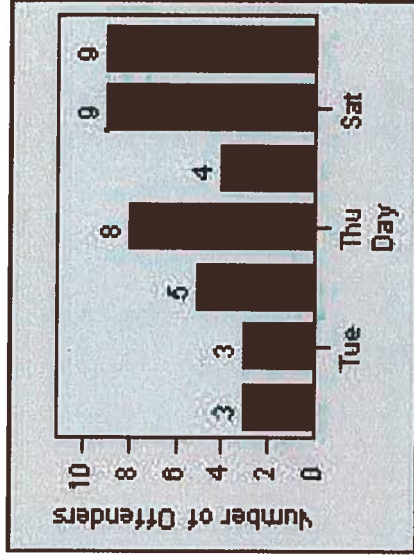
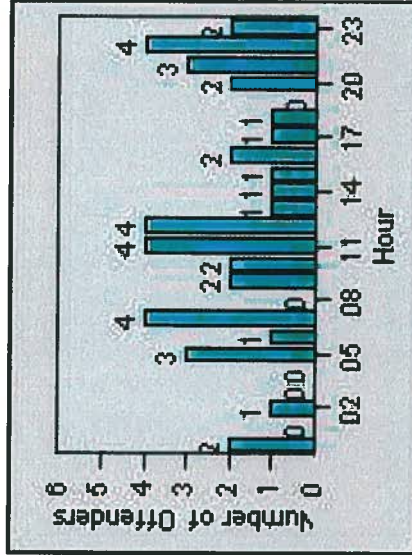
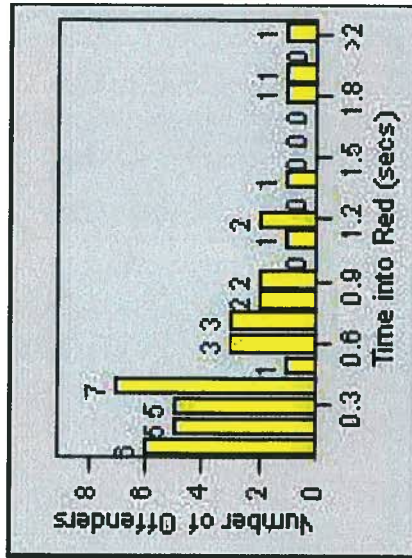


CONTRACT: Napa LOCATION: NPA-1212-01 Hwy 29
 DATE FROM: 1/Apr/2010 DATE TO: 30/Apr/2010

LANE 1



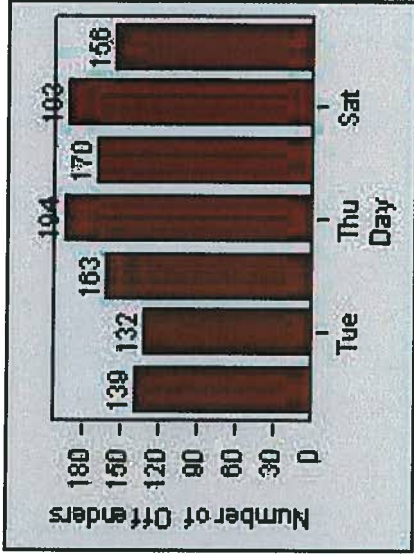
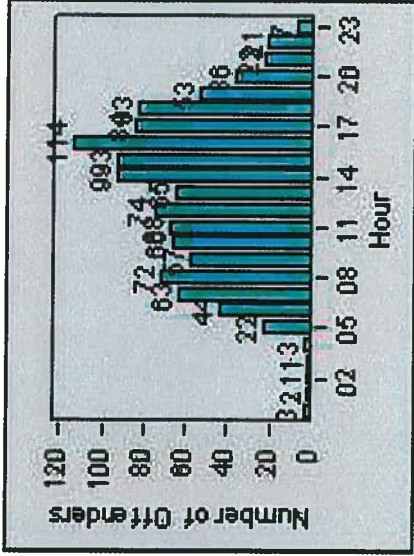
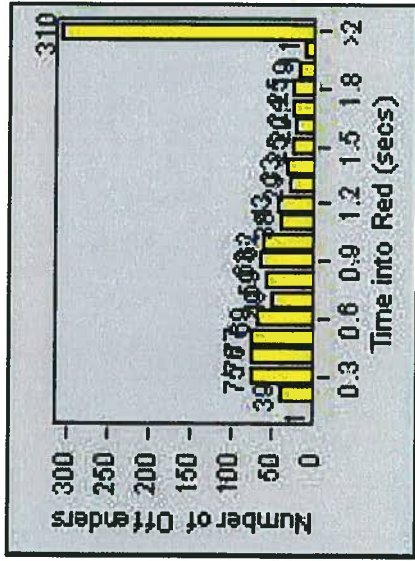
LANE 2



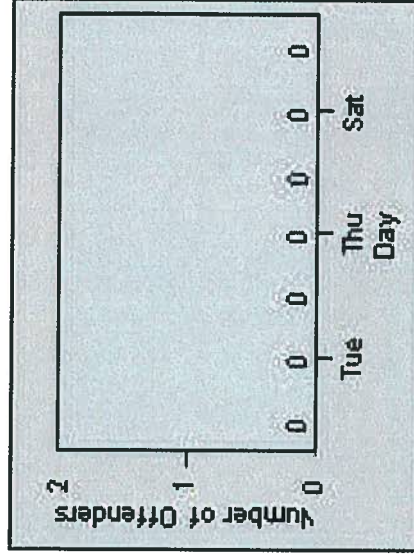
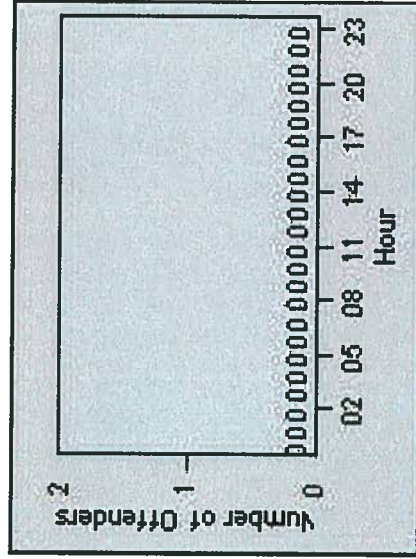

LANE 3

Redflex Redlight Offender Statistics

CONTRACT: Napa LOCATION: NPA-1212-01 Hwy 29
 DATE FROM: 1/Apr/2010 DATE TO: 30/Apr/2010



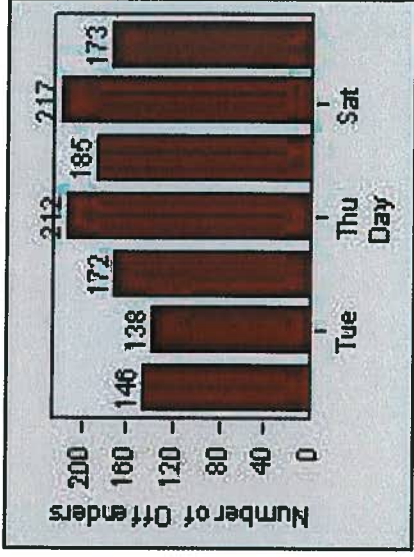
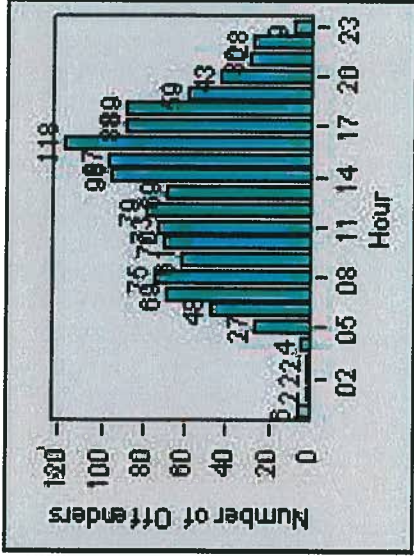
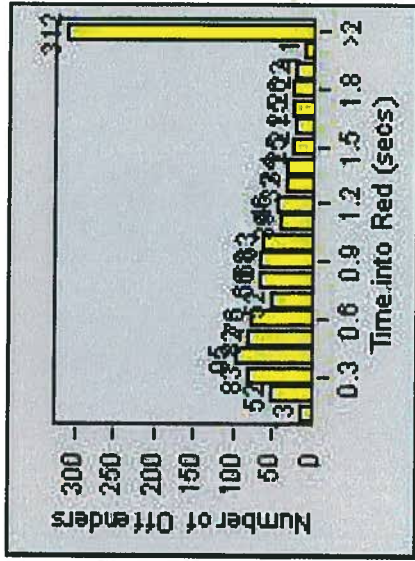
LANE 4



LANE TOTAL

Redflex Redlight Offender Statistics

CONTRACT: Napa LOCATION: NPA-1212-01 Hwy 29
 DATE FROM: 1/Apr/2010 DATE TO: 30/Apr/2010



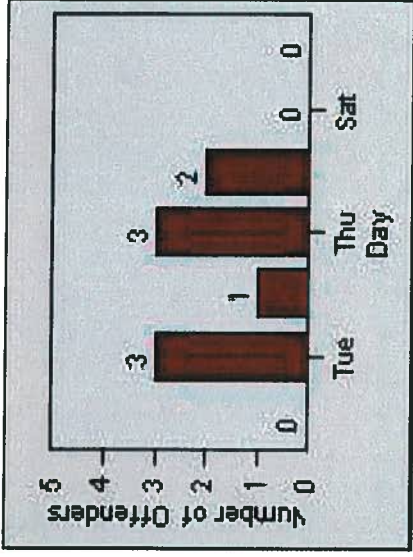
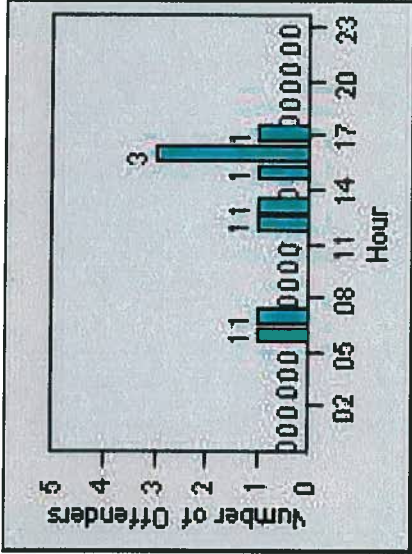
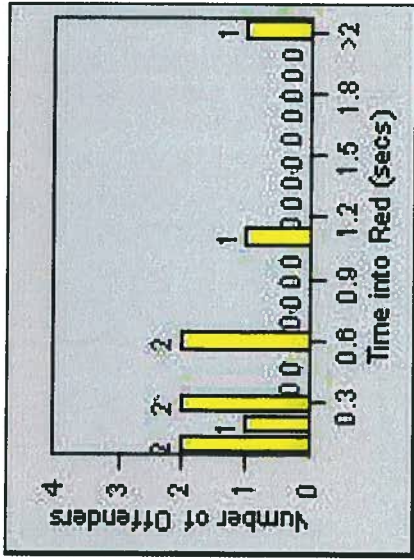
Redflex Redlight Offender Statistics

B(2)(a) + (b)

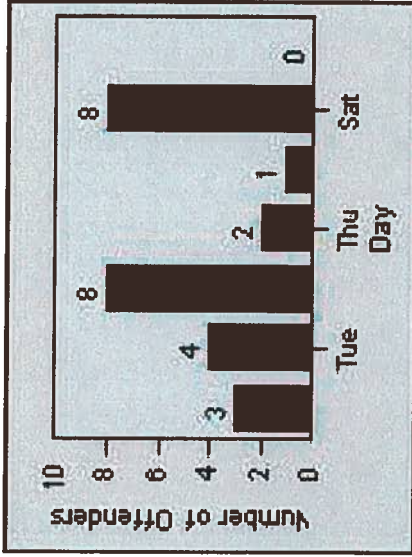
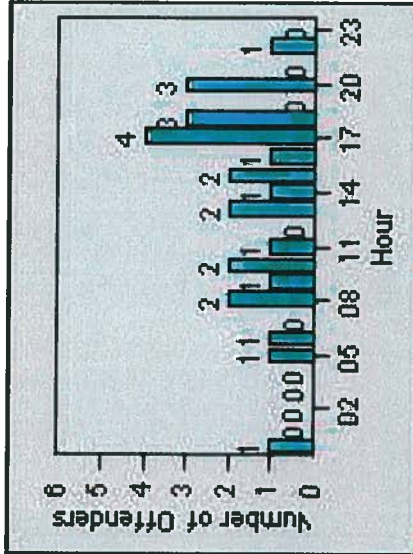
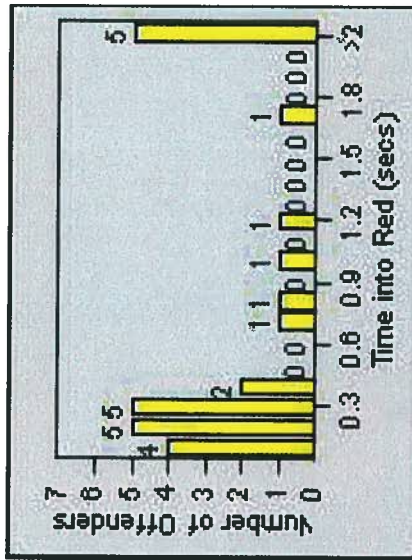


CONTRACT: Napa LOCATION: NPA-BRTR-01 Big Ranch Rd and Trancas Ave
 DATE FROM: 1/Apr/2010 DATE TO: 30/Apr/2010

LANE 1



LANE 2

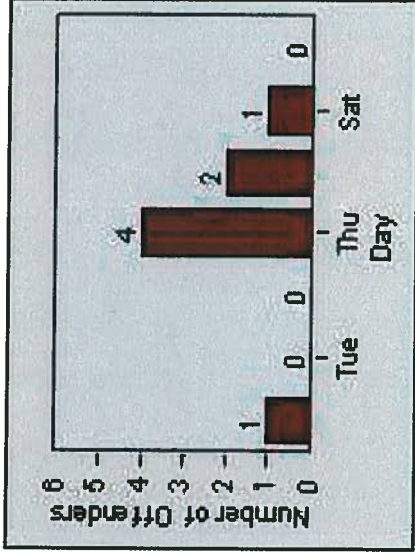
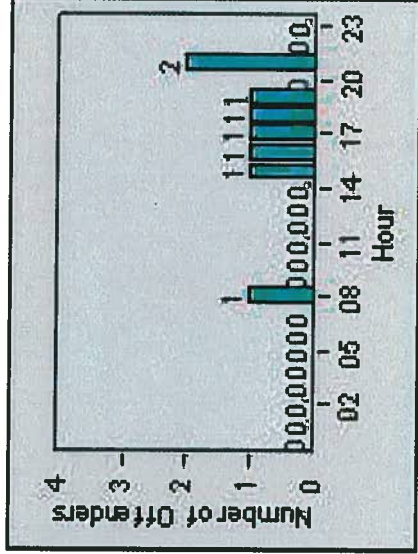
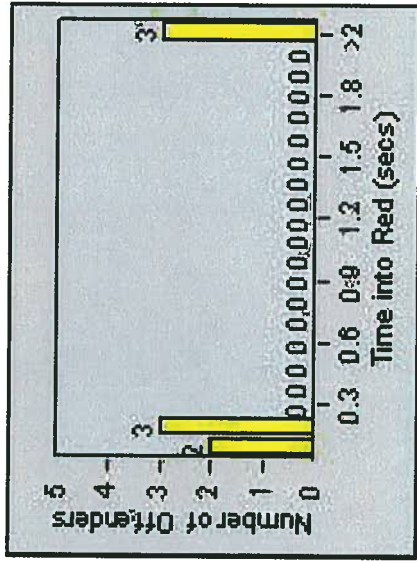


LANE 3

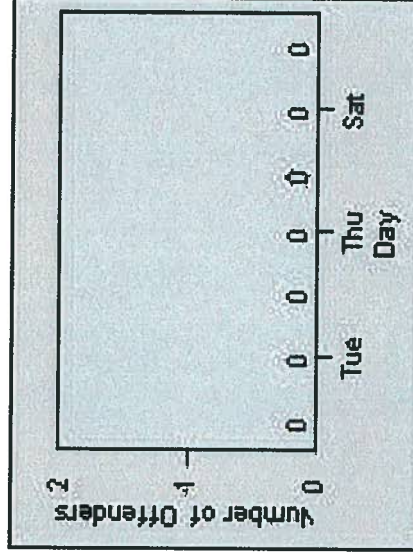


Redflex Redlight Offender Statistics



CONTRACT: Napa **LOCATION:** NPA-BRTR-01 Big Ranch Rd and Trancas Ave
DATE FROM: 1/Apr/2010 **DATE TO:** 30/Apr/2010



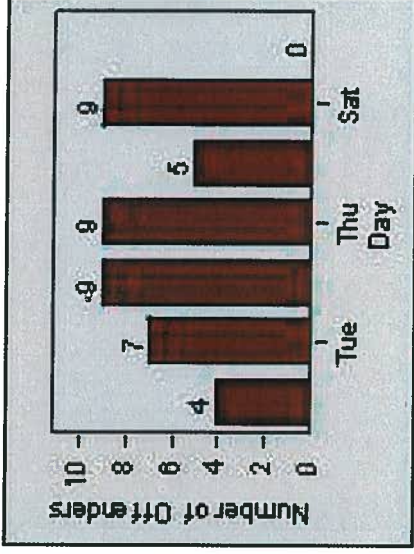
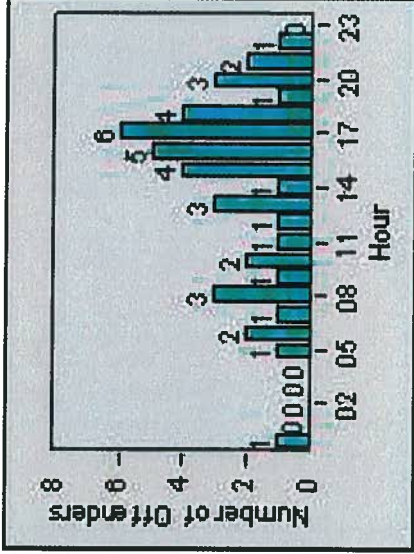
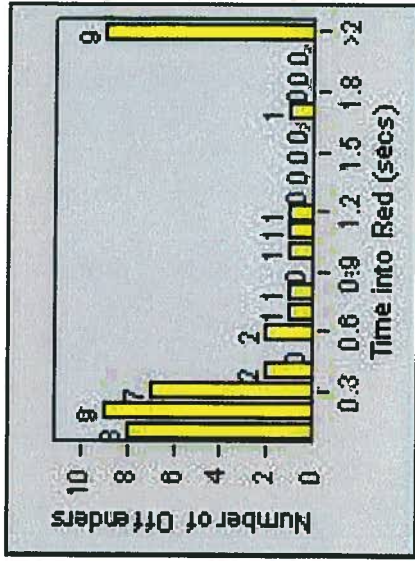
LANE 4



LANE TOTAL

Redflex Redlight Offender Statistics

CONTRACT: Napa **LOCATION:** NPA-BRTR-01 Big Ranch Rd and Trancas Ave
DATE FROM: 1/Apr/2010 **DATE TO:** 30/Apr/2010



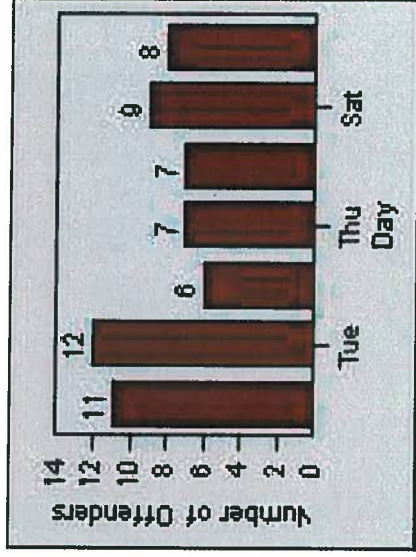
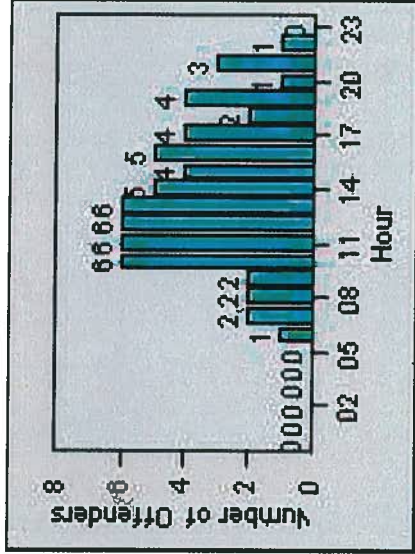
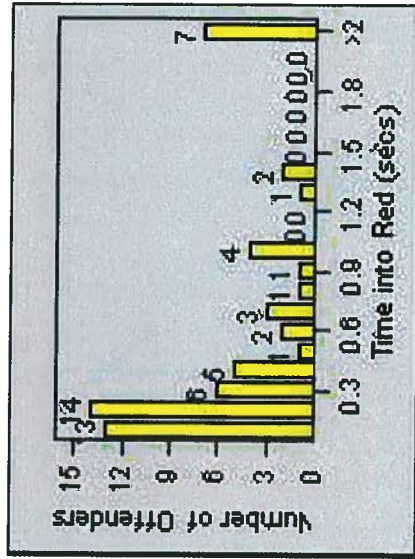
Redflex Redlight Offender Statistics

B(2)(a) + (b)

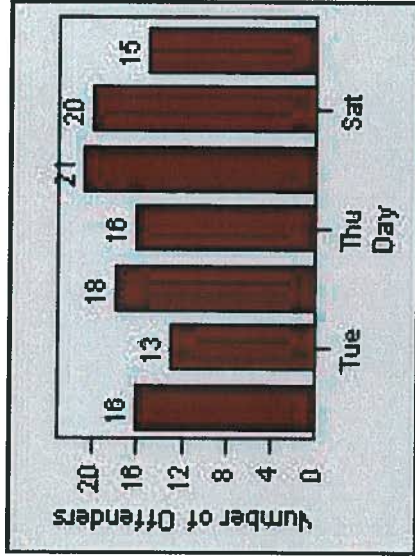
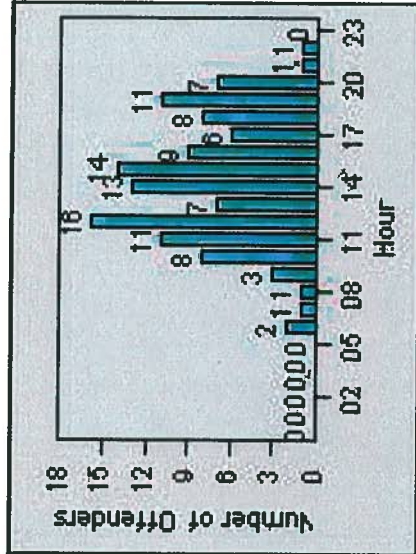
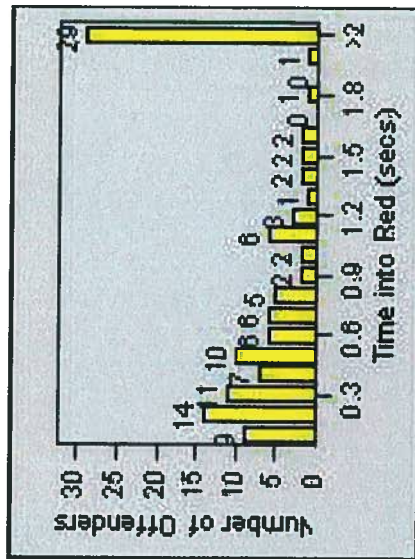


CONTRACT: Napa LOCATION: NPA-JEFI-01 Jefferson St and First St
 DATE FROM: 1/Apr/2010 DATE TO: 30/Apr/2010

LANE 1



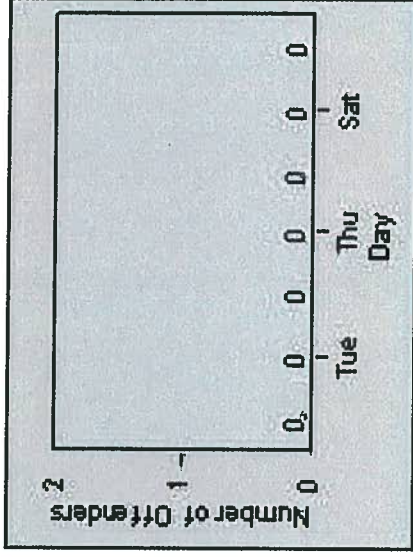
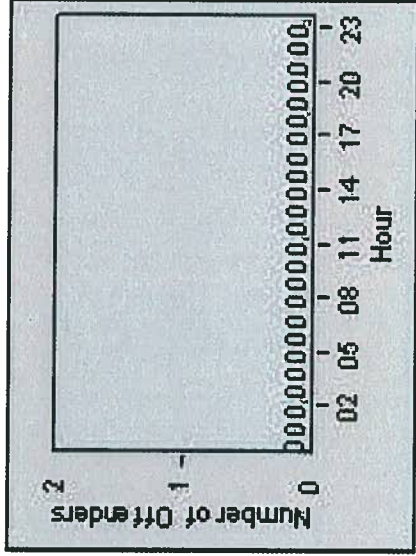

LANE 2



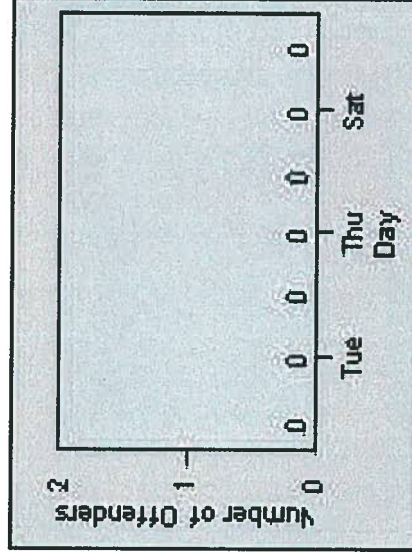


LANE 3

Redflex Redlight Offender Statistics

CONTRACT: Napa LOCATION: NPA-JEFI-01 Jefferson St and First St
DATE FROM: 1/Apr/2010 DATE TO: 30/Apr/2010



LANE 4



LANE TOTAL

Redflex Redlight Offender Statistics

CONTRACT: Napa **LOCATION:** NPA-JEFI-01 Jefferson St and First St
DATE FROM: 1/Apr/2010 **DATE TO:** 30/Apr/2010

