

Automated Red Light Photo Enforcement System Update



Presented by Lieutenant Glenn McElderry



SAN RAFAEL POLICE DEPARTMENT

"Protecting the Mission City"

Program Goals

1. Improve the safety of our community for vehicular, bicycle, and pedestrian traffic
2. Cost neutral to the city



Intersection Selection Criteria

The locations considered for red light photo enforcement were based upon a combination of factors including:

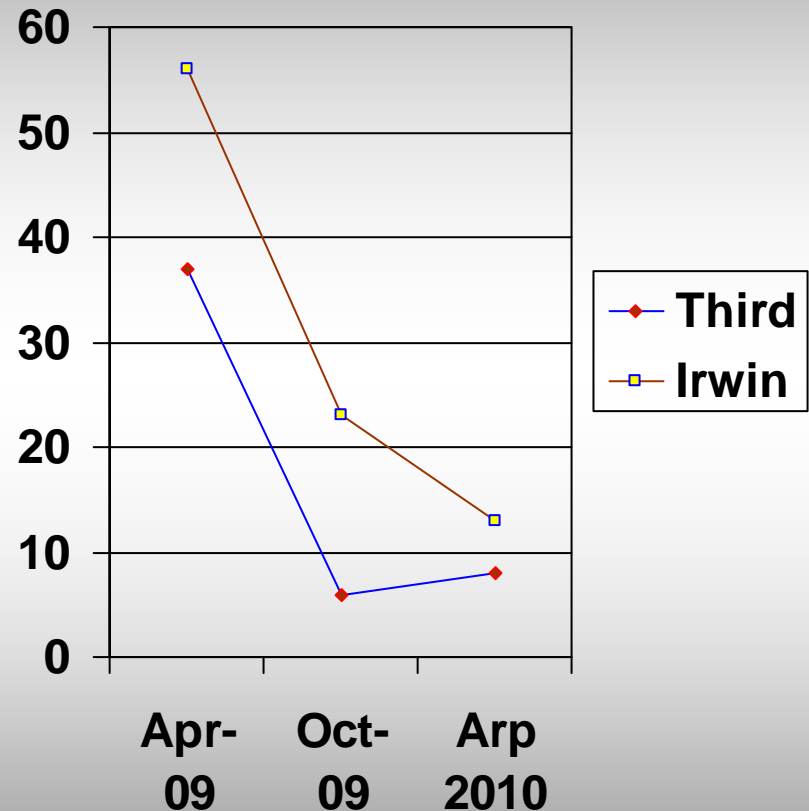
- traffic volume
- collision statistics
- red light violations



Pre-Build Survey Comparison

Contributing Factors:

- Increased yellow light timing
 - Increased to 3.5 seconds Oct. 2009
 - Half second longer than required by DOT
- Pedestrian count down clocks installed
- The addition of a one second “all way red”
- Community awareness and education of the program



Accident Data

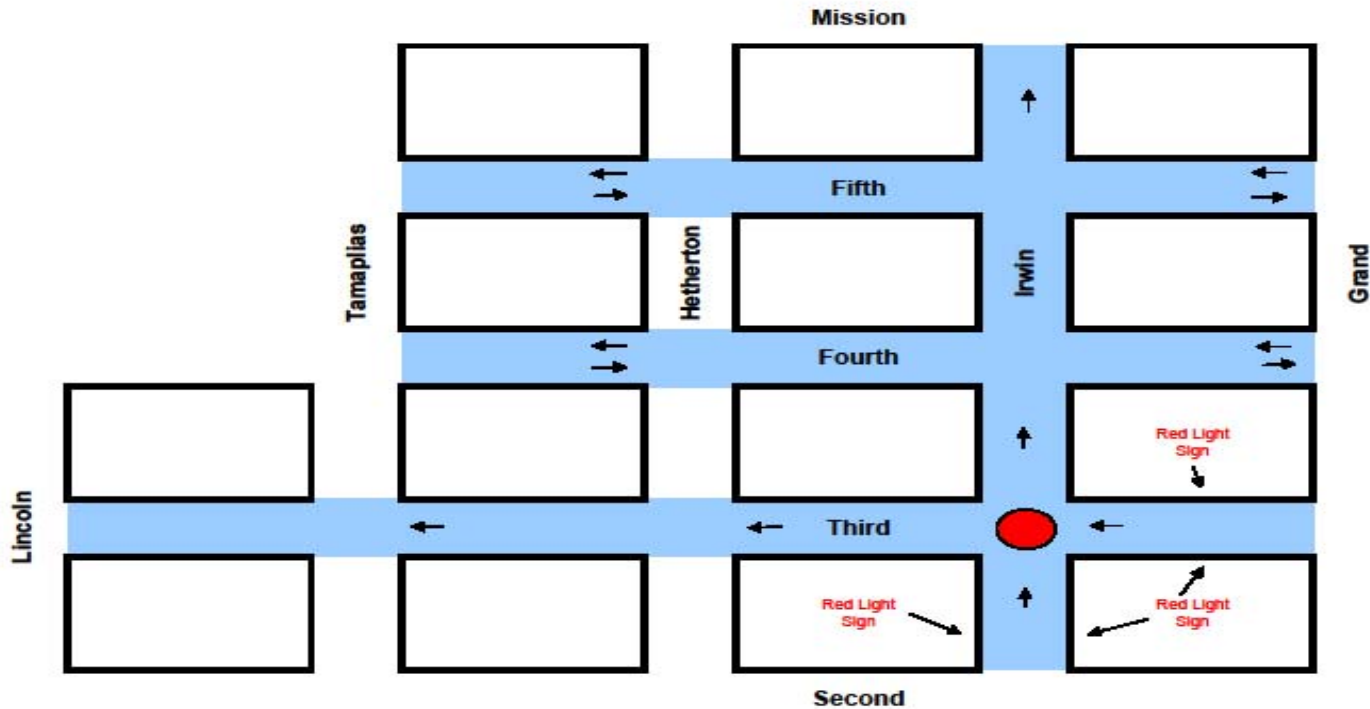
- November 1, 2008 – April 30, 2009
 - 48 Accidents
- November 1, 2009 – April 30, 2010
 - 43 Accidents



12%



Area Impacted - Accident Data



SAN RAFAEL POLICE DEPARTMENT

"Protecting the Mission City"

Daily Activation Averages

THIRD STREET

IRWIN STREET

OCT	6	23
NOV	11	14
DEC	7	13
JAN	6	12
FEB	7	12
MAR	8	12
APR	8	13



Violation Totals

	# of Activations	# of Notices Printed	% of Good Activations
OCT	888	660	97%
NOV	752	516	87%
DEC	632	414	84%
JAN	532	438	98%
FEB	530	313	72%
MAR	509	490	96%
APR	470	443	94%

TOTAL: 4,313 3,274 92%



SAN RAFAEL POLICE DEPARTMENT

"Protecting the Mission City"

Violation Timetable

Violation Date	November 1st
Redflex Review	November 7th
SRPD Review	November 10th
Redflex Notice Mailed	November 15th
Court Notice Mailed	November 24th
Paid by driver (not contesting)	January 1st
City receives fine from County	February 1st
Contested Citations	May 1st



Violation Fee Breakdown

Without Traffic Violator School = \$ 445

City of San Rafael = \$ 139.06 (Vehicle Code Violations)

With Traffic Violator School = \$ 494

City of San Rafael = \$ 103.5 (Vehicle Code Violations)

= \$ 60.90 (Traffic Violator School)

Total = \$ 164.40



SAN RAFAEL POLICE DEPARTMENT

"Protecting the Mission City"

Red Light Camera Violation Fee \$445

- \$139.06 – Violation fine to City of San Rafael (30% of entire Fee)
- \$ 8.92 – County General Fund
- \$ 17.15 – Criminal Justice Facilities Construction Fund
- \$ 13.72 – Courthouse Construction Fund
- \$ 19.60 – EMS
- \$ 7.20 – 2% Automation Charge for Criminal Records
- \$ 9.80 – DNA Identification Penalty Assessment
- \$ 13.72 – Maddy EMS
- \$ 3.43 – Automated Fingerprint ID System Fund
- \$ 9.80 – DNA Additional Penalty Assessment
- \$ 48.02 – State Penalty; Criminal Offenses
- \$ 20.58 – County Share of State Penalty
- \$ 20.00 – 20% State Surcharge; Base Fines
- \$ 29.40 – State Court Construction Penalty; Criminal Offenses
- \$ 30.00 – Court Security Fee on Criminal Offenses
- \$ 35.00 – ICNA-Conviction Assessment-Infractions
- \$ 19.60 – ICNA – Court Const PA



Monthly Fines Received from MCSC

	Vehicle Code Fines	Traffic School Fines
9/15/2009	\$24,555	\$2,424
10/14/2009	\$23,231	\$2,176
11/17/2009	\$27,651	\$2,365
12/16/2009	\$23,857	\$2,386
1/14/2010	\$23,546	\$2,354
2/22/2010	\$43,394	\$3,953
3/11/2010	\$38,701	\$4,096
4/14/2010	\$46,462	\$11,917
Average Prior To System	\$24,568	\$2,341
Average After System	\$42,852	\$6,655
Average Monthly Fines Received From Red Light Camera System	\$18,284	\$4,314



Projected Financial Impact

Total Fines Total Costs Balance


FY09/10	\$158,186**	\$139,065**	\$19,121**
FY10/11	\$271,176**	\$200,185**	\$70,991**

****Represents Current Approaches At
Third Street & Irwin Street**



Still
Camera

Red Light
Camera
Equipment



Sensors



Still Camera

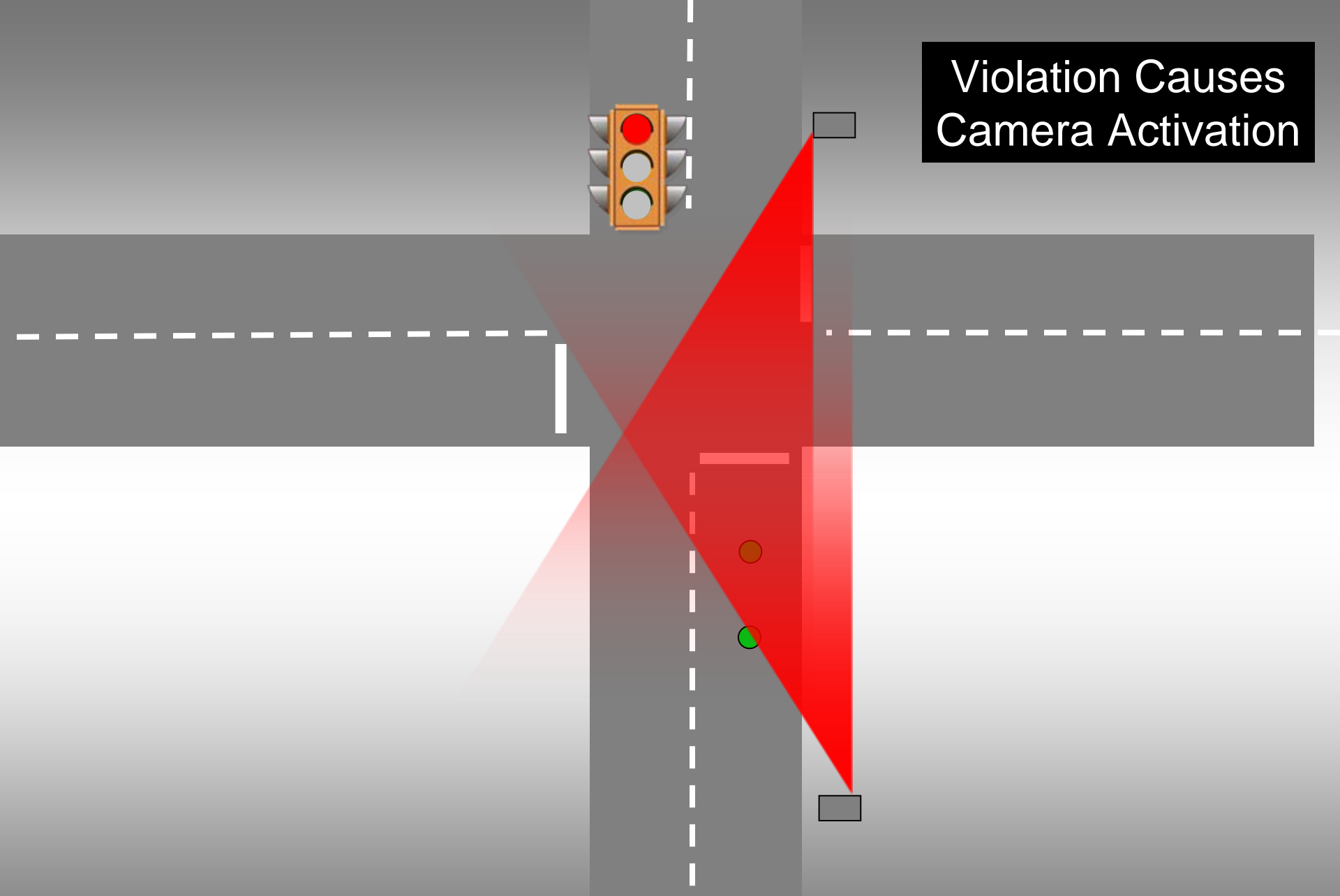
Video Camera



SAN RAFAEL POLICE DEPARTMENT

"Protecting the Mission City"

Violation Causes
Camera Activation



SAN RAFAEL POLICE DEPARTMENT

"Protecting the Mission City"



Scene "A" Image

- Behind the Violation Line
- Red Phase Clearly Visible



Scene "B" Image

- Through the Intersection
- Red Phase Clearly Visible




Rear "Plate" Image

- Easy Vehicle Identification
- Clear Alphanumeric



Frontal "Face" Image
• Easy Driver Identification

Violation Causes
Video Activation



SAN RAFAEL POLICE DEPARTMENT

"Protecting the Mission City"



SRA 31R 03



SAN RAFAEL POLICE DEPARTMENT

"Protecting the Mission City"



SRA 31R 03



SAN RAFAEL POLICE DEPARTMENT

"Protecting the Mission City"



SRA IR3



SAN RAFAEL POLICE DEPARTMENT

"Protecting the Mission City"



SRA IR3



SAN RAFAEL POLICE DEPARTMENT

"Protecting the Mission City"

Top 6 Misconceptions

1. It increases rear end collisions
2. The driver did not run the red light
3. The driver does not have to stop before making a right or left hand turn on a red signal
4. The driver came to an almost complete stop (California stop)
5. The City of San Rafael has shortened the yellow light timing at the intersection
6. A driver will receive a citation if they are in the intersection when the light changes from yellow to red



Next Red Light Camera Approaches

- Hetherton Street & Second Street
- Third Street & A Street
- Lincoln Ave & Mission Ave

We continue analyzing potential intersections for future Photo Enforcement Systems



SAN RAFAEL POLICE DEPARTMENT

"Protecting the Mission City"