



AGENDA ITEM

WRITTEN COMMUNICATIONS

CITY COUNCIL / BOARD OF DIRECTORS

MEETING OF: March 17, 2015

SUBMITTED BY: SAM LUCIA
POLICE CHIEF

DATE: MARCH 6, 2015

ATTACHMENT:

SUBJECT: REDFLEX STATISTICAL REVIEW

RECOMMENDATION:

Provide direction on the upcoming Redflex contract renewal.

FISCAL IMPACT:

PROJECT BUDGET:	\$	-
PROJECT COST:	- \$	-
PROJECT BALANCE:	\$	-

BUDGET ACCT NO: Enter Acct Number

— Finance Use Only —

Additional Expense:

_____ No
_____ Yes / Amount

Additional Revenue:

_____ No
_____ Yes / Amount

Finance Review

DISCUSSION:

In 2007 the City entered into a contract with Redflex Traffic Systems for photo enforcement solutions specific to red light violations. Photo enforcement equipment was installed at 11 intersections encompassing 16 different approaches. The goal was to deter red light running and to prevent associated collisions with the hope of reducing injuries.

The following intersections and approaches had photo enforcement equipment installed as part of the original design:

Bear Valley X Amargosa S/B
Bear Valley X Mariposa W/B
Bear Valley X Hesperia S/B
Bear Valley X Industrial S/B
Seventh X Green Tree W/B
Seventh X "D" E/B
Seventh X La Paz E/B
Palmdale X Amargosa E/B

Bear Valley X Amargosa W/B
Bear Valley X 7th Ave W/B
Bear Valley X Hesperia W/B
Bear Valley X Industrial E/B
Seventh X "D" S/B
Seventh X La Paz S/B
Hesperia X Silica S/B
Palmdale X Park W/B

In 2008 the cameras became operational.

In 2010, the First Amendment between Redflex and the City was approved to include the following:

1. Extend the term of the agreement for a period of 5-years from the execution date of the first amendment.
2. Modification of the agreement, which included the removal of designated approaches.

The following 6 approaches were removed:

Bear Valley X 7th Ave W/B
Seventh X La Paz S/B
Palmdale X Amargosa E/B

Bear Valley X Industrial S/B
Seventh X La Paz E/B
Palmdale X Park W/B

Since the First Amendment the following intersection and approaches have remained operational:

Bear Valley X Amargosa S/B
Bear Valley X Mariposa W/B
Valley X Hesperia W/B
Seventh X Green Tree W/B
Seventh X "D" E/B


Bear Valley X Amargosa W/B
Bear Valley X Hesperia S/B
Bear Valley X Industrial E/B
Seventh X "D" S/B
Hesperia X Silica S/B

SBL

MEMORANDUM



DATE: March 11, 2015

FROM: John A. McGlade 
Director of Public Works and Water

TO: Douglas R. Robertson
City Manager

**SUBJECT: RED LIGHT CAMERA PROGRAM, REVENUES BETWEEN APRIL 2008
AND JANUARY 2015**

The table below represents the revenues and costs associated with the Redflex Agreement from April 2008 until January 2015, a period of 82 months. The agreement provides for a monthly payment of \$6,000 per month for each intersection approach listed in the agreement.

Amount invoiced by REDFLEX (\$6,000 per month per approach)	\$ 5,452,935.49
Amount received from San Bernardino County Court	\$ 4,273,192.53
Less City of Victorville Administrative Fee*	\$ 540,000.00
Payments to REDFLEX	\$ 3,733,192.53
Amount owed to REDFLEX	\$ 1,179,742.96

After termination of the contract, the Courts will still collect fines that were imposed before the termination and the City will receive its share. This revenue will be used to continue to pay towards the amount still owed to REDFLEX. If there is still a remaining amount owed to REDFLEX after 12 months, the City has no obligation to pay, pursuant to the current agreement.

* The City Administrative fee is collected to comply with the cost neutrality requirement of the agreement. The fee is used to pay for Sheriff's personnel to monitor and identify red light violations, and then issue the citations.


JAM/lis

Month	\$ Paid to Redflex	\$ Received from County	Operating Fees	\$ Overpaid Redflex	Redflex Invoiced Amount
Apr-08	\$ 5,600.00	\$ -		\$ (5,600.00)	\$ 5,600.00
May-08	\$ 25,935.49	\$ 5,292.69		\$ (20,642.80)	\$ 25,935.49
Jun-08	\$ 60,000.00	\$ 23,202.28		\$ (36,797.72)	\$ 60,000.00
Jul-08	\$ 60,000.00	\$ 56,360.29		\$ (3,639.71)	\$ 60,000.00
Aug-08	\$ 60,000.00	\$ 64,685.14		\$ 4,685.14	\$ 60,000.00
Sep-08	\$ 72,000.00	\$ 69,144.43		\$ (2,855.57)	\$ 72,000.00
Sep-08	\$ 24,000.00			\$ (24,000.00)	\$ 24,000.00
Oct-08	\$ 72,000.00	\$ 91,170.11		\$ 19,170.11	\$ 72,000.00
Nov-08	\$ 72,000.00	\$ 73,896.94		\$ 1,896.94	\$ 72,000.00
Dec-08	\$ 72,000.00	\$ 109,148.17		\$ 37,148.17	\$ 72,000.00
Jan-09	\$ 72,000.00	\$ 54,720.62		\$ (17,279.38)	\$ 72,000.00
Feb-09	\$ 72,000.00	\$ 72,485.44		\$ 485.44	\$ 72,000.00
Mar-09	\$ 72,000.00	\$ 82,347.82		\$ 10,347.82	\$ 72,000.00
Apr-09	\$ 73,600.00	\$ 81,945.41		\$ 8,345.41	\$ 73,600.00
May-09	\$ 96,000.00	\$ 70,227.59		\$ (25,772.41)	\$ 96,000.00
Jun-09	\$ 42,785.06	\$ 71,547.45		\$ 28,762.39	\$ 96,000.00
Jul-09	\$ 78,848.76	\$ 74,675.07		\$ (4,173.69)	\$ 96,000.00
Aug-09	\$ 82,350.41	\$ 76,809.97		\$ (5,540.44)	\$ 96,000.00
Sep-09	\$ 65,233.29	\$ 60,843.41		\$ (4,389.88)	\$ 96,000.00
Oct-09	\$ 64,104.01	\$ 61,380.71		\$ (2,723.30)	\$ 96,000.00
Nov-09	\$ 62,740.53	\$ 59,732.88		\$ (3,007.65)	\$ 96,000.00
Dec-09	\$ 62,149.16	\$ 58,960.68		\$ (3,188.48)	\$ 96,000.00
Jan-10	\$ 61,796.69	\$ 58,961.32		\$ (2,835.37)	\$ 96,000.00
Feb-10	\$ 71,225.73	\$ 67,718.16		\$ (3,507.57)	\$ 96,000.00
Mar-10	\$ 88,119.72	\$ 84,570.76		\$ (3,548.96)	\$ 96,000.00
Apr-10	\$ 92,198.47	\$ 88,450.77		\$ (3,747.70)	\$ 96,000.00
May-10	\$ 75,211.28	\$ 71,510.82		\$ (3,700.46)	\$ 96,000.00
Jun-10	\$ 85,343.13	\$ 80,984.34		\$ (4,358.79)	\$ 96,000.00
Jul-10	\$ 65,919.95	\$ 74,674.08	\$ 10,000.00	\$ (1,245.87)	\$ 60,000.00
Aug-10	\$ 67,141.98	\$ 64,107.35	\$ 10,000.00	\$ (13,034.63)	\$ 60,000.00
Sep-10	\$ 54,084.88	\$ 51,881.10	\$ 10,000.00	\$ (12,203.78)	\$ 60,000.00
Oct-10	\$ 56,598.96	\$ 53,395.29	\$ 10,000.00	\$ (13,203.67)	\$ 60,000.00
Nov-10	\$ 44,094.30	\$ 43,094.72	\$ 10,000.00	\$ (10,999.58)	\$ 60,000.00
Dec-10	\$ -	\$ 42,790.76	\$ 10,000.00	\$ 32,790.76	\$ 60,000.00
Jan-11	\$ -	\$ 47,667.43	\$ 10,000.00	\$ 37,667.43	\$ 60,000.00
Feb-11	\$ -	\$ 45,992.45	\$ 10,000.00	\$ 35,992.45	\$ 60,000.00
Mar-11	\$ 29,331.91	\$ 54,037.28	\$ 10,000.00	\$ 14,705.37	\$ 60,000.00
Apr-11	\$ 44,610.56	\$ 54,610.56	\$ 10,000.00	\$ -	\$ 61,240.00
May-11	\$ 29,202.76	\$ 39,202.76	\$ 10,000.00	\$ -	\$ 61,240.00
Jun-11	\$ 37,806.25	\$ 47,806.25	\$ 10,000.00	\$ -	\$ 61,240.00
Jul-11	\$ 25,201.27	\$ 35,201.27	\$ 10,000.00	\$ -	\$ 61,240.00
Aug-11	\$ 24,378.43	\$ 34,378.43	\$ 10,000.00	\$ -	\$ 61,240.00
Sep-11	\$ 21,509.71	\$ 31,509.71	\$ 10,000.00	\$ -	\$ 61,240.00
Oct-11	\$ 23,522.73	\$ 33,522.73	\$ 10,000.00	\$ -	\$ 61,240.00
Nov-11	\$ 22,332.86	\$ 32,332.86	\$ 10,000.00	\$ -	\$ 61,240.00
Dec-11	\$ 23,379.15	\$ 33,379.15	\$ 10,000.00	\$ -	\$ 61,240.00
Jan-12	\$ 28,785.66	\$ 38,785.66	\$ 10,000.00	\$ -	\$ 61,240.00
Feb-12	\$ 41,443.08	\$ 51,443.08	\$ 10,000.00	\$ -	\$ 61,240.00
Mar-12	\$ 39,937.85	\$ 49,937.85	\$ 10,000.00	\$ -	\$ 61,240.00
Apr-12	\$ 31,054.90	\$ 41,054.90	\$ 10,000.00	\$ -	\$ 61,240.00
May-12	\$ 33,796.19	\$ 43,796.19	\$ 10,000.00	\$ -	\$ 61,240.00
Jun-12	\$ 35,326.95	\$ 45,326.95	\$ 10,000.00	\$ -	\$ 61,240.00
Jul-12	\$ 25,908.06	\$ 35,908.06	\$ 10,000.00	\$ -	\$ 61,240.00
Aug-12	\$ 29,815.68	\$ 39,815.68	\$ 10,000.00	\$ -	\$ 61,240.00
Sep-12	\$ 18,449.94	\$ 28,449.94	\$ 10,000.00	\$ -	\$ 61,240.00
Oct-12	\$ 27,375.85	\$ 37,375.85	\$ 10,000.00	\$ -	\$ 61,240.00
Nov-12	\$ 23,619.44	\$ 33,619.44	\$ 10,000.00	\$ -	\$ 61,240.00
Dec-12	\$ 22,609.29	\$ 32,609.29	\$ 10,000.00	\$ -	\$ 61,240.00
Jan-13	\$ 38,638.49	\$ 48,638.49	\$ 10,000.00	\$ -	\$ 61,240.00
Feb-13	\$ 35,067.70	\$ 45,067.70	\$ 10,000.00	\$ -	\$ 61,240.00
Mar-13	\$ 46,141.72	\$ 56,141.72	\$ 10,000.00	\$ -	\$ 61,240.00
Apr-13	\$ 33,109.92	\$ 43,109.92	\$ 10,000.00	\$ -	\$ 61,240.00
May-13	\$ 36,712.27	\$ 46,712.27	\$ 10,000.00	\$ -	\$ 61,240.00
Jun-13	\$ 34,207.35	\$ 44,207.35	\$ 10,000.00	\$ -	\$ 61,240.00
Jul-13	\$ 32,112.40	\$ 42,112.40	\$ 10,000.00	\$ -	\$ 61,240.00
Aug-13	\$ 31,890.97	\$ 41,890.97	\$ 10,000.00	\$ -	\$ 61,240.00
Sep-13	\$ 26,980.66	\$ 36,980.66	\$ 10,000.00	\$ -	\$ 61,240.00
Oct-13	\$ 37,942.14	\$ 47,942.14	\$ 10,000.00	\$ -	\$ 61,240.00
Nov-13	\$ 28,766.95	\$ 38,766.95	\$ 10,000.00	\$ -	\$ 61,240.00
Dec-13	\$ 26,218.03	\$ 36,218.03	\$ 10,000.00	\$ -	\$ 61,240.00
Jan-14	\$ 43,162.29	\$ 53,162.29	\$ 10,000.00	\$ -	\$ 61,240.00
Feb-14	\$ 45,832.46	\$ 55,832.46	\$ 10,000.00	\$ -	\$ 61,240.00
Mar-14	\$ 61,851.08	\$ 71,851.08	\$ 10,000.00	\$ -	\$ 61,240.00
Apr-14	\$ 49,053.29	\$ 59,053.29	\$ 10,000.00	\$ -	\$ 61,240.00
May-14	\$ 44,654.69	\$ 54,654.69	\$ 10,000.00	\$ -	\$ 61,240.00
Jun-14	\$ 40,399.82	\$ 50,399.82	\$ 10,000.00	\$ -	\$ 61,240.00
Jul-14	\$ 48,808.60	\$ 58,808.60	\$ 10,000.00	\$ -	\$ 61,240.00
Aug-14	\$ 36,995.66	\$ 46,995.66	\$ 10,000.00	\$ -	\$ 61,240.00
Sep-14	\$ 39,641.24	\$ 49,641.24	\$ 10,000.00	\$ -	\$ 61,240.00
Oct-14	\$ 45,828.38	\$ 55,828.38	\$ 10,000.00	\$ -	\$ 61,240.00
Nov-14	\$ 45,970.44	\$ 55,970.44	\$ 10,000.00	\$ -	\$ 61,240.00
Jan-15	\$ 54,725.66	\$ 64,725.66	\$ 10,000.00	\$ -	\$ 61,240.00
	\$ 3,733,192.53	\$ 4,273,192.53	\$ 540,000.00	\$ (0.00)	\$ 5,452,935.49

Unpaid Balance Owed to Redflex - Amount Invoiced minus amount paid

\$ 1,719,742.96

Red Light Camera (RLC)



History

2007 – The City of Victorville enters into a contract with
Redflex Traffic Systems

Bear Valley X Amargosa S/B
Bear Valley X Mariposa W/B
Bear Valley X Hesperia S/B
Bear Valley X Industrial S/B
Seventh X Green Tree W/B
Seventh X “D” E/B
Seventh X La Paz E/B
Palmdale X Amargosa E/B

Bear Valley X Amargosa W/B
Bear Valley X 7th Ave W/B
Bear Valley X Hesperia W/B
Bear Valley X Industrial E/B
Seventh X “D” S/B
Seventh X La Paz S/B
Hesperia X Silica S/B
Palmdale X Park W/B

2008 – Red Light Cameras became operational

History

2010 – The First Amendment between RedFlex and the
City of Victorville

#1 – Extend the term of the agreement for a period of 5-years from the execution date of the first amendment

#2 – Modification of agreement

- City operating costs
- Removal of designated approaches

History

Removal of designated approaches

~~Bear Valley X Amargosa S/B~~
~~Bear Valley X Mariposa W/B~~
~~Bear Valley X Hesperia S/B~~
~~Bear Valley X Industrial S/B~~
~~Seventh X Green Tree W/B~~
~~Seventh X "D" E/B~~
~~Seventh X La Paz E/B~~
~~Palmdale X Amargosa E/B~~

~~Bear Valley X Amargosa W/B~~
~~Bear Valley X 7th Ave W/B~~
~~Bear Valley X Hesperia W/B~~
~~Bear Valley X Industrial E/B~~
~~Seventh X "D" S/B~~
~~Seventh X La Paz S/B~~
~~Hesperia X Silica S/B~~
~~Palmdale X Park W/B~~

History

2010 to present

Bear Valley X Amargosa S/B
Bear Valley X Mariposa W/B
Valley X Hesperia W/B
Seventh X Green Tree W/B
Seventh X "D" E/B

Bear Valley X Amargosa W/B
Bear Valley X Hesperia S/B
Bear Valley X Industrial E/B
Seventh X "D" S/B
Hesperia X Silica S/B

Primary Collision Factors commonly associated with traffic signal controlled intersections

CVC 22350 – Unsafe speed


- ✓ Rear-end collisions

CVC 21801 – Right of Way


- ✓ Broadside collisions (T-Bone)
- ✓ Head on collisions

CVC 21453 (a) and (c) – Red Light Violations

- ✓ Broadside collisions (T-Bone)
- ✓ Head on collisions




Count of all reported collisions by year using the commonly associated PCF's at intersections with RLC




Source: LEINC / RMS Data

Count of all collisions by year using the commonly associated PCF's at intersections without RLC



Source: LEINIC / RMS Data

Count of all reported collisions citywide by year



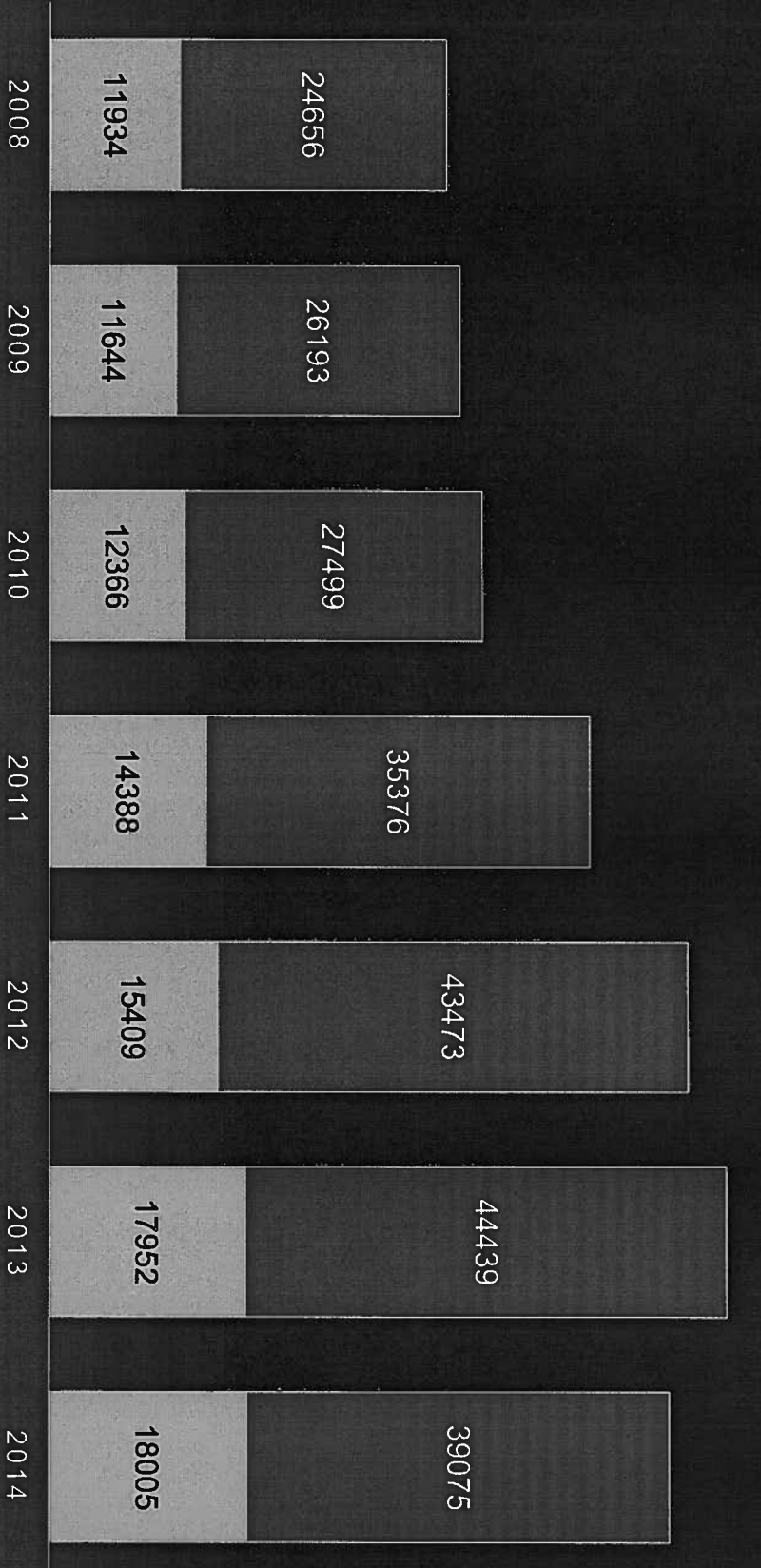
Source: Sheriff Annual Report

Count of all reported deputy citations issued by year



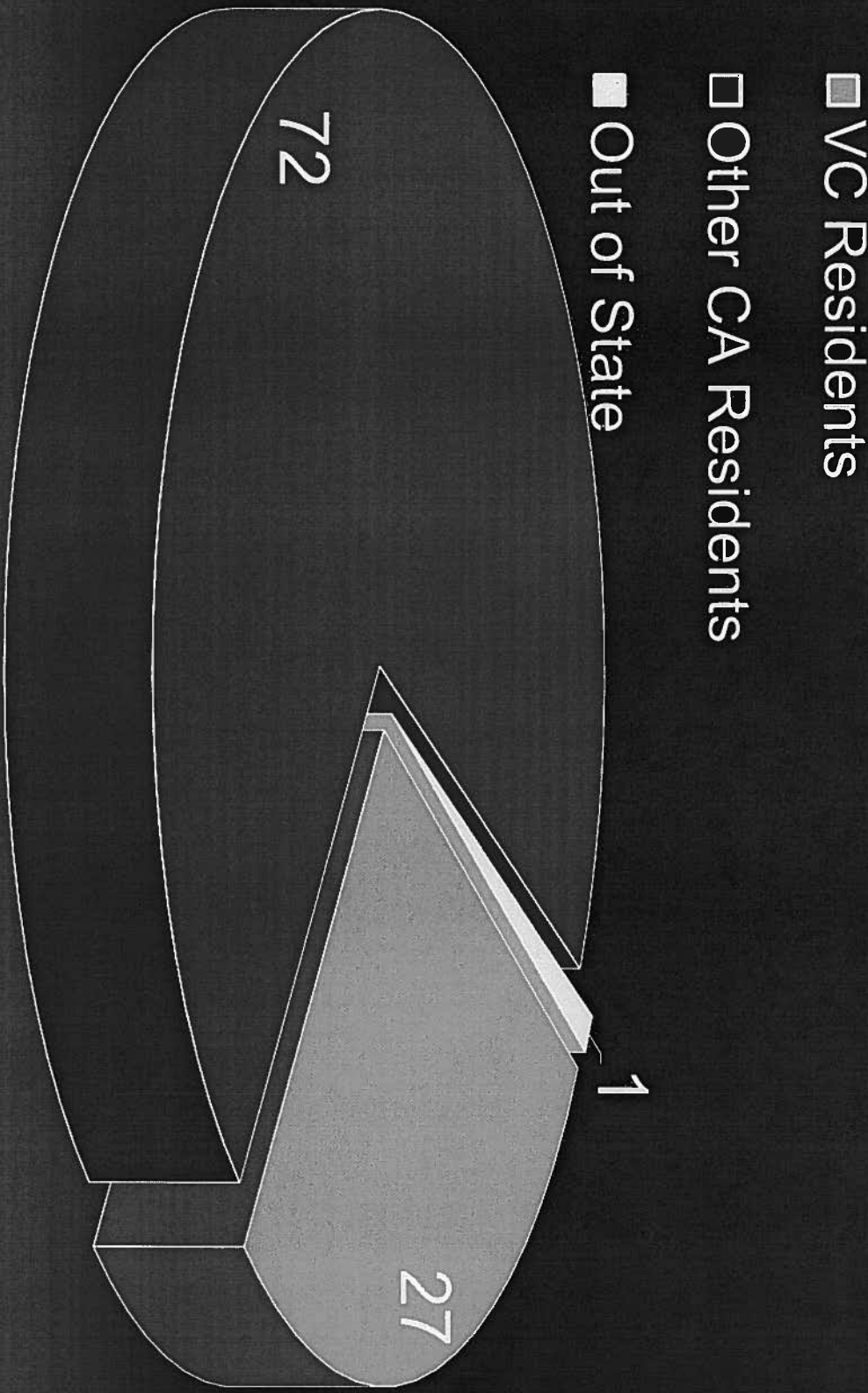
Source: Sheriff Annual Report

Count of all Red Light Camera Processed Incidents vs. Total Notices Printed by year




Source: Redflex Traffic Systems

Citations issued to residents vs. non-residents




Source: Redflex Traffic Systems

Count of all collisions City of Hesperia



Source: Sheriff Annual Report

Count of all collisions Town of Apple Valley



Source: Sheriff's Annual Report