

Month	\$ Paid to Redflex	\$ Received from County	Operating Fees	\$ Overpaid Redflex	Redflex Invoiced Amount
Apr-08	\$ 5,600.00	\$		\$ (5,600.00)	\$ 5,600.00
May-08	\$ 25,935.49	\$ 5,292.69		\$ (20,642.80)	\$ 25,935.49
Jun-08	\$ 60,000.00	\$ 23,702.28		\$ (36,297.72)	\$ 60,000.00
Jul-08	\$ 60,000.00	\$ 56,360.29		\$ (3,639.71)	\$ 60,000.00
Aug-08	\$ 60,000.00	\$ 64,685.14		\$ 4,685.14	\$ 60,000.00
Sep-08	\$ 72,000.00	\$ 69,144.43		\$ (2,855.57)	\$ 72,000.00
Oct-08	\$ 24,000.00			\$ (24,000.00)	\$ 24,000.00
Nov-08	\$ 72,000.00	\$ 91,170.11		\$ 19,170.11	\$ 72,000.00
Dec-08	\$ 72,000.00	\$ 73,896.94		\$ 1,896.94	\$ 72,000.00
Jan-09	\$ 72,000.00	\$ 109,148.17		\$ 37,148.17	\$ 72,000.00
Feb-09	\$ 72,000.00	\$ 54,720.62		\$ (17,279.38)	\$ 72,000.00
Mar-09	\$ 72,000.00	\$ 72,485.44		\$ 485.44	\$ 72,000.00
Apr-09	\$ 72,000.00	\$ 82,347.82		\$ 10,347.82	\$ 72,000.00
May-09	\$ 73,600.00	\$ 81,925.41		\$ 8,325.41	\$ 73,600.00
Jun-09	\$ 96,000.00	\$ 70,227.59		\$ (25,772.41)	\$ 96,000.00
Jul-09	\$ 42,785.06	\$ 71,547.45		\$ 28,762.39	\$ 96,000.00
Aug-09	\$ 78,848.76	\$ 74,675.07		\$ (4,173.69)	\$ 96,000.00
Sep-09	\$ 82,250.41	\$ 76,809.97		\$ (5,440.44)	\$ 96,000.00
Oct-09	\$ 65,233.29	\$ 60,843.41		\$ (4,389.88)	\$ 96,000.00
Nov-09	\$ 64,104.01	\$ 61,380.71		\$ (2,723.30)	\$ 96,000.00
Dec-09	\$ 62,740.53	\$ 59,732.88		\$ (3,007.65)	\$ 96,000.00
Jan-10	\$ 62,149.16	\$ 58,960.68		\$ (3,188.48)	\$ 96,000.00
Feb-10	\$ 61,796.69	\$ 58,961.32		\$ (2,835.37)	\$ 96,000.00
Mar-10	\$ 71,225.73	\$ 67,718.16		\$ (3,507.57)	\$ 96,000.00
Apr-10	\$ 88,119.72	\$ 84,570.76		\$ (3,548.96)	\$ 96,000.00
May-10	\$ 92,154.47	\$ 88,450.77		\$ (3,703.70)	\$ 96,000.00
Jun-10	\$ 75,211.28	\$ 71,510.82		\$ (3,700.46)	\$ 96,000.00
Jul-10	\$ 85,343.13	\$ 80,984.34		\$ (4,358.79)	\$ 96,000.00
Aug-10	\$ 65,919.95	\$ 74,674.08	\$ 10,000.00	\$ (1,245.87)	\$ 60,000.00
Sep-10	\$ 67,141.98	\$ 64,107.35	\$ 10,000.00	\$ (13,034.63)	\$ 60,000.00
Oct-10	\$ 54,084.88	\$ 51,881.10	\$ 10,000.00	\$ (12,203.78)	\$ 60,000.00
Nov-10	\$ 56,598.26	\$ 53,395.29	\$ 10,000.00	\$ (13,203.67)	\$ 60,000.00
Dec-10	\$ 44,094.30	\$ 43,094.72	\$ 10,000.00	\$ (10,999.58)	\$ 60,000.00
Jan-11	\$ -	\$ 42,790.76	\$ 10,000.00	\$ 32,790.76	\$ 60,000.00
Feb-11	\$ -	\$ 47,667.43	\$ 10,000.00	\$ 37,667.43	\$ 60,000.00
Mar-11	\$ -	\$ 45,992.45	\$ 10,000.00	\$ 35,992.45	\$ 60,000.00
Apr-11	\$ 29,331.91	\$ 54,037.28	\$ 10,000.00	\$ 14,705.37	\$ 60,000.00
May-11	\$ 34,610.56	\$ 54,610.56	\$ 10,000.00	\$ -	\$ 61,240.00
Jun-11	\$ 29,202.76	\$ 39,202.76	\$ 10,000.00	\$ -	\$ 61,240.00
Jul-11	\$ 37,806.25	\$ 47,806.25	\$ 10,000.00	\$ -	\$ 61,240.00
Aug-11	\$ 25,201.27	\$ 35,201.27	\$ 10,000.00	\$ -	\$ 61,240.00
Sep-11	\$ 24,378.43	\$ 34,378.43	\$ 10,000.00	\$ -	\$ 61,240.00
Oct-11	\$ 21,509.71	\$ 31,509.71	\$ 10,000.00	\$ -	\$ 61,240.00
Nov-11	\$ 23,522.73	\$ 33,522.73	\$ 10,000.00	\$ -	\$ 61,240.00
Dec-11	\$ 22,332.86	\$ 32,332.86	\$ 10,000.00	\$ -	\$ 61,240.00
Jan-12	\$ 23,379.15	\$ 33,379.15	\$ 10,000.00	\$ -	\$ 61,240.00
Feb-12	\$ 28,785.66	\$ 38,785.66	\$ 10,000.00	\$ -	\$ 61,240.00
Mar-12	\$ 41,443.08	\$ 51,443.08	\$ 10,000.00	\$ -	\$ 61,240.00
Apr-12	\$ 39,937.85	\$ 49,937.85	\$ 10,000.00	\$ -	\$ 61,240.00
May-12	\$ 31,054.90	\$ 41,054.90	\$ 10,000.00	\$ -	\$ 61,240.00
Jun-12	\$ 33,796.19	\$ 43,796.19	\$ 10,000.00	\$ -	\$ 61,240.00
Jul-12	\$ 35,326.95	\$ 45,326.95	\$ 10,000.00	\$ -	\$ 61,240.00
Aug-12	\$ 25,908.06	\$ 35,908.06	\$ 10,000.00	\$ -	\$ 61,240.00
Sep-12	\$ 29,815.68	\$ 39,815.68	\$ 10,000.00	\$ -	\$ 61,240.00
Oct-12	\$ 18,449.94	\$ 28,449.94	\$ 10,000.00	\$ -	\$ 61,240.00
Nov-12	\$ 27,375.85	\$ 37,375.85	\$ 10,000.00	\$ -	\$ 61,240.00
Dec-12	\$ 23,619.44	\$ 33,619.44	\$ 10,000.00	\$ -	\$ 61,240.00
Jan-13	\$ 22,609.29	\$ 32,609.29	\$ 10,000.00	\$ -	\$ 61,240.00
Feb-13	\$ 38,638.49	\$ 48,638.49	\$ 10,000.00	\$ -	\$ 61,240.00
Mar-13	\$ 35,067.70	\$ 45,067.70	\$ 10,000.00	\$ -	\$ 61,240.00
Apr-13	\$ 46,141.72	\$ 56,141.72	\$ 10,000.00	\$ -	\$ 61,240.00
May-13	\$ 33,109.92	\$ 43,109.92	\$ 10,000.00	\$ -	\$ 61,240.00
Jun-13	\$ 36,712.27	\$ 46,712.27	\$ 10,000.00	\$ -	\$ 61,240.00
Jul-13	\$ 34,207.35	\$ 44,207.35	\$ 10,000.00	\$ -	\$ 61,240.00
Aug-13	\$ 32,112.40	\$ 42,112.40	\$ 10,000.00	\$ -	\$ 61,240.00
Sep-13	\$ 31,890.97	\$ 41,890.97	\$ 10,000.00	\$ -	\$ 61,240.00
Oct-13	\$ 26,980.66	\$ 36,980.66	\$ 10,000.00	\$ -	\$ 61,240.00
Nov-13	\$ 37,942.13	\$ 47,942.14	\$ 10,000.00	\$ -	\$ 61,240.00
Dec-13	\$ 28,766.95	\$ 38,766.95	\$ 10,000.00	\$ -	\$ 61,240.00
Jan-14	\$ 26,218.03	\$ 36,218.03	\$ 10,000.00	\$ -	\$ 61,240.00
Feb-14	\$ 43,162.29	\$ 53,162.29	\$ 10,000.00	\$ -	\$ 61,240.00
Mar-14	\$ 45,832.46	\$ 55,832.46	\$ 10,000.00	\$ -	\$ 61,240.00
Apr-14	\$ 61,851.08	\$ 71,851.08	\$ 10,000.00	\$ -	\$ 61,240.00
May-14	\$ 49,053.29	\$ 59,053.29	\$ 10,000.00	\$ -	\$ 61,240.00
Jun-14	\$ 44,654.69	\$ 54,654.69	\$ 10,000.00	\$ -	\$ 61,240.00
Jul-14	\$ 40,399.82	\$ 50,399.82	\$ 10,000.00	\$ -	\$ 61,240.00
Aug-14	\$ 48,808.60	\$ 58,808.60	\$ 10,000.00	\$ -	\$ 61,240.00
Sep-14	\$ 36,995.66	\$ 46,995.66	\$ 10,000.00	\$ -	\$ 61,240.00
Oct-14	\$ 39,641.24	\$ 49,641.24	\$ 10,000.00	\$ -	\$ 61,240.00
Nov-14	\$ 45,828.38	\$ 55,828.38	\$ 10,000.00	\$ -	\$ 61,240.00
Dec-14	\$ 45,970.44	\$ 55,970.44	\$ 10,000.00	\$ -	\$ 61,240.00
Jan-00	\$ 53,630.31	\$ 63,630.31	\$ 10,000.00	\$ -	\$ 61,240.00
<b>\$ 3,732,097.18</b>	<b>\$ 4,272,097.18</b>	<b>\$ 540,000.00</b>	<b>\$ (0.00)</b>	<b>\$ 5,452,935.49</b>	

Unpaid Balance Owed to Redflex - Amount Invoiced minus amount paid

\$ 1,720,838.31



**City of Victorville**

P.O. Box 5001  
Victorville, CA 92393-5001  
(760) 955-5000

Bank of America NT & SA  
Victorville, CA  
16-0068/1220

Vendor Number: 19055  
Check Date: 12/10/2014  
Check Number: 00735752  
VOID 90 DAYS FROM DATE OF ISSUE

**\$48,999.59**

Pay **Forty Eight Thousand Nine Hundred Ninety Nine Dollars and 59 cents \*\*\*\*\***

To The Order Of

**00735752**  
REFLEX TRAFFIC SYSTEMS, INC.  
23751 N. 23RD AVE., SUITE 150  
PHOENIX, AZ 85085-1854

City Treasurer

MP

MP

⑈00735752⑈ ⑆ 2200066 ⑆ 1496250429⑈

City of Victorville, Victorville, CA 92393


Page 1 of 1

Check Number: 00735752

Invoice Date	Invoice Number	Description	Gross Amount	Disc Taken	Paid Amount										
10/31/2014	RTS0007373	COST RECOVERY RED LIGHT PO# 20151449	462.19	0.00	\$462.19										
10/31/2014	RTS0007374	REMOVAL COST RECOVERY PO# 20151449	2709.02	0.00	\$2,709.02										
10/31/2014	RTS0007213	COVER RED LIGHT CAMERA PO# 20151449	45828.38	0.00	\$45,828.38										
<table border="1"> <thead> <tr> <th>Vendor No.</th> <th>Vendor Name</th> <th>Check No.</th> <th>Check Date</th> <th>Check Amount</th> </tr> </thead> <tbody> <tr> <td>19055</td> <td>REFLEX TRAFFIC SYSTEMS, INC.</td> <td>00735752</td> <td>12/10/2014</td> <td>\$48,999.59</td> </tr> </tbody> </table>						Vendor No.	Vendor Name	Check No.	Check Date	Check Amount	19055	REFLEX TRAFFIC SYSTEMS, INC.	00735752	12/10/2014	\$48,999.59
Vendor No.	Vendor Name	Check No.	Check Date	Check Amount											
19055	REFLEX TRAFFIC SYSTEMS, INC.	00735752	12/10/2014	\$48,999.59											

ENG.  
RECEIVED  
OCT 13 2014  
FINANCE DEPT.

Rec'd 10/9/14  
PO 20151449 <sup>26</sup>



**REDFLEX**  
TRAFFIC SYSTEMS

**Redflex Traffic Systems**  
23751 N. 23rd Ave. Suite 150  
Phoenix, AZ 85085

**Invoice**

RECEIVED  
OCT 13 2014  
FINANCE DEPT.

<b>Invoice Number</b>	<b>Invoice Date</b>	<b>Invoice Currency</b>
RTS0007373	31-Oct-14	USD
<b>Customer No</b>	<b>Ship Date</b>	<b>Shipping No</b>
3101		Y
<b>Bill To:</b> City of Victorville		<b>Ship To:</b> City of Victorville
Attn: Engineering PO Box 5001 Victorville, CA 92393		Attn: Engineering PO Box 5001 Victorville, CA 92393

Invoice	Project ID	Description	Unit	Quantity	Price	Total Net
3101	VIC	October 2014				
3101	VIC-ZREM	Removal Cost Recovery Invoice 44/52	EA	1	462.19	462.19
		<b>Sub total</b>				<b>462.19</b>
		<b>Total</b>				<b>462.19</b>

<b>Terms:</b>	Net 30 days
<b>Invoice Total:</b>	462.19
<b>Please Pay this Amount:</b>	462.19

Inv# RTS0007373 \$ 462.19  
 REDFLEX TRAFFIC SYSTEMS, INC.  
 10/31/2014 # Pages 1 FP1 D0C55S483057  
 PO# 20151449

*John A. McGlade*  
 John A. McGlade

Eng.  
 RECEIVED  
 OCT 6 2014  
 FINANCE DEPT.

PO 20151449  
 Rcvd 12/9/14  
 ss



**REDFLEX**  
 TRAFFIC SYSTEMS

**Redflex Traffic Systems**

23751 N. 23rd Ave. Suite 150  
 Phoenix, AZ 85085

RECEIVED  
 OCT 6 2014  
 FINANCE DEPT.

**Invoice**

<b>Invoice Number</b>	<b>Invoice Date</b>	<b>Invoice Currency</b>
RTS0007374	31-Oct-14	USD
<b>Customer No</b>	<b>Ship Date</b>	<b>Shipping No</b>
3101		Y
<b>Bill To:</b> City of Victorville		<b>Ship To:</b> City of Victorville
Attn: Engineering PO Box 5001 Victorville, CA 92393		Attn: Engineering PO Box 5001 Victorville, CA 92393

Invoice	Project ID	Description	Unit	Quantity	Price	Total Net
3101	VIC	October 2014				
3101	VIC-ZREM	Removal Cost Recovery Invoice 46/54	EA	1	2,709.02	2,709.02
		Sub total:				2,709.02
		Total:				2,709.02

<b>Terms:</b>	Net 30 days
<b>Invoice Total:</b>	2,709.02
<b>Please Pay this Amount:</b>	2,709.02



Inv# RTS0007374 \$ 2,709.02  
 REDFLEX TRAFFIC SYSTEMS, INC.  
 10/31/2014 # Pages 1 FP1 DOC55S483058  
 PO# 20151449

*John A. McGlade*  
 John A. McGlade

Eng.  
**RECEIVED**  
 DEC 01 2014  
 FINANCE DEPT.

PO 20151449  
 Rec'd  
 12/9/14  
 lb



**Redflex Traffic Systems**  
 23751 N. 23rd Ave. Suite 150  
 Phoenix, AZ 85085

**Invoice**

**RECEIVED**  
 DEC 01 2014  
 FINANCE DEPT.

<b>Invoice Number</b>	<b>Invoice Date</b>	<b>Invoice Currency</b>
RTS0007213	31-Oct-14	USD
<b>Customer No</b>	<b>Ship Date</b>	<b>Shipping No</b>
3101		Y
<b>Bill To:</b> City of Victorville		<b>Ship To:</b> City of Victorville
Attn: Engineering PO Box 5001 Victorville, CA 92393		Attn: Engineering PO Box 5001 Victorville, CA 92393
Inv# RTS0007213 \$ 45,828.38 REDFLEX TRAFFIC SYSTEMS, INC. 10/31/2014 # Pages 4 FP4 DOC55S483061 PO# 20151449		

Invoice	Project ID	Description	Unit	Quantity	Price	Total Net
3101	VIC	October 2014				
3101	VIC-AMBE-01	Bear Valley Road and Amargosa Road-SB	EA	1	6,124.00	6,124.00
3101	VIC-BEAM-01	Bear Valley Road and Amargosa Road-WB	EA	1	6,124.00	6,124.00
3101	VIC-BVHE-01	Bear Valley Road and Hesperia Road-WB	EA	1	6,124.00	6,124.00
3101	VIC-HEBV-01	Bear Valley Road and Hesperia Road-SB	EA	1	6,124.00	6,124.00
3101	VIC-BVIN-01	Bear Valley Road and Industrial Blvd-EB	EA	1	6,124.00	6,124.00
3101	VIC-BVMA-01	Mariposa Road and Bear Valley Road-WB	EA	1	6,124.00	6,124.00
3101	VIC-GTSE-01	Seventh Street and Green Tree Blvd-WB	EA	1	6,124.00	6,124.00
3101	VIC-HESI-01	Silica Road and Hesperia Road-SB	EA	1	6,124.00	6,124.00
3101	VIC-D7-01	D Street and 7th Street-WB	EA	1	6,124.00	6,124.00
3101	VIC-D7-03	D Street and 7th Street-EB	EA	1	6,124.00	6,124.00
		<b>Sub total</b>				<b>61,240.00</b>
		<b>Total</b>				<b>61,240.00</b>

*John A. McGlade*  
 John A. McGlade

Rock from County 55898.38  
 Admin Fees <10,000.00>

Applied to Redflex  
 45,828.38

October-14

Redlight Fine	
input	2.00%
input	11.44%
<b>TOTAL</b>	<b>13.44%</b>

RFV

Redlight Traffic School	
input	2.76%

RTV

Traffic School	
input	8.04%
<b>TOTAL</b>	<b>8.04%</b>

TLV

Traffic Fines	
input	21.60%
input	8.04%
<b>TOTAL</b>	<b>29.64%</b>

TFV

Description of % Deductions Taken	Redlight Camera Revenues Collected by County	Redlight Camera Fees Paid to City of Victorville
2% Automatic System Trust Central Collection/Trust Commerce/WWW/E-Pay	\$ 23,745.97	\$ 20,554.51
Central Collection/Trust Commerce/WWW/E-Pay	\$ 13,958.09	\$ 13,572.85
To Traffic School	\$ 10,964.61	\$ 10,083.06
City Base Fine Central Collection/Trust Commerce/WWW/E-Pay	\$ 16,512.18	\$ 11,617.97
<b>TOTALS</b>	<b>\$ 65,180.85</b>	<b>\$ 55,828.38</b>

Amount Received by City

This information is provided to us by the Superior Court of California, County of San Bernardino. We have been working with Alan Crouse (909-382-3507) and Ailene Yan (909-798-8405). Previously, Alan Crouse had been providing a monthly spreadsheet to the City of Victorville. Unfortunately, we just discovered that the formula he gave us was not quite correct. This has resulted in an overpayment to Redflex. This spreadsheet is based on corrected information Ailene Yan is providing us with more accurate information so that we can reconcile the Redflex account.

Month	\$ Paid to Reflex	\$ Received from County	Operating Fees	\$ Overpaid Reflex	Reflex Invoiced Amount
Apr-08	\$ 5,600.00	\$		\$ (5,600.00)	\$ 5,600.00
May-08	\$ 25,935.49	\$ 5,292.69		\$ (20,642.80)	\$ 25,935.49
Jun-08	\$ 60,000.00	\$ 23,202.28		\$ (36,797.72)	\$ 60,000.00
Jul-08	\$ 60,000.00	\$ 56,360.29		\$ (3,639.71)	\$ 60,000.00
Aug-08	\$ 60,000.00	\$ 64,685.14		\$ 4,685.14	\$ 60,000.00
Sep-08	\$ 72,000.00	\$ 69,144.43		\$ (2,855.57)	\$ 72,000.00
Sep-08	\$ 24,000.00			\$ (24,000.00)	\$ 24,000.00
Oct-08	\$ 72,000.00	\$ 91,170.11		\$ 19,170.11	\$ 72,000.00
Nov-08	\$ 72,000.00	\$ 73,896.94		\$ 1,896.94	\$ 72,000.00
Dec-08	\$ 72,000.00	\$ 109,148.17		\$ 37,148.17	\$ 72,000.00
Jan-09	\$ 72,000.00	\$ 54,720.62		\$ (17,279.38)	\$ 72,000.00
Feb-09	\$ 72,000.00	\$ 72,485.44		\$ 485.44	\$ 72,000.00
Mar-09	\$ 72,000.00	\$ 82,347.82		\$ 10,347.82	\$ 72,000.00
Apr-09	\$ 73,600.00	\$ 81,945.41		\$ 8,345.41	\$ 73,600.00
May-09	\$ 96,000.00	\$ 70,227.59		\$ (25,772.41)	\$ 96,000.00
Jun-09	\$ 42,785.06	\$ 71,547.45		\$ 28,762.39	\$ 96,000.00
Jul-09	\$ 78,848.76	\$ 74,675.07		\$ (4,173.69)	\$ 96,000.00
Aug-09	\$ 82,350.41	\$ 76,809.97		\$ (5,540.44)	\$ 96,000.00
Sep-09	\$ 65,233.29	\$ 60,843.41		\$ (4,389.88)	\$ 96,000.00
Oct-09	\$ 64,104.01	\$ 61,380.71		\$ (2,723.30)	\$ 96,000.00
Nov-09	\$ 62,740.53	\$ 59,732.88		\$ (3,007.65)	\$ 96,000.00
Dec-09	\$ 62,149.16	\$ 58,960.68		\$ (3,188.48)	\$ 96,000.00
Jan-10	\$ 61,796.69	\$ 58,961.32		\$ (2,835.37)	\$ 96,000.00
Feb-10	\$ 71,225.73	\$ 67,718.16		\$ (3,507.57)	\$ 96,000.00
Mar-10	\$ 88,119.72	\$ 84,570.76		\$ (3,548.96)	\$ 96,000.00
Apr-10	\$ 92,198.47	\$ 88,450.77		\$ (3,747.70)	\$ 96,000.00
May-10	\$ 75,211.28	\$ 71,510.82		\$ (3,700.46)	\$ 96,000.00
Jun-10	\$ 85,343.13	\$ 80,984.34		\$ (4,358.79)	\$ 96,000.00
Jul-10	\$ 65,919.95	\$ 74,674.08	\$ 10,000.00	\$ (1,245.87)	\$ 60,000.00
Aug-10	\$ 67,141.98	\$ 64,107.35	\$ 10,000.00	\$ (13,034.63)	\$ 60,000.00
Sep-10	\$ 54,084.88	\$ 51,881.10	\$ 10,000.00	\$ (12,203.78)	\$ 60,000.00
Oct-10	\$ 56,598.96	\$ 53,395.29	\$ 10,000.00	\$ (13,203.67)	\$ 60,000.00
Nov-10	\$ 44,094.30	\$ 43,094.72	\$ 10,000.00	\$ (10,999.58)	\$ 60,000.00
Dec-10	\$ -	\$ 42,790.76	\$ 10,000.00	\$ 32,790.76	\$ 60,000.00
Jan-11	\$ -	\$ 47,667.43	\$ 10,000.00	\$ 37,667.43	\$ 60,000.00
Feb-11	\$ -	\$ 45,992.45	\$ 10,000.00	\$ 35,992.45	\$ 60,000.00
Mar-11	\$ 29,331.91	\$ 54,037.28	\$ 10,000.00	\$ 14,705.37	\$ 60,000.00
Apr-11	\$ 44,610.56	\$ 54,610.56	\$ 10,000.00	\$ -	\$ 61,240.00
May-11	\$ 29,202.76	\$ 39,202.76	\$ 10,000.00	\$ -	\$ 61,240.00
Jun-11	\$ 37,806.25	\$ 47,806.25	\$ 10,000.00	\$ -	\$ 61,240.00
Jul-11	\$ 25,201.27	\$ 35,201.27	\$ 10,000.00	\$ -	\$ 61,240.00
Aug-11	\$ 24,378.43	\$ 34,378.43	\$ 10,000.00	\$ -	\$ 61,240.00
Sep-11	\$ 21,509.71	\$ 31,509.71	\$ 10,000.00	\$ -	\$ 61,240.00
Oct-11	\$ 23,522.73	\$ 33,522.73	\$ 10,000.00	\$ -	\$ 61,240.00
Nov-11	\$ 22,332.86	\$ 32,332.86	\$ 10,000.00	\$ -	\$ 61,240.00
Dec-11	\$ 23,379.15	\$ 33,379.15	\$ 10,000.00	\$ -	\$ 61,240.00
Jan-12	\$ 28,785.66	\$ 38,785.66	\$ 10,000.00	\$ -	\$ 61,240.00
Feb-12	\$ 41,443.08	\$ 51,443.08	\$ 10,000.00	\$ -	\$ 61,240.00
Mar-12	\$ 39,937.85	\$ 49,937.85	\$ 10,000.00	\$ -	\$ 61,240.00
Apr-12	\$ 31,054.90	\$ 41,054.90	\$ 10,000.00	\$ -	\$ 61,240.00
May-12	\$ 33,796.19	\$ 43,796.19	\$ 10,000.00	\$ -	\$ 61,240.00
Jun-12	\$ 35,326.95	\$ 45,326.95	\$ 10,000.00	\$ -	\$ 61,240.00
Jul-12	\$ 25,908.06	\$ 35,908.06	\$ 10,000.00	\$ -	\$ 61,240.00
Aug-12	\$ 29,815.68	\$ 39,815.68	\$ 10,000.00	\$ -	\$ 61,240.00
Sep-12	\$ 18,449.94	\$ 28,449.94	\$ 10,000.00	\$ -	\$ 61,240.00
Oct-12	\$ 27,375.85	\$ 37,375.85	\$ 10,000.00	\$ -	\$ 61,240.00
Nov-12	\$ 23,619.44	\$ 33,619.44	\$ 10,000.00	\$ -	\$ 61,240.00
Dec-12	\$ 22,609.29	\$ 32,609.29	\$ 10,000.00	\$ -	\$ 61,240.00
Jan-13	\$ 38,638.49	\$ 48,638.49	\$ 10,000.00	\$ -	\$ 61,240.00
Feb-13	\$ 35,067.70	\$ 45,067.70	\$ 10,000.00	\$ -	\$ 61,240.00
Mar-13	\$ 46,141.72	\$ 56,141.72	\$ 10,000.00	\$ -	\$ 61,240.00
Apr-13	\$ 33,109.92	\$ 43,109.92	\$ 10,000.00	\$ -	\$ 61,240.00
May-13	\$ 36,712.27	\$ 46,712.27	\$ 10,000.00	\$ -	\$ 61,240.00
Jun-13	\$ 34,207.35	\$ 44,207.35	\$ 10,000.00	\$ -	\$ 61,240.00
Jul-13	\$ 32,112.40	\$ 42,112.40	\$ 10,000.00	\$ -	\$ 61,240.00
Aug-13	\$ 31,890.97	\$ 41,890.97	\$ 10,000.00	\$ -	\$ 61,240.00
Sep-13	\$ 26,980.66	\$ 36,980.66	\$ 10,000.00	\$ -	\$ 61,240.00
Oct-13	\$ 37,942.14	\$ 47,942.14	\$ 10,000.00	\$ -	\$ 61,240.00
Nov-13	\$ 28,766.95	\$ 38,766.95	\$ 10,000.00	\$ -	\$ 61,240.00
Dec-13	\$ 26,218.03	\$ 36,218.03	\$ 10,000.00	\$ -	\$ 61,240.00
Jan-14	\$ 43,162.29	\$ 53,162.29	\$ 10,000.00	\$ -	\$ 61,240.00
Feb-14	\$ 45,832.46	\$ 55,832.46	\$ 10,000.00	\$ -	\$ 61,240.00
Mar-14	\$ 61,851.08	\$ 71,851.08	\$ 10,000.00	\$ -	\$ 61,240.00
Apr-14	\$ 49,053.29	\$ 59,053.29	\$ 10,000.00	\$ -	\$ 61,240.00
May-14	\$ 44,654.69	\$ 54,654.69	\$ 10,000.00	\$ -	\$ 61,240.00
Jun-14	\$ 40,399.82	\$ 50,399.82	\$ 10,000.00	\$ -	\$ 61,240.00
Jul-14	\$ 48,808.60	\$ 58,808.60	\$ 10,000.00	\$ -	\$ 61,240.00
Aug-14	\$ 36,995.66	\$ 46,995.66	\$ 10,000.00	\$ -	\$ 61,240.00
Sep-14	\$ 39,641.24	\$ 49,641.24	\$ 10,000.00	\$ -	\$ 61,240.00
Oct-14	\$ 45,828.38	\$ 55,828.38	\$ 10,000.00	\$ -	\$ 61,240.00
	\$ 3,632,496.43	\$ 4,152,496.43	\$ 520,000.00	\$ (0.00)	\$ 5,330,455.49

Unpaid Balance Owed to Reflex - Amount Invoiced minus amount paid

\$ 1,697,959.06



**Superior Court of California  
County of San Bernardino**

FINANCIAL SERVICES  
Box 15010  
San Bernardino, CA 92415-5010

City of Victorville  
14343 Civic Drive  
Victorville, CA 92392

11/21/14

**October 2014 Revenue  
For: Cities share of Fines and Forfeitures**

Below is the breakdown of your share:

City Fines	\$557.54
Crime Prevention	\$18.89
Education Fines	\$23.58
Littering Activities Fund	-\$1.65
Off Road Violation	\$111.66
Dog Fines	\$0.00
Red Lights Fines	\$21,015.20
Red Lights Traffic School	\$13,944.11
Snowline School District	\$0.00
Victor Valley School District	\$0.00
Vehicle Fines	\$41,159.87
<b>TOTAL</b>	<b><u>\$76,829.18</u></b>

	RFV	RTV	TFV	TLV
Collection Costs %	11.44%	2.78%	8.04%	8.04%

For questions, please contact Punay Estrosos at (909) 363-4821





**City of Victorville**

P.O. Box 5001  
Victorville, CA 92393-5001  
(760) 955-5000

Bank of America NT & SA  
Victorville, CA  
16-0066/1220

Vendor Number: 19055  
Check Date: 01/28/2015  
Check Number: 00737258

VOID 90 DAYS FROM DATE OF ISSUE

**\$105,943.17**

Pay One Hundred Five Thousand Nine Hundred Forty Three Dollars and 17 cents \*\*\*\*\*

00737258

To The Order Of  
REDFLEX TRAFFIC SYSTEMS, INC.  
23751 N. 23RD AVE., SUITE 150  
PHOENIX, AZ 85085-1854

MP

City Treasurer

MP

⑈00737258⑈ ⑆122000661⑆ 1496250429⑈

City of Victorville, Victorville, CA 92393

Page 1 of 1

Check Number: 00737258

Invoice Date	Invoice Number	Description	Gross Amount	Disc Taken	Paid Amount
11/30/2014	RTS0007556	RED LIGHT CAM/REMOVAL COST RECOVERY INV 47/54-DEC PO# 20151449	2709.02	0.00	\$2,709.02
11/30/2014	RTS0007555	RED LIGHT CAM/REMOVAL RECOVERY INV 45/52-NOV PO# 20151449	462.19	0.00	\$462.19
11/30/2014	RTS0007423	RED LIGHT CAMERA/NOVEMBER 2014 PO# 20151449	45970.44	0.00	\$45,970.44
12/31/2014	RTS0007625	RED LIGHT CAM/REMOVAL COST RECOVERY INV 48/54-DEC PO# 20151449	2709.02	0.00	\$2,709.02
12/31/2014	RTS0007624	RED LIGHT CAM/REMOVAL COST RECOVERY INV 48/54-DEC PO# 20151449	462.19	0.00	\$462.19
12/31/2014	RTS0007623	RED LIGHT CAMERCA/DECEMBER 2014 PO# 20151449	53630.31	0.00	\$53,630.31
Vendor No.			Vendor Name		
19055			REDFLEX TRAFFIC SYSTEMS, INC.		
Check No.			Check Date		
00737258			01/28/2015		
Check Amount			\$105,943.17		

RECEIVED

NOV 23 2015

FINANCE DEPT.

PO 20151449  
rcvd 1/26/15  
LL



**REFLEX**  
TRAFFIC SYSTEMS

### Redflex Traffic Systems

23751 N. 23rd Ave. Suite 150  
Phoenix, AZ 85085

### Invoice

<b>Invoice Number</b>	<b>Invoice Date</b>	<b>Invoice Currency</b>
RTS0007556	30-Nov-14	USD
<b>Customer No</b>	<b>Ship Date</b>	<b>Shipping No</b>
3101		Y
<b>Bill To:</b> City of Victorville		<b>Ship To:</b> City of Victorville
Attn: Engineering PO Box 5001 Victorville, CA 92393		Attn: Engineering PO Box 5001 Victorville, CA 92393

Invoice	Project ID	Description	Unit	Quantity	Price	Total Net
3101	VIC	November 2014				
3101	VIC-ZREM	Removal Cost Recovery Invoice 47/54	EA	1	2,709.02	2,709.02
		Sub total				2,709.02
		Total				2,709.02

<b>Terms:</b>	Net 30 days
<b>Invoice Total:</b>	2,709.02
<b>Please Pay this Amount:</b>	2,709.02



Inv# RTS0007556 \$ 2,709.02  
REFLEX TRAFFIC SYSTEMS, INC.  
11/30/2014 # Pages 1 FP1 D0C55S583725  
PO# 20151449

*J. Mc Glade*  
*John A. Mc Glade*

RECEIVED

JAN 26 2015

FINANCE DEPT.

PO 20151449  
Rcvd 1/26/15  
ceb



**REFLEX**  
TRAFFIC SYSTEMS

### Redflex Traffic Systems


23751 N. 23rd Ave. Suite 150  
Phoenix, AZ 85085

### Invoice

<b>Invoice Number</b>	<b>Invoice Date</b>	<b>Invoice Currency</b>
RTS0007555	30-Nov-14	USD
<b>Customer No</b>	<b>Ship Date</b>	<b>Shipping No</b>
3101		Y
<b>Bill To:</b> City of Victorville		<b>Ship To:</b> City of Victorville
Attn: Engineering PO Box 5001 Victorville, CA 92393		Attn: Engineering PO Box 5001 Victorville, CA 92393

Invoice	Project ID	Description	Unit	Quantity	Price	Total Net
3101	VIC	November 2014				
3101	VIC-ZREM	Removal Cost Recovery Invoice 45/52	EA	1	462.19	462.19
		Sub total				462.19
		Total				462.19

<b>Terms:</b>	Net 30 days
<b>Invoice Total:</b>	462.19
<b>Please Pay this Amount:</b>	462.19

  
 Inv# RTS0007555 \$ 462.19  
 REDFLEX TRAFFIC SYSTEMS, INC.  
 11/30/2014 # Pages 1 FP1 D0C55S583726  
 PO# 20151449

*J. Mc Glade*  
*John A. Mc Glade*

RECEIVED

JAN 26 2015

FINANCE DEPT.

PO 2015 1449

Rcvd 1/26/15

ub



**REFLEX**  
TRAFFIC SYSTEMS

### Redflex Traffic Systems

23751 N. 23rd Ave. Suite 150  
Phoenix, AZ 85085

### Invoice

<b>Invoice Number</b>	<b>Invoice Date</b>	<b>Invoice Currency</b>
RTS0007423	30-Nov-14	USD
<b>Customer No</b>	<b>Ship Date</b>	<b>Shipping No</b>
3101		Y
<b>Bill To:</b> City of Victorville		<b>Ship To:</b> City of Victorville
Attn: Engineering PO Box 5001 Victorville, CA 92393		Attn: Engineering PO Box 5001 Victorville, CA 92393

Invoice	Project ID	Description	Unit	Quantity	Price	Total Net
3101	VIC	November 2014				
3101	VIC-AMBE-01	Bear Valley Road and Amargosa Road-SB	EA	1	6,124.00	6,124.00
3101	VIC-BEAM-01	Bear Valley Road and Amargosa Road-WB	EA	1	6,124.00	6,124.00
3101	VIC-BVHE-01	Bear Valley Road and Hesperia Road-WB	EA	1	6,124.00	6,124.00
3101	VIC-HEBV-01	Bear Valley Road and Hesperia Road-SB	EA	1	6,124.00	6,124.00
3101	VIC-BVIN-01	Bear Valley Road and Industrial Blvd-EB	EA	1	6,124.00	6,124.00
3101	VIC-BVMA-01	Mariposa Road and Bear Valley Road-WB	EA	1	6,124.00	6,124.00
3101	VIC-GTSE-01	Seventh Street and Green Tree Blvd-WB	EA	1	6,124.00	6,124.00
3101	VIC-HESI-01	Silica Road and Hesperia Road-SB	EA	1	6,124.00	6,124.00
3101	VIC-D7-01	D Street and 7th Street-WB	EA	1	6,124.00	6,124.00
3101	VIC-D7-03	D Street and 7th Street-EB	EA	1	6,124.00	6,124.00
		<b>Sub total</b>				<b>61,240.00</b>
		<b>Total</b>				<b>61,240.00</b>

45,970.44



Inv# RTS007423 \$ 45,970.44  
REFLEX TRAFFIC SYSTEMS, INC.  
11/30/2014 # Pages 5 FP5 DOC55S583729  
PO# 20151449



**REFLEX**  
TRAFFIC SYSTEMS

# Redflex Traffic Systems

23751 N. 23rd Ave. Suite 150  
Phoenix, AZ 85085

## Invoice

<b>Invoice Number</b>	<b>Invoice Date</b>	<b>Invoice Currency</b>
RTS0007423	30-Nov-14	USD
<b>Customer No</b>	<b>Ship Date</b>	<b>Shipping No</b>
3101		Y
<b>Bill To:</b> City of Victorville		<b>Ship To:</b> City of Victorville
Attn: Engineering PO Box 5001 Victorville, CA 92393		Attn: Engineering PO Box 5001 Victorville, CA 92393

<b>Terms:</b>	Net 30 days
<b>Invoice Total:</b>	61,240.00
<b>Please Pay this Amount:</b>	<del>61,240.00</del>

*Redd from County 55,970.44  
Admin Fee (10,000.00)*

*54,590.44*

*payable to Redflex*

*J. McGlade*  

---

*John A. McGlade*

November-14

	Description of % Deductions Taken	Redlight Camera Revenues Collected by County	Redlight Camera Fees Paid to City of Victorville
RFV	Redlight Fine Input → 2.00% Input → 10,400% TOTAL → 12.40%	\$ 21,220.69	\$ 18,589.32
	2% Automatic System Trust Central Collection/Trust Commerce/WWW/E-Pay		
RTV	Redlight Traffic School Input → 2.76%	\$ 16,121.81	\$ 15,676.85
	Central Collection/Trust Commerce/WWW/E-Pay		
TLV	Traffic School Input → 7.58% TOTAL → 7.58%	\$ 12,415.10	\$ 11,474.04
	To Traffic School		
TFV	Traffic Fines Input → 21.60% Input → 7.58% TOTAL → 29.18%	\$ 14,445.40	\$ 10,230.23
	City Base Fine Central Collection/Trust Commerce/WWW/E-Pay		
	<b>TOTALS</b>	<b>\$ 64,203.00</b>	<b>\$ 55,970.44</b>

Amount Received by City

This information is provided to us by the Superior Court of California, County of San Bernardino. We have been working with Alan Crouse (909-382-3507) and Aliene Yan (909-798-8405). Previously, Alan Crouse had been providing a monthly spreadsheet to the City of Victorville. Unfortunately, we just discovered that the formula he gave us was not quite correct. This has resulted in an overpayment to Redflex. This spreadsheet is based on corrected information Aliene Yan is providing us with more accurate information so that we can reconcile the Redflex account.



**Superior Court of California  
County of San Bernardino**

FINANCIAL SERVICES  
Box 15010  
San Bernardino, CA 92415-5010

City of Victorville  
14343 Civic Drive  
Victorville, CA 92392

12/18/14

**November 2014 Revenue  
For: Cities share of Fines and Forfeitures**

Below is the breakdown of your share:

City Fines	\$374.75
Crime Prevention	\$4.39
Education Fines	\$0.00
Littering Activities Fund	\$16.17
Off Road Violation	\$119.09
Dog Fines	\$0.00
Red Lights Fines	\$19,093.76
Red Lights Traffic School	\$15,750.56
Snowline School District	\$0.00
Victor Valley School District	\$0.00
Vehicle Fines	\$35,488.40
<b>TOTAL</b>	<b><u>\$70,847.12</u></b>

	RFV	RTV	TFV	TLV
Collection Costs %	10.40%	2.76%	7.58%	7.58%

For questions, please contact Punay Estrosos at (909) 363-4621

Month	\$ Paid to Reflex	\$ Received from County	Operating Fees	\$ Overpaid Reflex	Reflex Invoiced Amount
Apr-08	\$ 5,600.00	\$ -	\$ -	\$ (5,600.00)	\$ 5,600.00
May-08	\$ 25,935.49	\$ 5,282.69	\$ -	\$ (20,642.80)	\$ 25,935.49
Jun-08	\$ 60,000.00	\$ 23,202.28	\$ -	\$ (36,797.72)	\$ 60,000.00
Jul-08	\$ 60,000.00	\$ 56,360.29	\$ -	\$ (3,639.71)	\$ 60,000.00
Aug-08	\$ 60,000.00	\$ 64,685.14	\$ -	\$ 4,685.14	\$ 60,000.00
Sep-08	\$ 72,000.00	\$ 69,144.43	\$ -	\$ (2,855.57)	\$ 72,000.00
Sep-08	\$ 24,000.00	\$ -	\$ -	\$ (24,000.00)	\$ 24,000.00
Oct-08	\$ 72,000.00	\$ 91,170.11	\$ -	\$ 19,170.11	\$ 72,000.00
Nov-08	\$ 72,000.00	\$ 73,896.94	\$ -	\$ 1,896.94	\$ 72,000.00
Dec-08	\$ 72,000.00	\$ 109,148.17	\$ -	\$ 37,148.17	\$ 72,000.00
Jan-09	\$ 72,000.00	\$ 54,720.62	\$ -	\$ (17,279.38)	\$ 72,000.00
Feb-09	\$ 72,000.00	\$ 72,485.44	\$ -	\$ 485.44	\$ 72,000.00
Mar-09	\$ 72,000.00	\$ 82,347.82	\$ -	\$ 10,347.82	\$ 72,000.00
Apr-09	\$ 73,600.00	\$ 81,945.41	\$ -	\$ 8,345.41	\$ 73,600.00
May-09	\$ 96,000.00	\$ 70,227.59	\$ -	\$ (25,772.41)	\$ 96,000.00
Jun-09	\$ 42,785.06	\$ 71,547.45	\$ -	\$ 28,762.39	\$ 96,000.00
Jul-09	\$ 78,848.76	\$ 74,675.07	\$ -	\$ (4,173.69)	\$ 96,000.00
Aug-09	\$ 82,350.41	\$ 76,809.97	\$ -	\$ (5,540.44)	\$ 96,000.00
Sep-09	\$ 65,233.29	\$ 60,843.41	\$ -	\$ (4,389.88)	\$ 96,000.00
Oct-09	\$ 64,104.01	\$ 61,380.71	\$ -	\$ (2,723.30)	\$ 96,000.00
Nov-09	\$ 62,740.53	\$ 59,732.88	\$ -	\$ (3,007.65)	\$ 96,000.00
Dec-09	\$ 62,149.16	\$ 58,960.68	\$ -	\$ (3,188.48)	\$ 96,000.00
Jan-10	\$ 61,796.69	\$ 58,961.32	\$ -	\$ (2,835.37)	\$ 96,000.00
Feb-10	\$ 71,225.73	\$ 67,718.16	\$ -	\$ (3,507.57)	\$ 96,000.00
Mar-10	\$ 88,119.72	\$ 84,570.76	\$ -	\$ (3,548.96)	\$ 96,000.00
Apr-10	\$ 92,198.47	\$ 88,450.77	\$ -	\$ (3,747.70)	\$ 96,000.00
May-10	\$ 75,211.28	\$ 71,510.82	\$ -	\$ (3,700.46)	\$ 96,000.00
Jun-10	\$ 85,343.13	\$ 80,984.34	\$ -	\$ (4,358.79)	\$ 96,000.00
Jul-10	\$ 65,919.95	\$ 74,674.08	\$ 10,000.00	\$ (1,245.87)	\$ 60,000.00
Aug-10	\$ 67,141.98	\$ 64,107.35	\$ 10,000.00	\$ (13,034.63)	\$ 60,000.00
Sep-10	\$ 54,084.88	\$ 51,881.10	\$ 10,000.00	\$ (12,203.78)	\$ 60,000.00
Oct-10	\$ 56,598.96	\$ 53,395.29	\$ 10,000.00	\$ (13,203.67)	\$ 60,000.00
Nov-10	\$ 44,094.30	\$ 43,094.72	\$ 10,000.00	\$ (10,999.58)	\$ 60,000.00
Dec-10	\$ -	\$ 42,790.76	\$ 10,000.00	\$ 32,790.76	\$ 60,000.00
Jan-11	\$ -	\$ 47,667.43	\$ 10,000.00	\$ 37,667.43	\$ 60,000.00
Feb-11	\$ -	\$ 45,992.45	\$ 10,000.00	\$ 35,992.45	\$ 60,000.00
Mar-11	\$ 29,331.91	\$ 54,037.28	\$ 10,000.00	\$ 14,705.37	\$ 60,000.00
Apr-11	\$ 44,610.56	\$ 54,610.56	\$ 10,000.00	\$ -	\$ 61,240.00
May-11	\$ 29,202.76	\$ 39,202.76	\$ 10,000.00	\$ -	\$ 61,240.00
Jun-11	\$ 37,806.25	\$ 47,806.25	\$ 10,000.00	\$ -	\$ 61,240.00
Jul-11	\$ 25,201.27	\$ 35,201.27	\$ 10,000.00	\$ -	\$ 61,240.00
Aug-11	\$ 24,378.43	\$ 34,378.43	\$ 10,000.00	\$ -	\$ 61,240.00
Sep-11	\$ 21,509.71	\$ 31,509.71	\$ 10,000.00	\$ -	\$ 61,240.00
Oct-11	\$ 23,522.73	\$ 33,522.73	\$ 10,000.00	\$ -	\$ 61,240.00
Nov-11	\$ 22,332.86	\$ 32,332.86	\$ 10,000.00	\$ -	\$ 61,240.00
Dec-11	\$ 23,379.15	\$ 33,379.15	\$ 10,000.00	\$ -	\$ 61,240.00
Jan-12	\$ 28,785.66	\$ 38,785.66	\$ 10,000.00	\$ -	\$ 61,240.00
Feb-12	\$ 41,443.08	\$ 51,443.08	\$ 10,000.00	\$ -	\$ 61,240.00
Mar-12	\$ 39,937.85	\$ 49,937.85	\$ 10,000.00	\$ -	\$ 61,240.00
Apr-12	\$ 31,054.90	\$ 41,054.90	\$ 10,000.00	\$ -	\$ 61,240.00
May-12	\$ 33,796.19	\$ 43,796.19	\$ 10,000.00	\$ -	\$ 61,240.00
Jun-12	\$ 35,326.95	\$ 45,326.95	\$ 10,000.00	\$ -	\$ 61,240.00
Jul-12	\$ 25,908.06	\$ 35,908.06	\$ 10,000.00	\$ -	\$ 61,240.00
Aug-12	\$ 29,815.68	\$ 39,815.68	\$ 10,000.00	\$ -	\$ 61,240.00
Sep-12	\$ 18,449.94	\$ 28,449.94	\$ 10,000.00	\$ -	\$ 61,240.00
Oct-12	\$ 27,375.85	\$ 37,375.85	\$ 10,000.00	\$ -	\$ 61,240.00
Nov-12	\$ 23,619.44	\$ 33,619.44	\$ 10,000.00	\$ -	\$ 61,240.00
Dec-12	\$ 22,609.29	\$ 32,609.29	\$ 10,000.00	\$ -	\$ 61,240.00
Jan-13	\$ 38,638.49	\$ 48,638.49	\$ 10,000.00	\$ -	\$ 61,240.00
Feb-13	\$ 35,067.70	\$ 45,067.70	\$ 10,000.00	\$ -	\$ 61,240.00
Mar-13	\$ 46,141.72	\$ 56,141.72	\$ 10,000.00	\$ -	\$ 61,240.00
Apr-13	\$ 33,109.92	\$ 43,109.92	\$ 10,000.00	\$ -	\$ 61,240.00
May-13	\$ 36,712.27	\$ 46,712.27	\$ 10,000.00	\$ -	\$ 61,240.00
Jun-13	\$ 34,207.35	\$ 44,207.35	\$ 10,000.00	\$ -	\$ 61,240.00
Jul-13	\$ 32,112.40	\$ 42,112.40	\$ 10,000.00	\$ -	\$ 61,240.00
Aug-13	\$ 31,890.97	\$ 41,890.97	\$ 10,000.00	\$ -	\$ 61,240.00
Sep-13	\$ 26,980.66	\$ 36,980.66	\$ 10,000.00	\$ -	\$ 61,240.00
Oct-13	\$ 37,942.14	\$ 47,942.14	\$ 10,000.00	\$ -	\$ 61,240.00
Nov-13	\$ 28,766.95	\$ 38,766.95	\$ 10,000.00	\$ -	\$ 61,240.00
Dec-13	\$ 26,218.03	\$ 36,218.03	\$ 10,000.00	\$ -	\$ 61,240.00
Jan-14	\$ 43,162.29	\$ 53,162.29	\$ 10,000.00	\$ -	\$ 61,240.00
Feb-14	\$ 45,832.46	\$ 55,832.46	\$ 10,000.00	\$ -	\$ 61,240.00
Mar-14	\$ 61,851.08	\$ 71,851.08	\$ 10,000.00	\$ -	\$ 61,240.00
Apr-14	\$ 49,053.29	\$ 59,053.29	\$ 10,000.00	\$ -	\$ 61,240.00
May-14	\$ 44,654.69	\$ 54,654.69	\$ 10,000.00	\$ -	\$ 61,240.00
Jun-14	\$ 40,399.82	\$ 50,399.82	\$ 10,000.00	\$ -	\$ 61,240.00
Jul-14	\$ 48,808.60	\$ 58,808.60	\$ 10,000.00	\$ -	\$ 61,240.00
Aug-14	\$ 36,995.66	\$ 46,995.66	\$ 10,000.00	\$ -	\$ 61,240.00
Sep-14	\$ 39,641.24	\$ 49,641.24	\$ 10,000.00	\$ -	\$ 61,240.00
Oct-14	\$ 45,828.38	\$ 55,828.38	\$ 10,000.00	\$ -	\$ 61,240.00
Nov-14	\$ 45,970.44	\$ 55,970.44	\$ 10,000.00	\$ -	\$ 61,240.00
	\$ 3,678,466.87	\$ 4,208,466.87	\$ 530,000.00	\$ (0.00)	\$ 5,391,695.49

Unpaid Balance Owed to Reflex - Amount Invoiced minus amount paid

\$ 1,713,228.62



RECEIVED

JAN 26 2015

FINANCE DEPT.

PO 20151449

Rec'd 1/26/15

26



**REFLEX**  
TRAFFIC SYSTEMS

### Redflex Traffic Systems

23751 N. 23rd Ave. Suite 150  
Phoenix, AZ 85085

### Invoice

<b>Invoice Number</b>	<b>Invoice Date</b>	<b>Invoice Currency</b>
RTS0007625	31-Dec-14	USD
<b>Customer No</b>	<b>Ship Date</b>	<b>Shipping No</b>
3101		Y
<b>Bill To:</b> City of Victorville		<b>Ship To:</b> City of Victorville
Attn: Engineering PO Box 5001 Victorville, CA 92393		Attn: Engineering PO Box 5001 Victorville, CA 92393

Invoice	Project ID	Description	Unit	Quantity	Price	Total Net
3101	VIC	December 2014				
3101	VIC-ZREM	Removal Cost Recovery Invoice 48/54	EA	1	2,709.02	2,709.02
		<b>Sub total</b>				<b>2,709.02</b>
		<b>Total</b>				<b>2,709.02</b>

<b>Terms:</b>	<b>Net 30 days</b>
<b>Invoice Total:</b>	<b>2,709.02</b>

Please Pay this Amount: *JAG* 2,709.02



Inv# RTS0007625 \$ 2,709.02  
 REDFLEX TRAFFIC SYSTEMS, INC.  
 12/31/2014 # Pages 1 FP1 DOC55S583731  
 PO# 20151449


*J. Ann Glade*  
 John A. Mc Glade

RECEIVED

JAN 23 2015

FINANCE DEPT.

PO 20151449  
Rcvd 1/26/15  
ub



**REFLEX**  
TRAFFIC SYSTEMS

### Redflex Traffic Systems


23751 N. 23rd Ave. Suite 150  
Phoenix, AZ 85085

### Invoice

<b>Invoice Number</b>	<b>Invoice Date</b>	<b>Invoice Currency</b>
RTS0007624	31-Dec-14	USD
<b>Customer No</b>	<b>Ship Date</b>	<b>Shipping No</b>
3101		Y
<b>Bill To:</b> City of Victorville		<b>Ship To:</b> City of Victorville
Attn: Engineering PO Box 5001 Victorville, CA 92393		Attn: Engineering PO Box 5001 Victorville, CA 92393

Invoice	Project ID	Description	Unit	Quantity	Price	Total Net
3101	VIC	December 2014				
3101	VIC-ZREM	Removal Cost Recovery Invoice 46/52	EA	1	462.19	462.19
		Sub total				462.19
		Total				462.19

<b>Terms:</b>	Net 30 days
<b>Invoice Total:</b>	462.19
<b>Please Pay this Amount:</b>	462.19

  
 Inv# RTS0007624 \$ 462.19  
 REDFLEX TRAFFIC SYSTEMS, INC.  
 12/31/2014 # Pages 1 FP1 DOC55S583735  
 PO# 20151449

*J. McGlade*  
John A. McGlade

RECEIVED

JAN 26 2015

FINANCE DEPT.

Rec'd PO 20151449  
Rec'd 1/20/15



**REDFLEX**  
TRAFFIC SYSTEMS

### Redflex Traffic Systems

23751 N. 23rd Ave. Suite 150  
Phoenix, AZ 85085

### Invoice

<b>Invoice Number</b>	<b>Invoice Date</b>	<b>Invoice Currency</b>
RTS0007623	31-Dec-14	USD
<b>Customer No</b>	<b>Ship Date</b>	<b>Shipping No</b>
3101		Y
<b>Bill To:</b> City of Victorville		<b>Ship To:</b> City of Victorville
Attn: Engineering PO Box 5001 Victorville, CA 92393		Attn: Engineering PO Box 5001 Victorville, CA 92393

Invoice	Project ID	Description	Unit	Quantity	Price	Total Net
3101	VIC	December 2014				
3101	VIC-AMBE-01	Bear Valley Road and Amargosa Road-SB	EA	1	6,124.00	6,124.00
3101	VIC-BEAM-01	Bear Valley Road and Amargosa Road-WB	EA	1	6,124.00	6,124.00
3101	VIC-BVHE-01	Bear Valley Road and Hesperia Road-WB	EA	1	6,124.00	6,124.00
3101	VIC-HEBV-01	Bear Valley Road and Hesperia Road-SB	EA	1	6,124.00	6,124.00
3101	VIC-BVIN-01	Bear Valley Road and Industrial Blvd-EB	EA	1	6,124.00	6,124.00
3101	VIC-BVMA-01	Mariposa Road and Bear Valley Road-WB	EA	1	6,124.00	6,124.00
3101	VIC-GTSE-01	Seventh Street and Green Tree Blvd-WB	EA	1	6,124.00	6,124.00
3101	VIC-HESI-01	Silica Road and Hesperia Road-SB	EA	1	6,124.00	6,124.00
3101	VIC-D7-01	D Street and 7th Street-WB	EA	1	6,124.00	6,124.00
3101	VIC-D7-03	D Street and 7th Street-EB	EA	1	6,124.00	6,124.00
		<b>Sub total</b>				<b>61,240.00</b>
		<b>Total</b>				<b>61,240.00</b>

53,630.31



Inv# RTS0007623 \$ 53,630.31  
REDFLEX TRAFFIC SYSTEMS, INC.  
12/31/2014 # Pages 5 FP5 DOC555583736  
PO# 20151449



**REDFLEX**  
TRAFFIC SYSTEMS

# Redflex Traffic Systems

23751 N. 23rd Ave. Suite 150  
Phoenix, AZ 85085

## Invoice

Invoice Number	Invoice Date	Invoice Currency
RTS0007623	31-Dec-14	USD
Customer No	Ship Date	Shipping No
3101		Y
<b>Bill To:</b> City of Victorville		<b>Ship To:</b> City of Victorville
Attn: Engineering PO Box 5001 Victorville, CA 92393		Attn: Engineering PO Box 5001 Victorville, CA 92393

<b>Terms:</b>	Net 30 days
<b>Invoice Total:</b>	61,240.00
<b>Please Pay this Amount:</b>	61,240.00

Rcvd from County 63,630.31  
Admin Fee (10,000.00)

53,630.31

payable to  
Redflex

J. A. McGlade  
John A. McGlade



**Superior Court of California  
County of San Bernardino**

FINANCIAL SERVICES  
Box 15010  
San Bernardino, CA 92415-5010

City of Victorville  
14343 Civic Drive  
Victorville, CA 92392

1/20/15

**December 2014 Revenue  
For: Cities share of Fines and Forfeitures**





Below is the breakdown of your share:

City Fines	\$437.95
Crime Prevention	\$9.63
Education Fines	\$29.42
Littering Activities Fund	\$93.48
Off Road Violation	\$254.78
Dog Fines	\$0.00
Red Lights Fines	\$21,887.96
Red Lights Traffic School	\$17,092.83
Snowline School District	\$0.00
Victor Valley School District	\$0.00
Vehicle Fines	\$43,603.65
<b>TOTAL</b>	<b><u>\$83,409.70</u></b>

	RFV	RTV	TFV	ILV
Collection Costs %	10.38%	2.70%	6.22%	5.22%

For questions, please contact Jan Schelin at (909) 363-4623

December-14

	Description of % Deductions Taken	Redlight Camera Revenues Collected by County	Redlight Camera Fees Paid to City of Victorville	Amount Received by City
RFV	 2% Automatic System Trust Central Collection/Trust Commerce/WWW/E-Pay	\$ 24,448.49	\$ 21,421.77	
RTV	 Central Collection/Trust Commerce/WWW/E-Pay	\$ 17,341.77	\$ 16,873.54	
TLV	 To Traffic School	\$ 13,491.51	\$ 12,787.25	
TFV	 City Base Fine Central Collection/Trust Commerce/WWW/E-Pay	\$ 17,146.42	\$ 12,547.75	
<b>TOTALS</b>		<b>\$ 72,428.19</b>	<b>\$ 63,630.31</b>	

This information is provided to us by the Superior Court of California, County of San Bernardino. We have been working with Alan Crouse (909-382-3507) and Allene Yan (909-798-8405). Previously, Alan Crouse had been providing a monthly spreadsheet to the City of Victorville. Unfortunately, we just discovered that the formula he gave us was not quite correct. This has resulted in an overpayment to Redflex. This spreadsheet is based on corrected information Allene Yan is providing us with more accurate information so that we can reconcile the Redflex account.

Month	\$ Paid to Reflex	\$ Received from		Operating Fees	\$ Overpaid Reflex	Reflex Invoiced Amount
		County				
Apr-08	\$ 5,600.00	\$ -		\$	(5,600.00)	\$ 5,600.00
May-08	\$ 25,935.49	\$ 5,292.69		\$	(20,642.80)	\$ 25,935.49
Jun-08	\$ 60,000.00	\$ 23,202.28		\$	(36,797.72)	\$ 60,000.00
Jul-08	\$ 60,000.00	\$ 56,360.29		\$	(3,639.71)	\$ 60,000.00
Aug-08	\$ 60,000.00	\$ 64,685.14		\$	4,685.14	\$ 60,000.00
Sep-08	\$ 72,000.00	\$ 69,144.43		\$	(2,855.57)	\$ 72,000.00
Sep-08	\$ 24,000.00			\$	(24,000.00)	\$ 24,000.00
Oct-08	\$ 72,000.00	\$ 91,170.11		\$	19,170.11	\$ 72,000.00
Nov-08	\$ 72,000.00	\$ 73,896.94		\$	1,896.94	\$ 72,000.00
Dec-08	\$ 72,000.00	\$ 109,148.17		\$	37,148.17	\$ 72,000.00
Jan-09	\$ 72,000.00	\$ 54,720.62		\$	(17,279.38)	\$ 72,000.00
Feb-09	\$ 72,000.00	\$ 72,485.44		\$	485.44	\$ 72,000.00
Mar-09	\$ 72,000.00	\$ 82,347.82		\$	10,347.82	\$ 72,000.00
Apr-09	\$ 73,600.00	\$ 81,945.41		\$	8,345.41	\$ 73,600.00
May-09	\$ 96,000.00	\$ 70,227.59		\$	(25,772.41)	\$ 96,000.00
Jun-09	\$ 42,785.06	\$ 71,547.45		\$	28,762.39	\$ 96,000.00
Jul-09	\$ 78,848.76	\$ 74,675.07		\$	(4,173.69)	\$ 96,000.00
Aug-09	\$ 82,350.41	\$ 76,809.97		\$	(5,540.44)	\$ 96,000.00
Sep-09	\$ 65,233.29	\$ 60,843.41		\$	(4,389.88)	\$ 96,000.00
Oct-09	\$ 64,104.01	\$ 61,380.71		\$	(2,723.30)	\$ 96,000.00
Nov-09	\$ 62,740.53	\$ 59,732.88		\$	(3,007.65)	\$ 96,000.00
Dec-09	\$ 62,149.16	\$ 58,960.68		\$	(3,188.48)	\$ 96,000.00
Jan-10	\$ 61,796.69	\$ 58,961.32		\$	(2,835.37)	\$ 96,000.00
Feb-10	\$ 71,225.73	\$ 67,181.16		\$	(3,507.57)	\$ 96,000.00
Mar-10	\$ 88,119.72	\$ 84,570.76		\$	(3,548.96)	\$ 96,000.00
Apr-10	\$ 92,198.47	\$ 88,450.77		\$	(3,747.70)	\$ 96,000.00
May-10	\$ 75,211.28	\$ 71,510.82		\$	(3,700.46)	\$ 96,000.00
Jun-10	\$ 85,343.13	\$ 80,984.34		\$	(4,358.79)	\$ 96,000.00
Jul-10	\$ 65,919.95	\$ 74,674.08	\$ 10,000.00	\$	(1,245.87)	\$ 60,000.00
Aug-10	\$ 67,141.98	\$ 64,107.35	\$ 10,000.00	\$	(13,034.63)	\$ 60,000.00
Sep-10	\$ 54,084.88	\$ 51,881.10	\$ 10,000.00	\$	(12,203.78)	\$ 60,000.00
Oct-10	\$ 56,598.96	\$ 53,395.29	\$ 10,000.00	\$	(13,203.67)	\$ 60,000.00
Nov-10	\$ 44,094.30	\$ 43,094.72	\$ 10,000.00	\$	(10,999.58)	\$ 60,000.00
Dec-10	\$ -	\$ 42,790.76	\$ 10,000.00	\$	32,790.76	\$ 60,000.00
Jan-11	\$ -	\$ 47,667.43	\$ 10,000.00	\$	37,667.43	\$ 60,000.00
Feb-11	\$ -	\$ 45,992.45	\$ 10,000.00	\$	35,992.45	\$ 60,000.00
Mar-11	\$ 29,331.91	\$ 54,037.28	\$ 10,000.00	\$	14,705.37	\$ 60,000.00
Apr-11	\$ 44,610.56	\$ 54,610.56	\$ 10,000.00	\$	-	\$ 61,240.00
May-11	\$ 29,202.76	\$ 39,202.76	\$ 10,000.00	\$	-	\$ 61,240.00
Jun-11	\$ 37,806.25	\$ 47,806.25	\$ 10,000.00	\$	-	\$ 61,240.00
Jul-11	\$ 25,201.27	\$ 35,201.27	\$ 10,000.00	\$	-	\$ 61,240.00
Aug-11	\$ 24,378.43	\$ 34,378.43	\$ 10,000.00	\$	-	\$ 61,240.00
Sep-11	\$ 21,509.71	\$ 31,509.71	\$ 10,000.00	\$	-	\$ 61,240.00
Oct-11	\$ 23,522.73	\$ 33,522.73	\$ 10,000.00	\$	-	\$ 61,240.00
Nov-11	\$ 22,332.86	\$ 32,332.86	\$ 10,000.00	\$	-	\$ 61,240.00
Dec-11	\$ 23,379.15	\$ 33,379.15	\$ 10,000.00	\$	-	\$ 61,240.00
Jan-12	\$ 28,785.66	\$ 38,785.66	\$ 10,000.00	\$	-	\$ 61,240.00
Feb-12	\$ 41,443.08	\$ 51,443.08	\$ 10,000.00	\$	-	\$ 61,240.00
Mar-12	\$ 39,937.85	\$ 49,937.85	\$ 10,000.00	\$	-	\$ 61,240.00
Apr-12	\$ 31,054.90	\$ 41,054.90	\$ 10,000.00	\$	-	\$ 61,240.00
May-12	\$ 33,796.19	\$ 43,796.19	\$ 10,000.00	\$	-	\$ 61,240.00
Jun-12	\$ 35,326.95	\$ 45,326.95	\$ 10,000.00	\$	-	\$ 61,240.00
Jul-12	\$ 25,908.06	\$ 35,908.06	\$ 10,000.00	\$	-	\$ 61,240.00
Aug-12	\$ 29,815.68	\$ 39,815.68	\$ 10,000.00	\$	-	\$ 61,240.00
Sep-12	\$ 18,449.94	\$ 28,449.94	\$ 10,000.00	\$	-	\$ 61,240.00
Oct-12	\$ 27,375.85	\$ 37,375.85	\$ 10,000.00	\$	-	\$ 61,240.00
Nov-12	\$ 23,619.44	\$ 33,619.44	\$ 10,000.00	\$	-	\$ 61,240.00
Dec-12	\$ 22,609.29	\$ 32,609.29	\$ 10,000.00	\$	-	\$ 61,240.00
Jan-13	\$ 38,638.49	\$ 48,638.49	\$ 10,000.00	\$	-	\$ 61,240.00
Feb-13	\$ 35,067.70	\$ 45,067.70	\$ 10,000.00	\$	-	\$ 61,240.00
Mar-13	\$ 46,141.72	\$ 56,141.72	\$ 10,000.00	\$	-	\$ 61,240.00
Apr-13	\$ 33,109.92	\$ 43,109.92	\$ 10,000.00	\$	-	\$ 61,240.00
May-13	\$ 36,712.27	\$ 46,712.27	\$ 10,000.00	\$	-	\$ 61,240.00
Jun-13	\$ 34,207.35	\$ 44,207.35	\$ 10,000.00	\$	-	\$ 61,240.00
Jul-13	\$ 32,112.40	\$ 42,112.40	\$ 10,000.00	\$	-	\$ 61,240.00
Aug-13	\$ 31,890.97	\$ 41,890.97	\$ 10,000.00	\$	-	\$ 61,240.00
Sep-13	\$ 26,980.66	\$ 36,980.66	\$ 10,000.00	\$	-	\$ 61,240.00
Oct-13	\$ 37,942.14	\$ 47,942.14	\$ 10,000.00	\$	-	\$ 61,240.00
Nov-13	\$ 28,766.95	\$ 38,766.95	\$ 10,000.00	\$	-	\$ 61,240.00
Dec-13	\$ 26,218.03	\$ 36,218.03	\$ 10,000.00	\$	-	\$ 61,240.00
Jan-14	\$ 43,162.29	\$ 53,162.29	\$ 10,000.00	\$	-	\$ 61,240.00
Feb-14	\$ 45,832.46	\$ 55,832.46	\$ 10,000.00	\$	-	\$ 61,240.00
Mar-14	\$ 61,851.08	\$ 71,851.08	\$ 10,000.00	\$	-	\$ 61,240.00
Apr-14	\$ 49,053.29	\$ 59,053.29	\$ 10,000.00	\$	-	\$ 61,240.00
May-14	\$ 44,654.69	\$ 54,654.69	\$ 10,000.00	\$	-	\$ 61,240.00
Jun-14	\$ 40,399.82	\$ 50,399.82	\$ 10,000.00	\$	-	\$ 61,240.00
Jul-14	\$ 48,808.60	\$ 58,808.60	\$ 10,000.00	\$	-	\$ 61,240.00
Aug-14	\$ 36,995.66	\$ 46,995.66	\$ 10,000.00	\$	-	\$ 61,240.00
Sep-14	\$ 39,641.24	\$ 49,641.24	\$ 10,000.00	\$	-	\$ 61,240.00
Oct-14	\$ 45,828.38	\$ 55,828.38	\$ 10,000.00	\$	-	\$ 61,240.00
Nov-14	\$ 45,970.44	\$ 55,970.44	\$ 10,000.00	\$	-	\$ 61,240.00
Dec-14	\$ 53,630.31	\$ 63,630.31	\$ 10,000.00	\$	-	\$ 61,240.00
	\$ 3,732,097.18	\$ 4,272,097.18	\$ 540,000.00	\$	(0.00)	\$ 5,452,935.49

Unpaid Balance Owed to Reflex - Amount Invoiced minus amount paid

\$ 1,720,838.31